



foundation
for endodontics
FOCUS

VOLUME XXI Spring 2017

What's INSIDE

4

Refreshed Strategy
Guides Future Success



12

Winner's
Circle



15

Dr. Margot T.
Kusienski:
Endodontic
Road Warrior



Dear Colleague:

An exciting chapter in the Foundation's history is about to begin. We are making strategic shifts to **renew, refresh and reinvent!**

Our attention has been focused on creating a stronger educational and scientific infrastructure for our specialty. As a result of a 2017-2020 strategic plan, the stage is set for expanding that vision. It is a move to a broader, more ambitious playing field with a goal of improving patient care and bringing the specialty greater recognition and visibility.



Since he became Foundation President, Dr. Morgan has taken multiple opportunities to visit endodontic departments to educate and engage residents about the Foundation. Dr. Morgan does his best to keep things conversational and enjoyable, always snapping a selfie at the end of each visit.



The Foundation's first Outreach Program team took a moment at AAE16 to snap a quick photo with two driving forces behind the idea, outgoing president Dr. Louis E. Rossman and incoming president Dr. Morgan.



Representatives from the University of North Carolina at Chapel Hill were on hand to receive and celebrate the Endowed Faculty Matching Grant the Foundation presented the Department of Endodontics with in 2016. With this \$100,000, the department plans to endow the Olmsted Family Distinguished Professorship in Endodontics.



During the 2016-2017 fundraising campaign, Drs. Margot T. Kusienski and Development Manager Aly Hall had the opportunity to visit with residents and faculty across the country. The traveling pair visited Case Western Reserve University in early February 2017 where they had the opportunity to meet residents, Chair of the Department of Endodontics Dr. Andre Mickel and Dean of the School of Dental Medicine and endodontist Dr. Kenneth Chance.

Over the last year, the Board worked with a facilitator to explore how the organization can maximize its potential in a changing environment. We learned that our success has positioned us to reach beyond the endodontic community and engage a larger audience. The strategic plan represents much more than a list of activities. Initiatives were identified that will carry us to the next level. This growth promises to give donors another reason to care, younger members a chance to serve and to discover their passion for the Foundation and a diverse group of corporations and foundations the opportunity to get involved.

Increased support to research and education are on the future agenda. We are also extending the range of initiatives that promote the specialty's value. Outreach programs for underserved communities both within the United States and abroad are planned and some are ongoing. The goal is to save teeth and provide care at the highest level for patients who would not otherwise have the opportunity to be treated by an endodontist.

I hope the incredible energy and excitement surrounding these activities is apparent as you read more about them in the newsletter. If you are inspired by our new direction, please consider making your first pledge or increasing a current commitment to help us reach these ambitious goals.

The leap we are taking will be a giant stride for the specialty, and your generosity can provide the momentum to move us forward.

Sincerely,

Peter A. Morgan, D.M.D., M.Sc.
President



The Foundation's Board of Trustees underwent a nine-month strategic planning process where they expanded the Foundation's mission and established goals for the next three years. A special committee of Trustees met multiple times to undertake the research and management of the process.

Refreshed Strategy Guides Future Success

In 2016, the Foundation for Endodontics unveiled a new mission, vision and core values. The Foundation remains committed to fostering excellence in endodontic research and education, but it is broadening its reach to include outreach to underserved communities.

Through a nine-month series of strategy sessions with a professional facilitator, the Board of Trustees crafted an expanded mission which will allow the organization to:

- Address the changing needs of the specialty and the priorities of a new generation of endodontists.
- Offer meaningful opportunities for endodontists to support and represent their specialty.
- Increase the visibility of endodontics and endodontists.
- Promote the benefits of saving teeth to new communities of patients, general dentists and students.
- Continually support endodontic research and education.

Mission

The mission of the Foundation is to support endodontics by providing resources and funding for research, education, public awareness and access to care.

Vision

The Foundation supports saving natural teeth for all through the efforts of endodontic specialists.


Core Values

- Integrity
- Accountability
- Responsiveness
- Innovation
- Collaboration
- Impact

New Look

To complement its growth and ambitious plans for the future, the Foundation also introduced a refreshed logo and brand identity. The new brand emphasizes the organization's roles as the leading investor in endodontics.

Logo Variations



Color Palette



Applications



Focus Area 1: Research



- Goal 1** Promote impactful research that results in publications in prestigious journals to include *JOE*, *JDR*, *Archives of Oral Biology*, *European Journal of Oral Sciences* and mainstream scientific journals such as *Nature and Science*.
- Goal 2** Provide support to researchers that will help them secure governmental funding (NIH, NIDCR etc.) and become tenured.
 - 2a.** Review research applications to identify which are most likely to receive NIH funding.
 - 2b.** Provide seed money for projects with promise that may need time to accumulate additional data.
 - 2c.** Encourage interested residents to apply for NIDCR training grants.
- Goal 3** Support dental research day in dental schools with a visible presence for the Foundation.
- Goal 4** Pair interested residents with a research mentor either in the dental school or the broader campus.
- Goal 5** Encourage students or faculty who present quality research at their local meetings to submit their research to the AAE annual meeting.
 - 5a.** Provide funding for travel to such presentations where appropriate.
- Goal 6** Provide mentors/support for producing an NIH competitive grant proposal.

The outcome of the Foundation's strategy session is a variety of goals which fall into four main focus areas, including: research, education, outreach and development. Throughout the content of this newsletter, please look for the symbols below to signify how the Foundation is providing support in these areas.

Focus Area 2: Education



- Goal 1** Continue current grants to education.
- Goal 2** Develop training programs to orient faculty members and/or engage with existing faculty on education related issues (e.g. how to request a grant).
- Goal 3** Provide funding to support pre-doc, part-time faculty.

Focus Area 3: Outreach




- Goal 1** Implement a communications program that focuses on social media to educate the dental community and the public about the Foundation's role in supporting the profession.
- Goal 2** Develop a program plan for outreach including a framework for selecting partners and trip locations.

Focus Area 4: Development



- Goal 1** Implement a capital campaign to grow the investment fund by \$10 million.
- Goal 2** Attract up to three first-time corporate pledges by AAE17.
- Goal 3** Attract one new outside Foundation funder.
- Goal 4** Grow the number of increased pledges by 5% by 2018 with a focus on the 36-45 year-old age group. Grow the number of Freedland Society members by 30 members in 2017, 2018 and 2019 and 40 in 2020 for a total of 130 new Freedland Society donors.
- Goal 5** Increase the number of first-time donors by 10% by AAE17, and 10% each year thereafter.



Changing Lives by Saving Teeth

Foundation volunteers had no idea what their experience at the clinic in Treasure Beach, Jamaica would bring.

Trustee Dani Peinado and residents Victoria Ball and Ryan McMahan, returned overwhelmed and inspired by the gratitude of their patients. Their March 2016 trip launched the Foundation's Outreach Program. It was the first time that endodontists had been on hand to save teeth in Treasure Beach. After a day or two, patients were lined up to see the "doctors with the gutta-percha."

Losing a tooth is stressful for anyone, but many of the patients in Treasure Beach work in the hospitality industry, and a smile is critical to their economic well-being. During two one-week trips in March and October 2016, our volunteers performed 80 root canals. They felt privileged to have the opportunity to save teeth and improve the quality of life for so many patients.

The success of this initiative, in tandem with a 2016 strategic plan process, convinced the Board that outreach should be a Foundation priority. The second team traveled to Jamaica in October of 2016. Another group will make the journey in March of this year.

March 2016 Outreach Team



“It is very emotional. I am thrilled with what we are doing, and today is just the first day. The excitement and commitment of this team is something really amazing. We are completely out of our comfort zone and we are saving teeth. ‘Doctor, you saved my tooth’... ‘Doctor, thank you with all my heart.’ **We are making a big difference.**”

— *Feedback from Dr. Daniella Peinado, Trustee and mentor, on her first day in Treasure Beach, Jamaica.*



Both an international and a domestic component to the program are planned. Four annual trips to the clinic in Treasure Beach will be organized on a quarterly basis. Each initiative will be staffed by an endodontist mentor and two residents. The teams will work under the guidance of dentists Drs. William Griffin and James Carey who have a long-standing association with this facility. Investigation is underway to identify other international opportunities. The domestic initiative (Outreach USA), will tap the tremendous spirit of service among residents. The program, which will involve students across the country, is in development.

The outreach initiative is committed to sending endodontists to communities where specialty treatment is not typically available and to providing care at the highest level. The Board, donors, and corporate partners are excited to see this program thrive and grow. These just a few of the goals the Foundation hopes to achieve:

- Help people in underserved communities preserve their teeth, good health and a confident self-image.
- Highlight the role and expertise of endodontists.
- Create a unique learning opportunity for endodontic residents and their mentors.
- Provide opportunities for general dentists/and or dental students to work alongside a specialist.
- Engage younger members.
- Offer a hands-on activity for volunteers.
- Stimulate new funding from individuals, corporations and foundations.
- Demonstrate that endodontists are caring professionals who seek to use their skills to do good in the world.

October 2016 Outreach Team



2016 Outreach Outcomes

- **4** residents traveled to Treasure Beach Jamaica.
- **2** endodontists traveled with the residents.
- **80** root canals performed in 10 clinic days.
- **874** patients total served by pre-doc students, dentists and endodontists during two five-day periods. Pre-doctoral students interacted with the residents and endodontists on site.

SPECIAL THANKS to Seiler Microscope, Brasseler and Patterson for contributing instruments to enable our team to provide quality care!





foundation for endodontics

The Foundation for Endodontics proudly acknowledges the following companies for their generous contributions to support endodontic research and education.



\$2,460,000



\$400,000



\$375,000



\$300,000



\$175,000



\$145,000



\$140,000



\$100,000



\$85,000



\$75,000

ASI Medical, Inc.
Carl Zeiss Meditec, Inc.
Quintessence Publishing Co., Inc.

\$70,000

Elsevier, Inc.

\$55,000

ColteneEndo

\$50,000

Acadental
Aseptico, Inc.
Aspen Dental
Sonendo, Inc
Ultradent Products, Inc.

\$40,000

Charles B. Schwed Co., Inc.

\$25,000

American Dental Partners
Maruchi
Meta Biomed, Inc.
Patterson Dental Supply
Pacific Dental Services
Phase II Associates
Seiler Instrument and Manufacturing Co., Inc.
SS White Dental
TDO
XDR Radiology

\$5,000

Septodont

Introducing the Newest Members of REACH — Resident Expert Advisory Council

This group of seven exemplary endodontic residents has been selected to join continuing REACH members **Drs. Sung Woo Kang, Ryan B. McMahan, and Juheon Seung** to serve as advisors to the Foundation for Endodontics Board of Trustees and as ambassadors to their fellow residents. Thank you and congratulations to these future philanthropic leaders – your insights and hard work will undoubtedly propel the future of the Foundation and the specialty!



Mona Alenezi, D.M.D.

Boston University



Soohyung K. Flakes, D.M.D.

University of California San Francisco



Alexandria L. Butler, D.M.D.

Harvard School of Dental Medicine



Carolyn A. Kilbride, D.M.D.

University of Connecticut



Katherine A. Divine, D.D.S.

University of Minnesota



Lauren E. Marzouca, D.D.S.

Tufts University



Ehsan Farrokhmanesh, BDSc, D.D.S.

NYU Lutheran Medical Center

Incoming Trustees for 2017



Kirk A. Coury, D.D.S., M.S.



Keith V. Krell, D.D.S., M.S., M.A.



Craig S. Hirschberg, D.D.S.



Mark Laramore

Director of Strategic Business Development /
Surgical Services, Pacific Dental Services



Since 2001, when the Foundation awarded its first Endodontic Educator Fellowship Awards, the organization has been putting its donors' dollars to work directly supporting endodontic educators and education. The Foundation firmly believes the strength of the specialty starts from strong academic opportunities. Since its inception, the purpose of the fellowship has been to ensure specialists teach endodontics at dental institutions across the United States and Canada. The award provides funding to individuals who commit a minimum of five years to a full-time* academic career in endodontics at a dental school that is accredited by or has a reciprocal agreement with the Commission on Dental Accreditation of the American Dental Association. Recipients receive \$50,000 a year, for five years; up to \$250,000 is available per recipient.

The award has gained considerable traction over the years. In 2015, the Foundation's commitment to excellence in education was echoed by Edge Endo. The company made a pledge of \$375,000 to sponsor a 2016 Fellowship Award, naming it the 2016 Edge Endo Fellowship.

Carla Y. Falcon, D.M.D., M.D.S., assistant professor at the department of endodontics, Rutgers School of Dental Medicine impressed the 2016 Special Committee with her poise and distinctive approach to education. She recently began her second year as a full-time educator at Rutgers, where she completed her dental degree and endodontic training. Dr. Falcon applies her critical mind and bachelor's degree in engineering to endodontics regularly; she recognizes that understanding the biological rationale for endodontic treatment is as important as clinical expertise. Dr. Falcon is an educator eager to help develop the image of endodontics for her students. "To be able to mold the student's view of endodontics; our skills, our value, and our philosophy, as well as provide them a strong framework and knowledge to carry forward is the long term value of an educator," she stated.

Controlling her debt load within the realities of her academic salary could have impacted Dr. Falcon's ability to remain in academics. The fellowship award will help her to pay back student debt and reduce the stress related to financial considerations.



"Edge Endo is excited and humbled to know that Dr. Falcon was chosen as the 2016 recipient of the Foundation for Endodontics Educator Fellowship Award," said Edge Endo CEO Dr. Charles J. Goodis. "Dr. Falcon embodies the enthusiasm that I felt, and still feel, in my endodontic practice. We salute her in her on-going teaching efforts and look forward to a long relationship with the Foundation for Endodontic Educator Fellowship Awards."

The Special Committee and the Foundation's Board of Trustees feels confident she will serve as a strong leader and bring great things to her students and the specialty, for years to come.

The numbers speak for themselves!

FELLOWSHIP PROGRAM ACCOMPLISHMENTS

- Over **\$1.7 million** invested in new educators and scientists
- **23** Fellowships awarded

HIGHLIGHTS

- **3** are currently Pre-doctoral directors
- **4** are currently Program Directors
- **2** are currently Department Chairs



Dr. Falcon was also chosen to participate in the AAE's inaugural Leadership Development Program during March 2017 in Chicago, where participants sharpened their leadership skills and learned how to serve as advocates for the specialty.

2016 Research Grant Recipients



	NAME 	INSTITUTION 	PROJECT 	AWARD 
SPRING 2016	Annie Shrestha *	University of Toronto	Effect of Photosensitizer-Functionalized Bioactive Nanoparticles in Lipopolysaccharide-Contaminated Root Dentin <i>In Vivo</i>	\$ 25,768
	Maria Messing	University of Texas Health Science Center at Houston	Investigating Potential Correlations Between Endodontic Pathology and Cardiovascular Diseases Using Epidemiological and Genetic Approaches	\$ 11,809
	Caroline Wichnieski	University of Texas Health Science Center at Houston	miRNA-Regulated Cytokines in Apical Periodontitis	\$ 10,426
	Total Funding for SPRING 2016			\$ 48,503
FALL 2016	Abdulmajeed Al Shujaa *	University of Texas Health Science Center at San Antonio	Characterization of Pain-modulating Substances in Periradicular Lesions from Teeth with Symptomatic and Asymptomatic Periradicular Pathology	\$ 31,749
	Tatiana Botero-Duque **	University of Michigan	A Randomized, Controlled Clinical Trial of Regenerative Protocols to Treat Immature Necrotic Permanent Teeth	\$ 10,000
	Michael Fuller	The Ohio State University	Postoperative Management with a Steroid for Symptomatic Teeth Diagnosed with Pulpal Necrosis	\$ 15,000
	Jacqueline Lopez Gross	University of Toronto	Astroglial Plasticity Within the Rat Orofacial Sensorimotor Cortex After Endodontic Treatment Versus Tooth Extraction	\$ 6,000
	Olivia Cook	The Ohio State University	An Evaluation of 4% Prilocaine Plus 2% Lidocaine with 1:100,000 Epinephrine for Inferior Alveolar Nerve Blocks	\$ 9,357
	Daniel Crossen	University of North Carolina at Chapel Hill	Periapical Microsurgery: A 4-D Analysis of Healing Patterns	\$ 16,030
	Total Funding for FALL 2016			\$ 89,136

Funding by Research Priority 2001-2016

RESEARCH AREA	NUMBER OF GRANTS	TOTAL AWARDED
Assessment of Clinical Outcomes	64	\$ 705,627
Tissue Engineering	63	\$ 1,400,504
Educational Research	5	\$ 86,793
External and Internal Resorption	6	\$ 70,818.95
Endodontic/Implant Relationships	5	\$ 579,861
Demographics/Epidemiology of Pulpal and Periradicular Disease	1	\$ 1,530
Cracks and Fractures	7	\$ 110,611
Biology of Pulpal and Periradicular Tissues	58	\$ 695,600
Assessment of New Technology	42	\$ 530,017.36
Multiple Topics	71	\$ 758,022.74

WINNER'S CIRCLE

SPRING WINNER



RESIDENT

Annie Shrestha,
B.D.S., M.Sc.

University of Toronto

Currently a third year endodontic resident at the University of Toronto, Dr. Annie Shrestha is looking forward to completing her Masters in the summer of 2017. With a strong scientific background and interest in research and education, she is eager to pursue her endodontic career as a full-time academician. As a part of the Kishen Lab, University of Toronto, Dr. Shrestha and her colleagues have been working continuously to explore the potential of bioactive nanoparticles to achieve decontamination of the root dentin and promote favorable tissue healing that can be applied in both conventional and regenerative endodontic procedures. "The role of root canal disinfection in endodontic treatment need not be emphasized more," said Dr. Shrestha. "Recent increase in scientific research in the area of regenerative endodontics also warrants an effective and viable alternative to the conventional disinfection protocols. Residual lipopolysaccharides influence healing after conventional endodontic therapy and can also interfere with new tissue formation in regenerative endodontics."

Dr. Shrestha's project, entitled "Effect of Photosensitizer Functionalized Bioactive Nanoparticles in Lipopolysaccharide Contaminated Root Dentin *In Vivo*," was the highest-scoring resident research grant proposal in the spring of 2016. Dr. Shrestha explains "Disinfection is a critical part to achieve favorable tissue response in cases of infected immature teeth."

The findings from this study can introduce a novel and effective nanoparticles based treatment to achieve effective and rapid disinfection of infected root canals towards predictable healing and improve treatment outcome." The proposed in vivo model utilizes the basic concept of revascularization wherein blood clot is introduced within root canal lumen to allow new tissue formation and interaction with contaminated dentin. This proposed model will shed information on the effect of these bioactive nanoparticles to decontaminate dentin and evaluate tissue response of the new tissue growth inside root canal lumen," explains Dr. Shrestha.

Apart from her interest in research, Dr. Shrestha enjoys traveling and working out. "Playing squash is a fantastic stress reliever," she shares.

PROJECT

Effect of Photosensitizer-Functionalized Bioactive Nanoparticles in Lipopolysaccharide-Contaminated Root Dentin *In Vivo*



RESIDENT

**Abdulmajeed M.
Al Shujaa, B.D.S.**

University of Texas Health Science
Center at San Antonio

Dr. Abdulmajeed Al Shujaa submitted the highest scoring resident research grant proposal in the fall of 2016.

With an interest in pain physiology, Dr. Al Shujaa seeks to broaden his understanding of the pathophysiology of apical periodontitis and its pain mechanisms so that he will be able to better serve his patients. "Pain is the primary reason why patients seek an oral health provider and although it is the most commonly heard complaint on the dental chair, the mechanisms behind it are still not fully understood," Dr. Al Shujaa explains. "Pain physiology is a complex and intriguing phenomenon, and as a future endodontist, I want to make every attempt to treat a painful tooth in question."

"While treatment of apical periodontitis, whether symptomatic or asymptomatic, is generally endodontic treatment, the understanding of pain mechanisms in asymptomatic cases is largely unknown. The role of endogenous opioids in alleviating pain is well known; however, there is a gap in knowledge regarding their expression in periradicular lesions," explains Dr. Al Shujaa. In his study, entitled "Characterization of Pain-Modulating Substances in Periradicular Lesions from Teeth with Symptomatic and Asymptomatic Periradicular Pathology," Dr. Al Shujaa hypothesizes that "patients with asymptomatic periradicular pathosis have increased levels of one of the opioid peptides namely, β -endorphin, met-enkephalin or dynorphin A compared to patients with symptomatic periradicular pathosis. Additionally, we hypothesize that immune cells that largely contribute to the cellular make up for periradicular lesions are the likely source of opioid peptides within the lesion."

The findings of Dr. Al Shujaa's study are significant because several periradicular pathologies are asymptomatic and teeth with no symptomatology tend to go undiagnosed and untreated. Moreover, the cellular mechanisms that attenuate pain responses are critical in understanding the status of a periradicular lesion.

Dr. Al Shujaa enjoys spending his free time with family, practicing photography, calligraphy, montage and traveling.



FACULTY

**Tatiana M. Botero-Duque,
D.D.S., M.S.**

University of Michigan

Regenerative endodontics brings novel protocols to promote root development for immature necrotic teeth, and Dr. Botero-Duque is deeply interested in understanding the mechanism and the future application of these protocols. "I recognize that the future in regenerative endodontics is subject to the dental pulp stem cell research, but these protocols are the first steps," explains Dr. Botero-Duque. "This new area of endodontics drives our clinical practice path for a more biological and conservative approach, saving immature teeth in challenging young patients. In order to provide the best possible care and highest quality treatment, clinicians must be well-informed of the possible outcomes of the proposed treatment. Although randomized clinical trials provide the highest scientific evidence, currently there are no published clinical trials in regenerative endodontics. Today our clinical decisions are based on case series or case reports."

Dr. Botero-Duque's study, entitled "A Randomized Controlled Clinical Trial of Regenerative Protocols to Treat Immature Necrotic Permanent Teeth," was the highest-scoring faculty research proposal for the fall 2016 cycle. The purpose of this study is to evaluate whether the delayed induction of regenerative protocols has the same success rate in terms of periapical healing, root lengthening and root thickening as the immediate induction of regenerative protocols. "Clinical trials are complex, costly and challenging for patient's collection and patient's compliance," Dr. Botero-Duque shares. "While clinical research projects take a long time to conduct, they are meaningful for the future of our profession and the benefit of our patients. My goal is to continue clinical research to achieve answers for a better clinical practice."

Dr. Botero-Duque is a full time Associate Professor in the School of Dentistry, Department of Cariology, Restorative Sciences and Endodontics at the University of Michigan. She was born and raised in Colombia, where she completed dental school and her program in endodontics. "I spend my free time with my husband Felipe and my sons Samuel (16) and Emilio (13)," she shares. "I enjoy outdoor sports, dancing, oil painting, cooking and gardening."

PROJECT ✂

Characterization of Pain-Modulating Substances in Periradicular Lesions from Teeth with Symptomatic and Asymptomatic Periradicular Pathology

PROJECT ✂

A Randomized Controlled Clinical Trial of Regenerative Protocols to Treat Immature Necrotic Permanent Teeth



SAINT LOUIS UNIVERSITY™

— EST. 1818 —

Thanks to \$50,000 in funding, from the Foundation for Endodontics and Dentsply Sirona Innovation/Start-Up in Research Grant, Saint Louis University CADE Graduate Endodontics program will create the Saint Louis University Dental Radiographic Perception Laboratory. According to their application, the intent is to apply the concepts and research designs of experimental psychology and medical radiography to dental and endodontic domains. Eye-tracking will be the initial focus of this research to learn where and for how long dentists are looking at radiographic images. The ideas of using eye-tracking and other biometric sensors to examine the “art and science” of endodontic radiographic interpretation are part of a broad innovative vision for SLU Endodontics.

Dentsply Sirona (then DENTSPLY Tulsa Dental Specialties) came to the Foundation with interest in creating a funding opportunity for endodontic departments looking to develop their research or help start a research initiative at their institution. For four years (through 2017), Dentsply Sirona committed to highlight and promote excellence and support start-up research efforts for new and established research programs looking for new direction. A special committee made up of representation from both the Foundation and Dentsply Sirona reviews requests each year. Depending on the applications at hand, the \$50,000 can be allocated to one institution or equally between two; the committee reserves the right to decide on the number of grants funded based on the quality and number of applications.

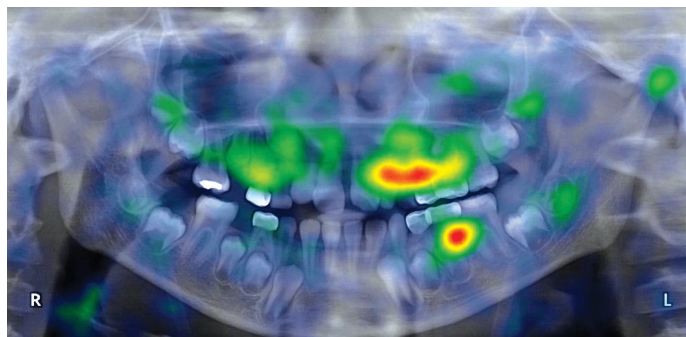

At the Foundation’s Interim Board of Trustee’s meeting, the proposal from SLU was approved for funding. SLU Program Director Dr. Karl Woodmansey is thrilled about the funding received by the program.

While there are many eye-tracking studies in medical radiography, there are only a two publications in the dental radiographic literature. As part of this research, SLU already has an article currently in press in the Journal of Endodontics, entitled, “Coronal and Intraradicular Conditions Affect the Perception of Findings in the Periapical Region”.

Although they will begin with 2-D interpretation, the department expects to quickly expand into 3-D CBCT image interpretation and manipulation studies. Overall, the department hopes to create a laboratory which will do the following:

- Evaluate parameters affecting the perception and interpretation of dental radiographs, including biases and other factors affecting misperception and misinterpretation of radiographs.
- Compare different image evaluation visual search strategies to identify those which result in more accurate image perceptions and interpretations.
- Evaluate the effects of career experience and training on radiographic perceptual abilities and visual search techniques.
- Compare the radiographic perceptual abilities of endodontists, general dentists and other dental specialists.

The Foundation and Dentsply Sirona are enthusiastic about what Saint Louis University proposes and are looking forward to future findings.



Eye-tracking used with 2-D radiographic images provides information on areas of visual fixation, and scan paths (or saccades) between fixations. More interestingly, it can identify areas of the image that remain unseen. “Heat-map” images are created showing the collated and averaged areas visualized and the “gaze times” overlaid on the radiographic image. The data from these colorized overlays can be statistically analyzed.



During each campaign, a special group of Foundation volunteers, dubbed Student Ambassadors, dedicate their time and talents to effectively spreading the message of the Foundation to post-graduate students. They reach out to program directors and chairs to set up visits to residency programs to provide education about what the Foundation can offer for them. Student Ambassadors are provided resources to educate residents, but each Ambassador is challenged with putting their unique own spin on the presentation. During the 2016-2017 campaign, Dr. Margot T. Kusienski went above and beyond to create a strong Foundation for Endodontics culture for current residents. Road Warrior Kusienski has taken weeks of time away from her solo private practice in Lititz, Pa. to visit with those training to become the future of the specialty. As the chair for the 2016-2017 Special Committee on Fundraising, Dr. Kusienski knows the importance of on boarding each and every endodontist to support the specialty. During her time on the road, she was encouraged by the number of residents with promising futures and strong interest in supporting the Foundation. Learn more about her purpose, message and what she discovered during her tour:

- Q:** Why were you personally motivated to visit so many residency programs to education post-grads about the Foundation?
- A:** When I began as a trustee I was uncertain how or if I could contribute to the Foundation in a meaningful way. I had the honor of accompanying Dr. Rossman on a school visit and realized that connecting with the schools and residents may be my niche.
- Q:** What did you learn during your time on the road?
- A:** It is critical that we as a Foundation connect with every school, faculty member and resident so that the Foundation remains relevant in the future.
- Q:** Do you feel that the Foundation was well-received by the residents you visited?
- A:** Residents have been very supportive. They are always asking great questions.
- Q:** If you could share one thing with all endodontic residents about the Foundation, what would it be?
- A:** Pay it forward. You have been blessed with a wonderful education, supportive mentors and a career that will afford you a great lifestyle. Continue to support your specialty with your time, money and talents.
- Q:** In your mind, what is the greatest thing residents can do during their training?
- A:** Be engaged with your specialty, with your patients, with your community, with your family and with your friends.



Dr. Kusienski's Travel by the Numbers

- Number of programs visited: **19**
- Number of residents visited: **156**
- Number of hotel nights: **14**
- Dollars raised for the Foundation: Just over **\$166,000**

As Always, THANKS TO YOU!

The Foundation for Endodontics would like to thank the individuals who are making the 2016-2017 fundraising campaign a major success. Beginning with an ambitious goal of \$1.45 million, the Foundation gained momentum during the summer of 2016. Though there have been a number of significant contributions along the way, there is still more work to be done! Leading up to AAE17 in New Orleans, there is still time to make a difference. There are various ways to contribute to the Foundation, and if you have questions about a contribution that fits your specific needs, staff is always available to discuss. It is the hope of the Foundation that all endodontists will join the cause to support the specialty in whatever capacity they can.

Please note that this list includes donors that made a contribution between July 1, 2016 - March 1, 2017.

Abdulaziz Z. Abdulwahed	Tina Chou	Adnan A. Kazim	Gayle Obermayr	Lisa Y. Siu
Shira Ackerman	Daniel D. Crossen	Charles R. Kendall	Mark A. Odom	Sara E. Soumeeh
Jeremy J. Aczon	Carolina Cucco	Navid Khalighinejad	Sandra M. Ogando	Clara M. Spatafore
Navid Akbarzadeh	Luke K. Dalzell	Noor F. Khouqeer	Jose Estevam Ozorio	Kevin B. Stewart
M. Reza Akhavan-Sharif	Sundeep Dhawan	Katie R. Kickert	Ryan J. Pasiewicz	Jenny Y. Sun
Fouad Al-Malki	Tevyah J. Dines	Carolyn Ann Kilbride	Nikeeta M. Patankar	Joyce Sun
Ahmed A. Alelyani	Jerad C. Divine	Sean S. Kim	Dave A. Patel	Kelli J. Swenson
Mona Alenezi	Katherine A. Divine	Catherine H. Kim	Jaymin J. Patel	Koyo Takimoto
Bryan C. Allgeier	Kim T. Do	Hayoung Kim	Niyati Patel	Ryan R. Teahen
Sam Almassi	Charles E. Earnhardt	Hae Jung Ko	Karishma R. Patil	Fabrizio B. Teixeira
Arwa Alnoury	Melania A. Elsner	Nassim Kohly	Leleigh A. Payne	Lauren Tink
Riyadh Musaad Alroomy	Kathryn E. Epkey	Rena L. Kreitman	Daniella S. Peinado	Emily T. Townsend
Anthony Altomare	Yuehong Fan	Mark P. Kuglitsch	Brandon J. Penaz	Michael A. Tran
Krista H. Andersen	Ehsan Farrokhmanesh	Andrew D. Lee	Christina Penn	Christine D. Tran
Elisa Kristin Arnarsdottir	C. Leonard Fath	John Lee	Alejandro E. Pereda	Mary J. Um
Saleh A. Ashkanani	Irene Fernandes	Sodam Lee	Nicholas Pettit	Dmitry Vodopyanov
Craig A. Atchison	Soohyung Kim Flakes	Nicholas E. Leon-Guerrero	Mark T. Phillips	Jeannie J. Wang
Marina F. Awad	Steven G. Forte	Jane Lieberman	Mahua Bose Pillai	Eric M. Weinberg
Alaa A. Babeer	Andrew C. Fossum	Ella T. Lim	Valeria Pizzini	Carl R. Wright
Daisy N. Bachala	William F. Freccia	John M. Lindell	Martha E. Proctor	Stephanie Wu
Kendall L. Baginski	Deepika Ganesh	Kimberly Susan Long	Terryl A. Propper	Hassan M. Yehia
Stanford C. Ballard	Laura T. Garden	Yolanda A. Madison	Hooman Rabiee	Wing-Yee Yeung
Shahriyar Banihashemi	Martina W.N. Gerges	Sandra Madison	Alexander J. Raiken	Sukbum Yoo
Yaakov R. Barak	Christin Michelle Giacomino	Matthew N. Magar	Al Reader	Ya-Hsin Yu
Mauricio L. Basso	Zachary Goettsche	Anshul A. Mainkar	Nikhil R. Reddy	Shatha S. Zahran
Adam L. Becker	Robert S. Goldberger	Ronak Makadia	Tina Ren	Ronald Ordinola Zapata
Emily Berg	Shepherd Goldstein	Saurabh Mannan	Cameron B. Ritter	Zuwu Zhou
Magdy Beshay	Michelle Cristina Jordan Gonzalez	Andrew J. Martens	Samantha Harris Roach	
Russell Bienias	Daniel B. Green	Lauren E. Marzouca	Miguel A. Roque	
Ross T. Biggerstaff	Megan E. Green	Salome K. Masrani	Louis E. Rossman	
David C. Bird	John H. Greiner	Allen D. McCall	William H. Rousseau	
Ana Biscontine	Brandon Griffin	Scott B. McClanahan	Richard A. Rubinstein	
Jonathan D. Blacher	Diogo Guerreiro	Alexander R. McClure	Hayrapet Sahakyants	
Young Bin Bok	Kenneth M. Hargreaves	Richardson L. McGuire	Babar Saleem	
Jason A. Bouska	David Harris	Katherine M. McKittrick	Aaron Salimnia	
Henry T. Bradford III	Jennie M. Harris	Philip L. Michaelson	Ahmed B. Salman	
Joseph J. Breig	Michael Stephen Harrison Jr.	Robert J. Michelich	Yuliya Salmeron	
Saitah Faaa Bufersen	Hanna E. Heck	Prenard R. Mickens	Salar Sanjari	
Grant C. Burgdorf	Samer Hejlawy	Marcus R. Miller	Ahmed M. Sarhan	
Alexandria L. Butler	Brian Hermanson	Rachel L. Mitrani	Sajini Sasthri-Rajaputrage	
Jacob K. Butler	Xiomara Yolanda Rivera Hernandez	Michael P. Mittelsteadt	Taner C. Sayin	
Younghyup Joe Byun	Sarah S. Hussain	Alex C. Moore	Danni Sayman	
John Camba	Carolyn F. Ibrahim	Travis R. Moore	Kathleen E. Schaetzle	
Luke A. Cantamessa	Andrew T. Inagaki	William K. Morgan Jr.	Joseph H. Schulz	
Poppy Carlig M.A.	Jon P. Irelan	James S. Morris	Richard W. Sedwick	
Bruce Y. Cha	Yehuda Isseroff	Saeed Bayat Movahed	David S. Selis	
Rebecca Chan	Michael A. James	Bobby Nadeau	Karla J. Sermeno De Castillo	
William Cheng	Homan H. Javaheri	Parth Nanavati	Robert L. Sherman	
Chung Yoon Choi	Sangeetha Jayaraman	Kyle T. Nelson	Jenelle M. Silvers	
Kelvin Chou	Seth L. Kabakoff	Francisco J. Nieves	Manuel Sir	

CORPORATE PLEDGES

American Dental Partners Inc.
Aspen Dental
Brasseler USA
Global Surgical
Pacific Dental Services Inc.
Seiler Instrument Precision Microscope

If you have questions about a contribution to the Foundation, please do not hesitate to reach out to Foundation staff for more information.



211 E. Chicago Ave, Suite 1100
Chicago, IL 60611-2691
P: 800-872-3636 or 312-266-7255
F: 866-451-9020 or 312-266-9867
www.aae.org/foundation