



foundation
for endodontics
FOCUS

VOLUME XXII Spring 2018

What's INSIDE

4

Strategically Positioning
the Foundation for Success



2018
2019
2020
2021
2022

6

Growing Opportunities to
Raise the Standard of Care



10

Endodontic Educator
Fellowship Award:
Where are They Now?



MAKING *the* LEAP from GOOD to EXCEPTIONAL



Dear Colleague:

In 2015, the Foundation celebrated its 50th anniversary, and in 2016, it embarked on an exciting chapter of strategic goal setting.

Now that the sun has set on 2017, it can be remembered as a year of embracing new initiatives and engaging a new generation of endodontists, all while continually supporting the fundamentals of the specialty.

With its strategic plan well underway, the Foundation is working tirelessly toward achieving its vision statement: to support saving natural teeth for all through the efforts of endodontic specialists. In addition to supporting endodontic education and research with funding and resources, the Foundation now has a goal of improving patient care and bringing the specialty greater recognition and visibility.

By piloting innovative programs and playing in the proverbial sandbox, the Foundation has created several successful programs and initiatives to engage the ever-evolving endodontic community, and a growing audience beyond the specialty. During 2017, the Foundation's international outreach program took shape and gained the support of a valued corporate sponsorship.

A domestic outreach pilot program is currently underway, and its future program potential has the capability of igniting a spirit of philanthropy among residents in the U.S. and Canada. Foundation working groups are investigating new vehicles to continually

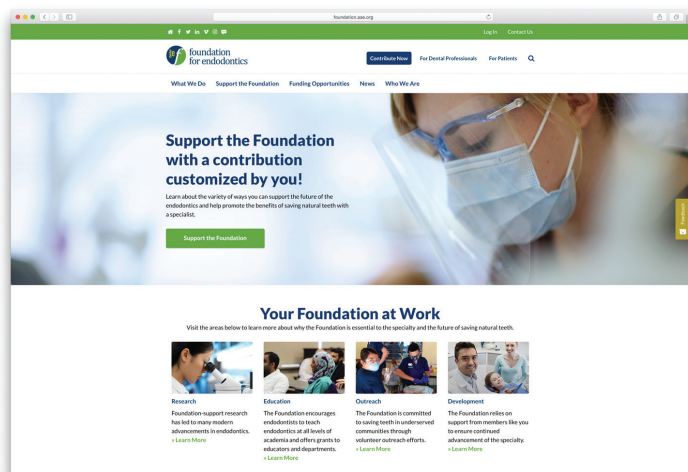
support educators and ensure endodontists are teaching the specialty.

The Foundation has a new and compelling story to tell, and our hope is that it paints a more complete picture of endodontics, speaks to wider populations of donors, provides a new generation of endodontists a system to get involved and support their profession, and delivers a compelling case to a diverse group of corporations and foundations.

The future is exciting, and the Foundation is taking steps to position itself for a long, healthy life. With longevity comes the need for continued support, and it will take every specialist to continually steer this ship. Please consider making your first pledge or increasing a current commitment to help us reach our ambitious goals. There is no one-size-fits-all contribution, so if you would like to discuss a contribution or commitment that fits your personal needs, I encourage you to contact me directly or utilize the Foundation staff as a vehicle to make it happen.



The Foundation Board of Trustees meets twice annually, spring and fall, to move the Foundation's mission forward and represent the specialty's best interest.



In December 2017, the Foundation launched a new website. The new user-friendly interface allows for quick access to grant applications, funding information and allows current and prospective donors to make new pledges and pay previous commitments online.



During AAE17, Dr. Morgan had the opportunity to sit down with Mr. John Ferone, Henry Schein Inc. for a recorded #ScheinChats, to detail the new Foundation/Henry Schein Cares Foundation Outreach Program partnership. Learn more about the program and support provided on pages 6 and 7.



In 2017, the Foundation continued its efforts to market its various focus areas (research, education, outreach and development) by working with a professional videographer to tell its story in a digital format. The Foundation's library of videos can be found on various pages of its website and throughout its social media channels.



The Resident Expert Advisory Council, or REACH, originally established in early 2015, welcomed seven new members in 2017 - 2018. The group met for the first time at AAE17 to get to know one another and help the Foundation learn to better serve and engage a new generation of endodontists.

In its 52-year lifetime, the foundation has gone by the following names:

- AAE Endowment & Memorial Foundation
- AAE Research & Education Foundation
- AAE Foundation

And now...

 **foundation for endodontics**

Together, we can help move the needle to ensure natural teeth for all are an option, through the efforts of endodontic specialists.

Show your commitment today!

Sincerely,

Peter A. Morgan, D.M.D., M.Sc.
Foundation President



The 2016 Edge Endo Endodontic Educator Fellowship recipient Dr. Carla Y. Falcon had the opportunity to meet Dr. Chuck Goodis, founder and owner of Edge Endo at AAE17. In person she thanked him for his corporation's support of the award that has shaped her career as an educator.

Strategically Positioning the Foundation for Success

The end of 2017 marked the first full year of work on the Foundation's strategic plan. Progress was made to help situate the Foundation to achieve its goals, in four focus areas: research, education, outreach and development.

Below are the actual 2017 outcomes and anticipated 2018 outcomes from a sampling of the goals.

Focus Area	Goals	Actual 2017 Outcomes	Anticipated 2018 Outcomes
Research 	#1 (of 6 Research Goals) Promote impactful research that results in publications in prestigious journals to include <i>JOE</i> , <i>JDR</i> , <i>Archives of Oral Biology</i> , <i>European Journal of Oral Sciences</i> and mainstream scientific journals such as <i>Nature</i> and <i>Science</i> .	<ul style="list-style-type: none"> ✓ Created process efficiencies for tracking funded research publications. ✓ Solidified volunteer resources needed to track funded research. 	<ul style="list-style-type: none"> • Work with AAE's Research and Scientific Affairs Committee to discuss and revise research priorities. • Gather input on tactics to promote impactful/publishable research. • Formalize and implement process for volunteer publication tracking and analysis.
Education 	#1 (of 3 Education Goals) Continuation of successful educational grant programming.	<ul style="list-style-type: none"> ✓ Finalized extensive review of every funding opportunity provided by the Foundation, to determine: desired impact, relevance, flexibility, appropriate budget, additional metrics and/or procedures needed. ✓ Formalized recommendations for funding opportunity improvements, continuations and eliminations to the Board. ✓ Launched dynamic communications plan detailing changes to appropriate audiences. ✓ Budgeted appropriately for 2018 grant funding. 	<ul style="list-style-type: none"> • Implement 2017-approved changes. • Continue dynamic communications around revised funding opportunities. • Begin collection of additional metrics/statistics on various funding opportunities. • Analyze impact of revised funding opportunities.
Outreach 	#2 (of 2 Outreach Goals) Develop plan for outreach including criteria for selecting partners and trip locations.	<ul style="list-style-type: none"> ✓ Formalized, named (Foundation for Endodontics/Henry Schein Cares Foundation Outreach Program) and launched international outreach program efforts. ✓ Secured \$100,000 of support from the Henry Schein Cares Foundation. Each year, for five years, HS Cares will provide \$12,000 in cash and \$8,000 of in-kind equipment. ✓ Established and finalized 2018 program dates and plans. ✓ Budgeted appropriately for 2018 programming. 	<ul style="list-style-type: none"> • Evaluate success and impact of international programming in 2017 (number of root canals, number of volunteers, value of experience, location, etc.). • Refine volunteer application process and management. • Revise, contribute to and brand volunteer handbook, appropriately. • Launch pilot domestic program. • Analyze success of domestic pilot, draft domestic outreach program guidelines and application process. Determine best time to launch public program.
Development 	#1 (of 5 Development Goals) Implement a capital campaign to grow the investment fund.	<ul style="list-style-type: none"> ✓ Contracted and worked closely with consultant to run five-phase feasibility study. ✓ Evaluated results of feasibility study. ✓ Began detailed committee investigation of appropriate resource allocation, tactics and recommendation to the Board of Trustees. 	<ul style="list-style-type: none"> • Continue detailed investigation with committee and consultant. • Committee to form recommendation to the Board on forward campaign movement. • Begin implementation of recommended campaign investments.
	#2 (of 5 Development Goals) Attract up to three first-time corporate pledges by AAE17.	<ul style="list-style-type: none"> ✓ Utilize January – April of the Foundation's 2016 – 2017 annual campaign to finalize three new corporate pledges of at least \$25,000. 	GOAL ACHIEVED!



The Foundation's generous donors have been compelled to contribute for a variety of reasons, both personal and professional. With initiatives focused on research, education, public awareness and access to care, the Foundation funds programs and activities that are relevant throughout all stages of an endodontist's career. Learn about what motivated these donors to make their first contribution and why they've continued to support the specialty throughout their careers.




Patrick E. Taylor, D.D.S.

First pledge: **1996** (\$2,000)
Current Pledge Level: **EMERALD**

“ I first made a pledge back in 1996, hoping that I could help support our specialty. The intent was to establish an endowment of three million dollars to fund research. In the early part of the 21st century the scope expanded to support endodontic educators through educator fellowships. Recently the scope has broadened again to support access to care issues. The impact on public awareness of Endodontics and Endodontists is considerable.

I am most proud of my contribution to this grand enterprise that has been so good for Endodontics. The need for the Foundation continues.”



Juheon Seung, D.D.S., M.S.

First pledge: **2015** (\$2,000)
Current Pledge Level: **PATRON**

“ As a resident, I decided to pledge because I saw that a large part of my resident life was supported by the Foundation. Faculty members supported by the foundation educated me, my research was funded by the Foundation and one of my most remarkable memories of residency was participating in the Foundation's international outreach program in Jamaica.

Now in private practice, I believe it's important to contribute, not only to give the next generation of residents the same experiences I was fortunate to have, but my support helps the Foundation promote saving teeth by increasing the visibility of Endodontics and endodontists.

The Foundation's mission of educating patients and other dentists about Endodontics ultimately helps my practice thrive.”



Alan H. Gluskin, D.D.S.

First pledge: **1995** (\$5,000)
Current Pledge Level: **DIAMOND**

“ I made my first contribution to the Foundation in the 1990's. I view this commitment as supporting a specialty that gave me significant purpose in my life; a career of distinction for the son of an immigrant family and personal self-worth.

If we believe that saving the natural dentition is an important oral health initiative, that leaves us endodontists as one of the only significant resources for education, research and funding of the projects and initiatives we feel are worthy, and to which we are passionately committed.

Endodontics has given us all many things in our lives and our commitment to give back should always be something we reflect on and continue.”



Nava Fathi, D.D.S.

First pledge: **1998** (\$2,000)
Current Pledge Level: **FOUNDER**

“ I initially gave to the foundation as a recent graduate because someone asked me to give. There is great power in a peer asking another peer to contribute towards a cause that they both believe in.

I have continued my support of the Foundation throughout the years as I truly believe that by giving back, I can make a difference.

It is a privilege and an honor to be an endodontist. By giving back to our profession, I hope to enhance the lives of students by supporting our educators as they move our profession forward.”



In 1995, only about 5% of AAE members had contributed to the Foundation.
Today, over 65% have contributed to the Foundation.

Growing Opportunities to Raise the Standard of Care

How it Began

During the Foundation's exploration stage of its new mission, vision and values in 2015, the board formed the Resident Expert Advisory Council known as REACH. The council consists of 10 endodontic residents who serve as advisors to the Foundation. It was through discussions with REACH members that the seed for the first iteration of the Outreach program was planted. The residents expressed the desire and need for meaningful opportunities to provide care, gain unique experience and share the impact of endodontic treatment.

In late 2016, the Foundation officially expanded its mission to include access to care and public awareness. This addition to the mission allowed the organization to broaden its reach and begin the development of a permanent outreach program.

“ I feel so proud to be a part of a Foundation that supports outreach programs like this because people here in Jamaica need so much help. Many of these patients are in so much pain because they have rotten teeth and nowhere to go for treatment. ”

*Feedback from Dr. Juheon Seung,
Past Foundation Volunteer.*

MARCH 2017 Outreach Team

3 Foundation Volunteers
381 Total Patients Served
43 Root Canals Performed



How It Has Developed

March 2016 marked the launch of the Foundation's developing international outreach program in partnership with the Helping Hand Clinic in Treasure Beach, Jamaica. The dental clinic was established by the Christian Dental Society, which welcomed Foundation volunteers with open arms and has provided a great deal of support and inclusiveness. With a small kit of donated equipment and no microscope, the first group of Foundation volunteers set out to serve those in need. This was the first time in the clinic's 20-year history that an endodontic team provided care. The volunteers shared their rewarding experiences of providing patient care to the population in Treasure Beach and expressed the benefit and importance of their opportunity to provide endodontic exposure to a large group of dental students.

The success of the new outreach initiative convinced the board that outreach should be a Foundation priority. It became clear that partnering with another organization to build out a full kit of endodontic supplies and equipment was the next step in growing the international outreach program to its full potential. In 2017 Henry Schein Cares Foundation agreed to donate \$100,000 of support to the program. Each year for five years, they will provide \$12,000 in monetary support and \$8,000 in donated equipment. The team in Jamaica for the July 9–15, 2017 trip was the first to utilize the in-kind equipment donation.

2017 marked the first full year of trips for the Foundation for Endodontics/Henry Schein Cares Foundation Outreach Program. Since the program's inception, six mentors and 12 residents from 11 different post-graduate programs have performed 220 root canal treatments. The list of volunteers continues to grow with more opportunities in the future!

Along with the Henry Schein Cares Foundation partnership, the Foundation for Endodontics received a generous donation of a loaned microscope from Seiler Instruments and Mfg., Co. for each outreach trip to Jamaica since October 2016. The loan of the microscope has allowed each team of volunteers to increase their standard of care exponentially.

How It Will Grow

The Foundation's international outreach program in Jamaica has garnered an impressive amount of interest over the past year. It has always been a goal of the new outreach initiative to involve as many interested parties as possible and to reach new audiences. The Foundation is excited to share the upcoming development and introduction of a domestic outreach program (Outreach USA).

To see photos and stories from past Outreach trips and to stay up to date on current and future trips, **make sure to visit the Foundation's social media pages!**

 facebook.com/foundationforendodontists

 [@Fnd4Endo](https://twitter.com/Fnd4Endo)

 [@foundationforendodontics](https://www.instagram.com/foundationforendodontics)



JULY 2017 Team 1

3 Foundation Volunteers
420 Total Patients Served
24 Root Canals Performed

JULY 2017 Team 2

3 Foundation Volunteers
481 Total Patients Served
30 Root Canals Performed



Drafting Domestic Plans

In 2017, the Foundation began working with Albert Einstein Medical Center Chairman Dr. Fred Barnett on a domestic access to care pilot program in Philadelphia, to provide endodontic treatment to an underserved population while tapping the spirit of philanthropy among endodontic residents. Once the pilot project launches, the Foundation hopes to roll out a funding opportunity in which other post-graduate endodontic programs can propose project plans for funding, to support domestic access to care programs within their own community.

In the coming months, watch for more details about the program kickoff in Philadelphia. Einstein residents will be providing endodontic services to patients experiencing homelessness who are receiving resources at Project Home — a nonprofit organization which strives to create a safe and respectful environment and community to empower adults, children and families to break the cycle of homelessness and poverty.

The Foundation's recent experience has shown that young endodontists and residents are very enthusiastic about access to care volunteer opportunities. The Foundation's hope is to involve as many young endodontists as possible in providing the highest standard of care to a broader patient pool and providing access to specialty care within our own borders.

OCTOBER 2017 Outreach Team

3 Foundation Volunteers
477 Total Patients Served
43 Root Canals Performed

SPECIAL THANKS to the **Henry Schein Cares Foundation** and **Seiler Instrument and Manufacturing Co., Inc.** for contributing resources to enable our team to provide quality care!



**THEN
& NOW**

Prior to 2016, the Foundation's provided resources and funding for endodontic research and education, exclusively. Since then, the mission has expanded to encompass access to care and public awareness of the specialty.





foundation for endodontics

The Foundation for Endodontics proudly acknowledges the following companies for their generous contributions to support endodontic research and education.



\$2,700,000



\$75,000

ASI Medical, Inc.
Carl Zeiss Meditec, Inc.

\$700,000



\$70,000

Elsevier, Inc.

\$400,000



\$55,000

ColteneEndo

\$300,000



\$50,000

Acadental
Aseptico, Inc.
Aspen Dental
Ultradent Products, Inc.

\$175,000



\$145,000



\$40,000

Charles B. Schwed Co., Inc.

\$140,000



\$30,000

Cornerstone Dental Specialties

\$100,000



\$25,000

American Dental Partners
Avalon Biomed
Maruchi
Meta Biomed, Inc.
Patterson Dental Supply
Pacific Dental Services
Phase II Associates
Seiler Instrument and Manufacturing Co., Inc.
SS White Dental
TDO
XDR Radiology

\$85,000



\$5,000

Septodont




The Freedland Society: A Legacy of Giving



There really is no one-size fits all contribution for donors, which is why the Foundation works with its donors and prospects to make sure their gifts fit their unique needs. In late 2015, the Foundation established the Jacob B. Freedland Society for bequests to aid its donors in leaving a lasting legacy. A charitable bequest is a simple way to make a financial commitment to the Foundation that will make an impact after your lifetime. To make a charitable bequest, a donor needs a current will or revocable living trust. A bequest can be made as a percentage of your estate, or you can make a specific bequest by giving a certain amount of cash or securities. After your lifetime, the Foundation receives your gift.

THEN...

The Freedland Society was named as a nod to Dr. Jacob B. Freedland, one of the nation's first endodontists and a leader in organized dentistry at the local, state and international levels throughout his lifetime. Not only was Dr. Freedland a past-president of the AAE, but he was one of the first chairmen of the Foundation's Board of Trustees. He understood the Foundation's mission, at its very core: that strong research and educational initiatives and talented educators were key to a bright future for endodontics.



“It has long been my opinion that we have been short-sighted in our approach to the future of the specialty. There has been no attention to encouraging academic and research personnel. The future of all health care personnel is in for some predictable changes. There is no crystal ball to provide the direction. **Not being prepared can be an irreversible mistake.**”

Dr. Jacob Freedland

...AND NOW

Dr. Freedland was a forward-thinker with the specialty's best interest in mind. The Foundation created the Freedland Society as a way for modern-day endodontists to invest in the future of the specialty by leaving a lasting legacy of philanthropy in the years after their lifetime. The Society recognizes donors who structure their will to include a gift to Foundation of \$25,000 or more. Just a simple codicil to a donor's existing will is all it takes. Bequests can be written into a will with a short paragraph, but can also be revocable in that a subsequent will or codicil can cancel a bequest. This is attractive to some donors, as estate planning can pose challenges.

According to Giving USA: The Annual Report on Philanthropy, in 2016, \$30.36 billion of the total \$390.05 billion contributed to charities in the U.S. was categorized as giving by bequests. Bequests as a source of giving remains the third largest source of contributions following giving by individuals (outright cash contributions) and giving by foundations. It exceeds giving by corporations by nearly \$12 billion.



Freedland Society Donors, Dr. Mike Scianamblo and Mr. Shawn Johnson each gave \$25,000 bequests to the Foundation in 2016 and in 2017. Society members include many committed endodontists and representatives from corporate partners.


During the 2017–2018 fundraising campaign, the Foundation has a goal of enrolling several new endodontists to the Freedland Society. Consider the life that a career in endodontics has provided you and the lasting legacy you plan to leave for the future of the specialty. Interested in learning more about the Freedland Society? Contact staff, toll-free at 800-872-3636 or at foundation@aae.org.

Endodontic Educator Fellowship Award: Where are They Now?

The Endodontic Educator Fellowship Award recognizes the critical role that educators play in strengthening the specialty. The award provides funding to individuals who agree to commit a minimum of five years to a full-time academic career in endodontics at a dental school that is accredited by or has a reciprocal agreement with the Commission on Dental Accreditation of the American Dental Association.

Seventeen classes of Fellows have been awarded since the opportunity was created, with the newest awardee being Edge Endo Endodontic Educator Fellow Dr. Varvara Chrepa from University of Washington.

We are thrilled to revisit some past fellows for an update on their career path and how receiving the fellowship award has played a role over the years.



CLASS OF 2012

**Tory L. Silvestrin,
D.D.S.**

Loma Linda University

When in your career did you apply for the fellowship?

When I applied for the fellowship, I was a 4th year dental student at the University of Washington School of Dentistry, having just been accepted into the Endodontics program at Loma Linda University. At that time, the fellowship was awarded to incoming graduate students aspiring to become full-time educators rather than the current guidelines providing awards to those who are already full-time educators.

Where are you now?

I'm an Associate Professor and Chairman as well as the Graduate Program Director of Endodontics at Loma Linda University. My wife and I are thrilled to make this wonderful region our home.

How did receiving the Fellowship award play a role in the career path you took?

The path from being a predoctoral student to now serving as Chairman and Graduate Program Director was bridged and made possible by the generosity of the Foundation Educator Fellowship Award. The Foundation for Endodontics also helped foster my ability to pursue a Masters of Science in Health Professions Education, ensuring that I could step to the podium with all tools in my tool-belt to be an effective educator. Without the award, I would have taken on significant additional financial burdens in my path to become an educator. Being selected for the award helped concrete the conduit by which I could pursue my desire to be a dental educator.

2017 EDGEENDO Endodontic Educator Fellow



CLASS OF 2017

**Varvara Chrepa,
D.D.S., M.S.**

University of Washington

Foundation corporate donor Edge Endo increased its pledge to the Foundation during the 2016 - 2017 campaign to support the 2017 fellowship award.

"Academic dentistry is undeniably stimulating; the opportunity to interact with students, help them learn and instill within them the passion for endodontics is truly singular," said Dr. Chrepa. "These interactions fuel me and make me look forward to going to work every day. My current position allows me to interact with students at the predoctoral and graduate level as well as providing me with protected time to conduct clinical and translational research; it's great."



CLASS OF 2005

**Natasha M. Flake,
D.D.S., Ph.D., M.S.D.**

University of Washington

When in your career did you apply for the fellowship?

When I applied for the Educator Fellowship, I was in my final year of dental and graduate schools, preparing to graduate from the University of Maryland with my DDS and PhD degrees. I had accepted a position in the Advanced Education Program in Endodontics at the University of Washington, to start one month after graduation, in June 2005. I remember working with my graduate program director, Dr. James Johnson, to prepare the fellowship application. He lived in Seattle, but met me at the dental school in Baltimore over the winter break to complete the application (I later learned this foreshadowed his commitment to his residents). I defended my dissertation on April 20, graduated on May 20, and started my residency on June 20. It was an exciting couple of months!

Where are you now?

Fast forward 13 years.....I am now an Associate Professor with tenure at the University of Washington School of Dentistry, where I am Acting Chair and the Director of Predoctoral Endodontics in the Department of Endodontics, my Graduate Program Director is now my Dean, and 3 endodontists on the selection committee who interviewed me have completed terms as AAE President. I am the Director of the Endodontic Clerkship and Chair of the Clerkship Directors Committee at the School of Dentistry, where I hold the Robert J. Oswald and David L. Pitts Endowed Professorship in Endodontics. I earned a BS in Biological Sciences from the University of Missouri, a DDS and PhD in neuroscience from the University of Maryland, and an MSD and Certificate in Endodontics from the University of Washington. I have been honored locally and nationally for teaching, having received the ADEA/ADEA Council of Students, Residents, and Fellows/Colgate-Palmolive Co. Junior Faculty Award, the Bruce R. Rothwell Distinguished Teaching Award from the University of Washington School of Dentistry, and the Edward M. Osetek Educator Award from the AAE. I am a 2017-2018 fellow in the ADEA Leadership Institute, and currently serve on the Board of Directors of the AAE. I am a Diplomate of the American Board of Endodontics, and practice endodontics one day per week in private practice in Seattle, Washington.

How did receiving the Fellowship award play a role in the career path you took?

The Educator Fellowship allowed me to minimize the amount of educational loans I needed to incur to pursue my endodontic training, making a career in academics more feasible. I am proud to be an Educator Fellow, and appreciate the confidence the Foundation had in me during the very early stages of my career. Because of this, I am honored to give back to our organization and our profession.



CLASS OF 2002

**Mo K. Kang,
D.D.S., Ph.D.**

University of California at Los Angeles

When in your career did you apply for the fellowship?

I became the fellow in 2002, I believe it was the second class. I was in my second year of residency in the program at UCLA. Sixteen years have passed. I finished my residency in 2003 and was appointed as assistant professor in the Section of Endodontics at UCLA. I was promoted to associate professor with tenure at UCLA in 2007 and became chair of the Section of Endodontics in 2008, as well as Jack and Geraldine Weichman Endowed Professor at UCLA. I was then promoted to professor in 2012.

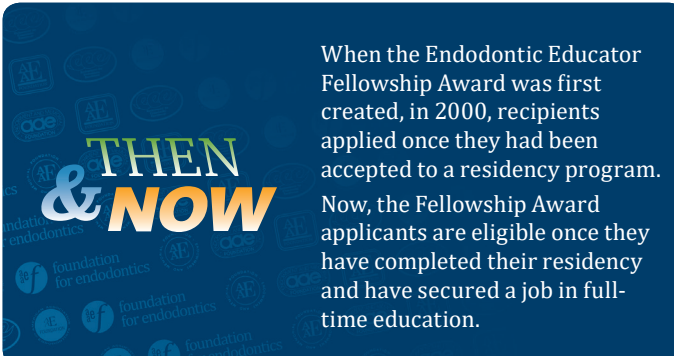
Where are you now?

In 2014, I became Chair of the Division of Constitutive and Regenerative Sciences, which is an overarching unit inclusive of the Sections of Endodontics, Periodontics, and Restorative Dentistry at UCLA. It is the largest Division of the School and deals with the three major pillars of dentistry.

Over the past 16 years I have authored more than 100 original research articles, book chapters, and review papers; with research focus on three areas - oral cancer, oral inflammation, and pulp regeneration. I have served as the associate editor of the Journal of Endodontics since 2014, and I am currently serving as a Trustee for the Foundation for Endodontics, 2015 through 2019.

How did receiving the Fellowship award play a role in the career path you took?

The Endodontic Educator Fellowship award has played a core role in my academic journey so far. I feel greatly indebted to the Foundation for Endodontics for the support far above and beyond the monetary support I received as a fellow; in fact, I want to emphasize that it is a career-long (perhaps life-long) support from the Foundation that has shaped my career development as an academician.



When the Endodontic Educator Fellowship Award was first created, in 2000, recipients applied once they had been accepted to a residency program. Now, the Fellowship Award applicants are eligible once they have completed their residency and have secured a job in full-time education.

2017 Research Grant Recipients



	NAME 	INSTITUTION 	PROJECT 	AWARD 
SPRING 2017	Bo Yu ^{*,‡}	University of California at Los Angeles	The Effect of Wnt4 on Osteoimmune Modulations in Apical Periodontitis	\$29,849
	Vanessa Chrepa ^{*,‡}	University of Washington	Impact of Final Apical Size Preparation on Root Canal Treatment Success: A Clinical, Microbiological and Volumetric Evaluation	\$57,000
	Benoit Michot [‡]	New York University	Interactions of Neurons and Dental Pulp Stem Cells in Pulpitis: The Role of Calcitonin Gene-related Peptide	\$17,182
	Dalia Alzebedeh [‡]	Temple University	The Role of Topographical Cues on Dental Pulp Stem Cells Osteogenic Differentiation via Mechanotransduction	\$15,040
	Kiarash Yeganegi	Loma Linda University	Enterococcal Infective Endocarditis by Repetitive, Low-grade Bacteremia: A Preliminary Animal Study in Rats	\$9,500
Total Funding for SPRING 2017				\$129,571
FALL 2017	Michael Mittelsteadt	University of North Carolina	Efficacy of Tetracaine/Oxymetazoline Nasal Spray for Endodontic Treatment	\$2,330
	Shira Ackerman [*]	Texas A&M College of Dentistry	Accuracy of 3D Printed Endodontic Surgical Guide: A Human Cadaver Study	\$3,280
	Kendall Lynn Baginski	Texas A&M College of Dentistry	Evaluation of a Novel Intranasal Spray (3% tetracaine/0.05% oxymetazoline) for Maxillary Pulpal Anesthesia	\$5,700
	Obadah Austah [‡]	The University of Texas Health Science Center at San Antonio	Role of Sensory Innervation in Modulating the Initiation and Development of Apical Periodontitis	\$27,016
	Jenny Sun	The University of Texas Health Science Center at San Antonio	Comparative Evaluation of Coronal and Radicular Dentin Growth Factors and their Effect on Mineralization, Angiogenesis and Neurogenesis	\$15,843
	George Huang ^{*,‡}	University of Tennessee Health Science Center	Dental Pulp Stem Cells as Vascular Forming Cells for Pulp Regeneration	\$35,000
	Cameron Ritter	The University of Texas Health Science Center at San Antonio	Effect of Residual Biofilm on Release and Activity of Growth Factors from Dentin	\$17,051.21
Total Funding for FALL 2017				\$107,220.21

What to Expect in 2018

In 2018, the Foundation for Endodontics will allocate more than \$1.5 million to support endodontic research, education and access to care initiatives. Take a closer look at the breakout of funding as well as a few examples of how the Foundation is putting its donors' dollars to work. The Board of Trustees encourages all eligible parties to take advantage of the Foundation's programs during their endodontic careers.

Grants to Research

- **\$260,000** for 2018 competitive research grants
- **\$383,333** to support a multi-year study in regenerative endodontics

Grants to Educators

- **\$250,000** for Endodontic Educator Fellowship Awards
- **\$186,000** for Full-time Educator Development Grants
- **\$60,000** for 10-year Anniversary Grants
- **\$25,000** for an educator to attend the ADEA Leadership Institute
- **\$130,000** to support the annual AAE Educator Workshop, in full

Grants to Endodontic Programs

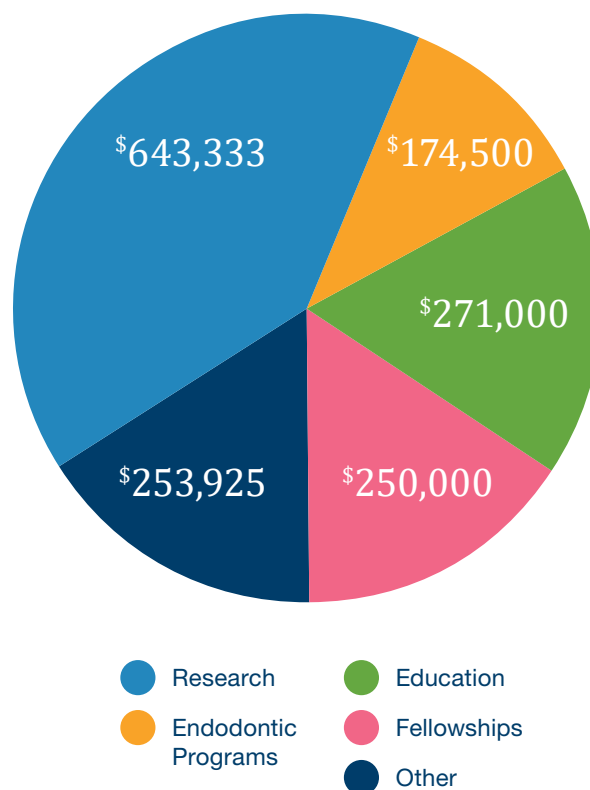
- **\$100,000** for a matching grant for an endowed faculty position
- **\$37,500** for \$500 Resident Research Grants to every new resident
- **\$37,000** available for additional \$500 Resident Research Grant Follow-up Award

Other Grants

- **\$25,000** APICES Sponsorship
- **\$26,000** to support international outreach efforts

2018 Distribution of Grants Total

\$ 1,592,758




From 1990 through 2000, the Foundation funded \$1 million in research. From 2001-2017, the Foundation awarded over \$3 million in research funds to 50 different institutions. Dental materials, pain management, microbiology, clinical research and regeneration are among the areas where advancement has occurred.

As a direct result of Foundation support the specialty has:

- acquired new uses for dental materials such as MTA;
- gained information on the value of supplemental intraosseous anesthesia and developed strategies for improving the administration of local anesthetic;
- developed a growing understanding of the diversity of endodontic microflora resulting in more effective biomechanical debridement protocols;
- improved our ability to conduct clinical trials and systematic reviews to address topics such as multiple-visit therapy, antibiotic effectiveness, success of implants and endodontics and systemic factors such as diabetes and HIV;
- increased our knowledge about how to preserve and regenerate the dental pulp.



SPRING WINNERS



FACULTY

**Bo Yu,
D.D.S., Ph.D.**

University of California
at Los Angeles

PROJECT ✖

**The Effect of Wnt4 on Osteoimmune
Modulations in Apical Periodontitis**

Nearly 20 percent of teeth treated with technically successful root canal therapy have unresolved periapical lesions. Dr. Bo Yu sees these lesions in his patients often, and he knows they are caused by the chronic inflammation at the root apex, which impedes bone healing. The prevalence of periapical lesions in his patients led him to submit his research proposal to the Foundation for Endodontics in the spring of 2017. His project is titled, The Effect of Wnt4 on Osteoimmune Modulations in Apical Periodontitis, and was a top-scoring proposal scored by the AAE's Research and Scientific Affairs Committee.

Dr. Yu's research aims to discover a therapeutic agent that would promote the healing of unresolved periapical lesions. Regarding how he led to this new research project, he said, "I happen to have been studying the molecular interaction between inflammation and bone cell differentiation, so this question piqued my interest."

Dr. Yu has many plans for using Wnt4 in his research. When asked what he plans to find in his studies, he said, "I plan to use transgenic Wnt4 mice we developed to test if Wnt4 would slow down the development of periapical lesion in a mouse apical periodontitis model. Further, I want to study how Wnt4 regulates the immune microenvironment at the apex, and I want to evaluate the clinical potential of Wnt4 on bone healing."

Dr. Yu has interest in clinical problems associated with dysregulated inflammatory responses. Many endodontic problems hinge on the control of inflammation in the pulp and at the apex. This is a confined space where intricate molecular interactions between the immune system and progenitor cells take place. As a clinician and a scientist, Dr. Yu says this is a fascinating area to focus his research.

When not researching and educating endodontic residents, Dr. Yu enjoys cooking, photography and traveling, and especially enjoys going on international dental mission trips.



RESIDENT

**Kiarash Yeganegi,
D.D.S., M.S.D.**

Loma Linda University

PROJECT ✖

**Enterococcal Infective Endocarditis
by Repetitive, Low-grade Bacteremia:
A Preliminary Animal Study in Rats**

Dr. Kiarash Yeganegi's research proposal to the Foundation in Spring of 2017 seeks to answer one question; is it possible for infective endocarditis to develop in a susceptible host when low-grade bacteremias occur repeatedly, similarly to the bacteremias that occur during daily functions like tooth brushing, mastication, and flossing.

Dr. Yeganegi says what interested him most in the project, titled Enterococcal Infective Endocarditis by Repetitive, Low-grade Bacteremia: A preliminary Animal Study in Rats, is the importance of the question at hand, and the significant impact that the answer will have in the field of dentistry, in medicine, and in general. A background in microbiology research further intrigued Dr. Yeganegi. "I was very intrigued by the ingenuity utilized to establish this model, and I am very excited to build on previous work that used the same bioluminescent bacteria."

Development of infective endocarditis (IE) secondary to bacteremias of oral origin has been a topic of interest and immense research in dentistry for over 50 years, and Dr. Yeganegi says that endodontic procedures are undoubtedly a potential source of IE-causing bacteremias. Through this research, Dr. Yeganegi says he will be asking, "What if invasive dental procedures are not the sole etiologic factor in IE cases, and what if patients are at risk of developing the disease regardless of preceding dental procedures?"


Dr. Yeganegi's interests in endodontics include microbiology, outcome assessment, endodontic surgery, and endodontic materials and instruments. He is especially excited that the study will utilize *E. faecalis* as the infecting microorganisms, a bacteria of immense interest to the specialty.

In November 2017, Dr. Yeganegi earned his M.S.D. degree in endodontics at Loma Linda University under Dr. Mahmoud Torabinejad. Dr. Yeganegi's personal passions include classic cars, enjoying the outdoors and riding his motorcycle.

During the fall and spring research grant cycles, the highest-scoring resident and faculty research grant proposals receive \$500 cash awards. The goal is to pay tribute to those applicants whose efforts reflect the highest-quality science. Learn more about these researchers and their interests here.



FALL WINNERS



FACULTY

**George T.-J. Huang,
D.D.S., M.S.D., DSc.**

University of Tennessee
Health Science Center

PROJECT ✂ **Dental Pulp Stem Cells as Vascular
Forming Cells for Pulp Regeneration**

Dr. George T.-J. Huang has been deeply invested in researching pulp regeneration for more than a decade. Dr. Huang considers himself lucky to have been the 2004 awardee of the first-ever grant from the Foundation to complete pioneering research on the regenerative endodontics. Since then, pulp regeneration as a topic of study has taken off and attracted many other investigators from various schools and dental disciplines. Dr. Huang is an educator and accomplished researcher at the University of Tennessee Health Science Center in Memphis. Even after 14 years of intense research, Dr. Huang continues to study and feel motivated about researching regenerative endodontics.

In Dr. Huang's current research project, titled, Dental pulp stem cells as vascular forming cells for pulp regeneration, was a top-scoring proposal submitted to the Foundation in fall of 2017. When asked what he plans to find in this study, he said, "Dental pulp stem cells have been shown to have the potential to become endothelial-like cells that form blood vessels, which is a critical step for de novo tissue regeneration ... We will utilize this particular property of dental pulp stem cells to hopefully enhance the process and increase the success of pulp regeneration."

Throughout his career, Dr. Huang has conducted research with the hope that regenerative endodontic practices and technology will become common clinical settings. Another reason Dr. Huang continues to pursue research of stem cells as they relate to endodontology, he said, is to "extend the knowledge of stem cells involved in the endodontic field into medicine, such that dental stem cells may be also a useful tool for regenerative medicine." Vast knowledge of stem cells is already present in the endodontic community, and many endodontists hope that their research efforts will be a useful tool for regenerative medicine.

Aside from his academic life in dentistry, Dr. Huang enjoys understanding quantum physics and cosmology. He also enjoys art and creating plein air watercolors as a hobby.



RESIDENT

**Shira Ackerman,
D.D.S.**

Texas A&M College of Dentistry

PROJECT ✂ **Accuracy of 3D Printed Endodontic
Surgical Guide: A Human Cadaver Study**

Dr. Shira Ackerman is a second-year endodontic resident at Texas A&M University. She had the highest-scoring resident research proposal in fall of 2017. Dr. Ackerman became interested in 3-D printing while she was in dental school. At the time, she was working in research related in 3-D-printed scaffolds for socket preservation. Of this, she says, "Through that experience, I gained an appreciation of the versatility of 3-D-printed design for use in clinical dentistry."

In fall of 2017, Dr. Ackerman submitted a proposal for research funding to the Foundation for Endodontics. In her study, titled Accuracy of 3D Printed Endodontic Surgical Guide: A Human Cadaver Study, Dr. Ackerman plans to find a feasible and practical way to use CBCT to design a 3-D-printed surgical guide that will make osteotomy preparation during endodontic surgery more accurate and predictable.

Dr. Ackerman's interests in endodontics include material science and CBCT imaging. Of endodontic surgery, Dr. Ackerman says that it's "an important treatment option that can be made more predictable, conservative and efficient by optimizing the use of CBCT to not only visually plan surgery, but to fabricate surgical guides for direct clinical use."

When not involved in patient care, Dr. Ackerman enjoys spending quality time outdoors with her husband and two children. She is also an avid figure skater and is working on getting her two-year-old on skates!

In the area of academics, over \$3.5 million has been invested in Fellowships, educators, residents and endodontic programs.

Foundation for Endodontics AAE18 RAFFLE

Support research, education and care for the underserved with the purchase of your raffle tickets. This is the only way to win one of the exciting and exclusive prizes.

Visit aae.org/AAE18 and click "Foundation Raffle" to check out the curated collection of prizes, which is growing by the day.

Individual raffle tickets are **\$250 each** or packets of five tickets are **\$1,000 (\$200 each)**.

There are two ways to purchase:

1. Add tickets to your AAE18 registration package through the Registration and Housing partner site.

If you have already registered, simply return to the registration site to login and add your tickets. Online ticket sales will end Friday, April 20, 2018 at 1 p.m. CST.

2. Purchase tickets onsite.

Beginning Tuesday, April 24, 2018, tickets can be purchased at the AAE18 Registration and Information desk in the Colorado Convention Center. Onsite ticket sales will end Friday, April 27, 2018 at 1 p.m. MT.

Winning raffle tickets will be drawn at the Foundation area of the Member Center in the Exhibit Hall, during the Exhibit Hall Happy Hour on **Friday, April 27 at 5 p.m. MT.**

DON'T MISS YOUR CHANCE TO WIN!

APRIL 25-28, 2018

DENVER



The Foundation is making strides toward its highest campaign goal to date: **\$1.5 MILLION!**

However, there is still considerable ground to cover. Leading up the AAE18 in Denver, Colorado, there is still time to make a difference. It is the hope of the Foundation that all endodontists will join the cause to support the specialty of endodontics in whatever capacity they can. There is not a one-size-fits-all contribution or philanthropic opportunity, but there are a variety of ways to give back to the specialty that has given your career so much meaning.

A special **THANK YOU** to those that have already made a contribution, new pledge or increased their commitment during the 2017-2018 campaign.

Please note that this list includes donors that have made a contribution between July 1, 2017 and March 1, 2018.

Mohammad Saleh Alduraibi
Abdullah Saleh Alfreih
Jacob Y. Al-Hashemi
Christopher Ammons
Matthew R. Anderson
Veronica Andreina
Amjad Ansari
Fnu Aomin
William B. Arden
Hira Assad
IL Association of Endodontists
Frederic Barnett
Ashley B. Barrineau
Sarah A. Barzanji
Doris Basali
Monique R. Belin
Daniel C. Brawley
Mauricia N. Brown
Lisa D. Castleman
Bruce Y. Cha
Stephanie M. Chan
Philip J. Chang
Lindsey S. Chang
Insoon Chang
Alan M. Chee
Byung K. Choi
Kevin Choi
Sonia Chopra
Jordan M. Christensen
Rene Chu
Hannah Cohen
Kyle Countryman
Kirk A. Coury
Brian M. Crump
Alexander L. Dean
Joseph E. Dehmer
James C. Douthitt
Sayna Ebrahimzadeh
Yuto Endo
Paulina Erdle
Sonja R. Evans
Adam R. Everhart
Nava Fathi
Zameera Fida
Soohyung K. Flakes
William F. Freccia
Francisco N. Gari
Brittany J. Gillard
Alan H. Gluskin
James E. Goglia
Hadjir Haghparast
Peter Ham
Kenneth M. Hargreaves
Gary R. Hartwell
Spyridon P. Hasiakos
Bryce Haslam
Bryan Hays
Mikaela L. Hazard
Jianing He
Craig S. Hirschberg
Sara E. Hoge
Nathan Horwitz
Hunter R. Housley

Vikash S. Huliya
Dina R. Husein
Tumare Iqbal
Marc B. Jiorle
Mo K. Kang
Mark A. Kerr
Jonathan Kim
Justin K. Kindler
Michael J. Korch
Lauren E. Kuhn
Ben Kushnir
Mark Laramore
Kerri L. Lawlor
Amy Z. Lee
Wonhee Lee
Sandra Lee
Jay F. Leer
Mario F. Leon
Stanley M. Levin
John D. Logsdon
Andy V. Luong
Ellen MacDonald
Suha Samir Maddah
Sandra Madison
Mehran Malakpour
Nikhil Mallick
Sara Markovic
Alexa C. Martin
Sean D. McCall
Philip L. Michaelson
Robert J. Michelich
Gary Randall Middleton
Steven Brock Miller
Kathleen Molgaard
Maksim Montatskiy
William K. Morgan
Bart B. Morrison
Marianella Natera
Derek B. Nordeen
Natali Nunez
Randolph P. O'Connor
John H. Oganessian
Saro Oknaian
John S. Olmsted
Jacob S. Otis
James V. Pastore
Jaymin J. Patel
Alexander D. Paul
Elizabeth S. Perry
Jessie Ellen Reisig
Tanya H. Reiter
John Z. Reynolds
Alvaro Rodriguez
Louis E. Rossman
Arthur Royzman
Mitchell G. Rudd
Heather L. Ryan
Nidhu Saini
Kyan Salehi
Sukhpreet Kaur Sandhu
Kira L. Santos
Jeffrey E. Sarmiento
Joseph H. Schulz

Raymond S. Scott
Siddarth Sehgal
Rupen K. Shah
Avisha R. Shah
Basil Al Shaikhly
Ravinder Singh
Steven D. Smith
Edward H. Song
David L. Spencer
Sowjanya Tadakapalli
Mark K. Tadrissi
Darshita J. Talim
Radhika Tandon
Gail MB Tischke
Andrea J. Tory-Godlew
Dan Q. Tran
Polymnia V. Tsotsis
Charles A. Ullman
Tran Ung
Austin S. VanDusen
Robert C. Verhelle
Amy Vermeer
Jered Vislisl
Matthew J. Walker
Adam W. Walker
Qian Wang
Djavan A. Wharton-Lake
Shayna Whiteman
Jon R. Willison
David Wong
Angela Wu
Michelle Yang
Helen Yang
Kathleen H. Yassen
Abby E. Yavorek
Deborah Yeh
Daniel Young
Maan Zuaitar

CORPORATE PLEDGES

ASI Medical
Avalon Biomed
Quintessence Publishing
Sonendo

If you have questions about a contribution to the Foundation, please do not hesitate to reach out to Foundation staff for more information.



211 E. Chicago Ave, Suite 1100
Chicago, IL 60611-2691
P: 800-872-3636 or 312-266-7255
F: 866-451-9020 or 312-266-9867
aae.org/foundation