


American Association of Endodontists

ANNUAL MEETING

APRIL 23-27, 1975

NEW ORLEANS, LA.



St. Louis Cathedral

Janet Fox '74

COVER:

The magnificent Saint Louis Cathedral has towered with beautiful dignity over New Orleans' famous French Quarter for almost two centuries.

Watercolor by:

Donabeth Jones
Hungry Artists Studio
335 Bourbon Street, New Orleans, La. 70176

CITY OF NEW ORLEANS

OFFICE OF THE MAYOR

MOON LANDRIEU
MAYOR

TO MEMBERS OF THE AMERICAN ASSOCIATION OF ENDODONTISTS:

Welcome to New Orleans on the occasion of your 32nd Annual Meeting. Be assured that we stand ready to make your visit a most enjoyable one. New Orleans is one of the great cities of the world and I believe you will find our people to be hospitable and eager to serve.

New Orleans is a growing city and you will see some of that growth in the Superdome now under construction and the new hotels and office buildings. But we have not forgotten the things that have made New Orleans such a unique city -- and I'm speaking of our delightful cuisine and the historic Vieux Carre.

Take in all that New Orleans has to offer and by all means, return soon.

Sincerely,



Moon Landrieu
Mayor



"An Equal Opportunity Employer"

Greetings to Members and Guests

Welcome, ya'll, to the "City that Care Forgot". There is so much to do while you are visiting our wonderful city; French cuisine, second to none, lingering walks through our famous French Quarter, which by the way is even more preserved than much of old Paris, and enjoying the annual celebrations — the "Jazz Fest" and "Spring Fiesta". Great antique shops are in both the Quarter and the uptown area. There are beautiful parks and a lake front that borders the largest inland lake in our United States — Lake Pontchartrain. Often called "Sportsman's Paradise", Louisiana has great hunting and fishing. You will also find other leisurely things like tennis and golf.

Our scientific program, with a few innovations, will be just what the dedicated endodontist has ordered.

Much activity will be available for our ladies and the children. Tours, both on the river and throughout the city, are being prepared. Good entertainment can be found; listening to Al Hirt, Louis Prima, Ronnie Kole, Pete Fountain and other home-grown greats. Walk through our famous French Quarter and see Jackson Square, Pontalba's (oldest apartment house in America), the French Market, the Ursuline Convent, the Hermann Grimma House, the Gallier House and many other historical spots.

We could go on and on, but ya'll come and see for yourself — you'll be glad you did and will enjoy every minute in wonderful New Orleans.

Raymond P. Bassich Jr.
General Arrangements Chairman

PRESIDENT'S WELCOME

The Thirty-Second Annual Meeting is at last a reality. It is difficult to remember that the original contract with the Marriott Hotel was arranged almost six years ago. This fact will undoubtedly surprise some and yet, is it so astounding? A meeting of this proportion does not "just happen". It is the result of a considerable and concerted effort of many devoted workers among our membership and professional staff.

Special recognition must be extended to our Program Chairman Frank Weine and our General Arrangement Chairman Ray Bassich.

Frank has designed his program to cover the entire gamut of Endodontics, with sections devoted to the General Practitioner, Graduate Student and Specialist interested in practice, teaching or research.

We're grateful for our past leadership having selected New Orleans as the site of this meeting and fortunate that Ray Bassich accepted the overwhelming task as Chairman of Arrangements. His love for this wonderful city is constantly evident. He and his charming wife Adelaide have expended every effort to see that our ladies will be totally captivated by their city.

It's with heartfelt appreciation to Frank, Ray, Adelaide, their committee chairmen and workers that I welcome our clinicians, guests and members to New Orleans and the Annual Meeting of the American Association of Endodontists.

We all hope that, in addition to the opportunity to learn from each other, the good fellowship and opportunity to meet old friends will make us all richer for having been together.

Alfred L. Frank
President

Table of Contents

Welcome from Mayor	i
Greetings from General Arr. Chairman	ii
President's Welcome	iii
Table of Contents	iv
Officers and Executive Committee Members	1
Board, Trustees, Past Presidents	2
Charter Members	3
1975 Annual Meeting Committees, Credits	4
General Information	5
Program (Thursday morning)	6
Map of Meeting Room Locations	9
Condensed Program (Centerfold)	10
Ladies Program	12
Tale and Ale Luncheon	13
Program (Thursday afternoon)	14
Program (Friday)	17
Program (Saturday)	19
Program (Sunday)	23
List of Exhibitors	24
Schedule of Future Meetings	Back Cover

OFFICERS

AMERICAN ASSOCIATION OF ENDODONTISTS



Alfred L. Frank
President



Robert A. Uchin
President Elect



Frank B. Trice
Vice President



Henry J. Van Hassel
Secretary



George A. Zurkow
Treasurer



Worth B. Gregory Jr.
Editor

EXECUTIVE COMMITTEE

1977

Donald E. Arens
Noah Chivian
R. J. Shankle

1976

Edward M. Osetek
John T. Sowle
Paul E. Zeigler

1975

Gerald M. Cathey
Ben J. Fisher
W. Paul Radman

IMMEDIATE PAST PRESIDENT: Charles A. Scott Jr.
STUDENT REPRESENTATIVE: Rudolph Lanteme
EXECUTIVE DIRECTOR: Elenore L. Baker

AMERICAN BOARD OF ENDODONTICS

1977	1976	1975
Michael A. Heuer, sec'y. Seymour Oliet Marshall H. Smulson	Harry Blechman Irving J. Naidorf Herbert Schilder	Samuel Seltzer, pres. Thomas Mullaney Calvin D. Torneck

TRUSTEES, AAE ENDOWMENT AND MEMORIAL FOUNDATION

1977	1976	1975
Richard C. Burns, vice ch. H. David Prensky Warren T. Wakai	Julian L. Kelly, secy. John Dowson Stephen F. Schwartz Henry J. Van Hassel, ex officio	Franklin S. Weine, ch. Andrew E. Michanowicz Edwin B. Nutting

PAST PRESIDENTS

W. Clyde Davis *	'43	George G. Stewart	'58
Ralph F. Sommer *	'44	J. Henry Kaiser	'59
Robert G. Kesel	'45	Paul P. Sherwood	'60
E. G. Van Valey *	'46	Glenn R. Brooks	'61
Maynard K. Hine	'47	Vincent B. Milas	'62
Louis I. Grossman	'48	James H. Sherard Jr.	'63
Elmer A. Jasper *	'49	J. B. Freedland	'64
Raymond Girardot *	'50	Henry S. Schmidt	'65
George G. Sharp *	'51	John I. Ingle	'66
F. D. Ostrander	'52	Edwin C. Van Valey	'67
L. A. Lucas	'53	Samuel S. Patterson	'68
N. Weir Burkman	'54	Warren J. Hedman	'69
Harry J. Healey	'55	John F. Bucher	'70
John R. Pear	'56	Dudley H. Glick	'71
George C. Hare	'57	I. B. Bender	'72
		Charles A. Scott Jr.	'73

* Deceased

HONORARY MEMBERS

Mary C. Crowley	Harry J. Healey	Maury Massler
Sir E. Wilfred Fish	Walter Hess	B. Nygaard Østby
Louis I. Grossman	Maynard K. Hine	Harold Stanley

THE AAE SALUTES ITS CHARTER MEMBERS

Aquilar, Enrique C.	Levy, Saul
Alexander, M. M.	Lorenz, George W.
Anderson, A. Floyd	Lucas, L. A.
Auerbach, M. B.	McCormack, O. J.
Auslander, Walter P.	Maizels, Albert D.
Barab, John D.	Maxmen, Harold A.
Bender, I. B.	Meiman, Benjamin W.
Burkman, N. Weir	Meinig, Douglas A.
Conat, Charles N.	Meinig, George E.
Crockett, C. D.	Milas, Vincent B.
Crook, J. Hobson	Neuwirth, P. Sidney
Dummett, Clifton O.	Obst, Joseph J.
Epstein, Irwin A.	Pear, John R.
Epstein, L. Irving	Pearson, Hyman H.
Fineman, George G.	Peschelt, William A.
Grossman, Louis I.	Rafish, S. M.
Hare, George C.	Robbins, Samuel M.
Hayes, Raymond L.	Ross, Percy J.
Haymaker, George T.	Sawyer, Carl W.
Henriques, Pedro E.	Schiff, William M.
High, O. C.	Schwartz, Milton
Hine, Maynard K.	Siegel, Louis C.
Ingersoll, William B.	Simmons, D. G.
Kahn, Henry	Starshak, Thomas C.
Kaiser, J. Henry	Thorson, A. T.
Kesel, Robert G.	Vaughn, George W.
	Walcott, Harold I.

To the best of our knowledge the above is a complete list of Charter Members of the American Association of Endodontists, with the exception of those deceased. Of the list, only three are no longer members of the Association.

1975 ANNUAL MEETING COMMITTEES

PROGRAM	Franklin S. Weine, chairman
Commercial Exhibits	Myron Chubin, chairman Mrs. D. Broach Thurston, manager
Coordinator of sub-committees	Daryl Zenk
General Interest Clinics	Joseph Maggio
Printed Program	Elenore L. Baker
Research Seminars	Melvin Goldman
Table Clinics	Duane Compton
Tale and Ale Luncheon	David Brilliant
Television Seminar	Stephen F. Schwartz
GENERAL ARRANGEMENTS	Raymond Bassich, chairman
Audio-visual Equipment	Raymond Luebke
Host	Franklyn Copeland
Physical Arrangements	James LaNasa
Property	James Steiner
Registrations	Joseph Kirn
Signs	Peter Brue
Ushers and Monitors	William Burrell
GOLF TOURNAMENT	Leonard Evanson
WOMENS' AUXILIARY ACTIVITIES	Adelaide Bassich

In addition to all clinicians, moderators and speakers appearing on our program, we wish to acknowledge and extend our thanks to the following:

AAE Central Office Personnel Audubon Golf Club Bauer Audio Video, Inc. Eastern Audio Associates, Inc. Exhibitors (listed on page 24) Grayline Tours Greater New Orleans Tourists and Convention Commission	Kwik Kopy of Buckhead, Atlanta Louisiana State Univ. Dental Students Loyola Univ. Dental Hygiene Students Manncraft Exhibitor Service, Inc. Marriott Hotel Monteleone Hotel D. Broach Thurston
---	--

Without their help, this meeting would not have been possible.

GENERAL INFORMATION

ALL functions will take place in the Marriott Hotel.

AAE Headquarters Office is located in the Bonaparte Suite on the fourth floor. The office will be open from Wednesday through Saturday from 8:00 a.m. until 5:00 p.m., and Sunday from 9:00 a.m. until noon. On hand to assist you are members of the Atlanta office staff: Elly Baker, Irene Elliott and Dottie Abbott.

Badges. Please wear name badges at all times—preferably on your right side.

Banquet Seating Reservations. Table selections may be made in the registration area. A diagram of the ballroom will be available to assist you. Selections must be made by noon Saturday. Those persons without reservations will be seated as space is available at non-host tables.

Commercial Exhibits. The exhibit hall, located in La Galerie IV, V and VI on the second floor, will be open on Wednesday from 6:30 to 8:30 during the Fellowship Reception; Thursday from 8:30 a.m. to 7:00 p.m.; and Friday from 8:30 a.m. until 5:00 p.m. Members are asked to visit the exhibitors as often as, and whenever possible. The Exhibitors' Lounge is located in the Mardi Gras C Room on the third floor and will be open all day Wednesday and Thursday and until noon Friday.

Convention Cassettes. Eastern Audio Associates of Laurel, MD is serving as AAE's official recording company and will record all sessions on cassette tape. For the first time, instant copies will be available. EA's desk is located in the exhibit hall and you can purchase your cassettes there. Since you will have to select certain seminars over others, the cassettes will provide you with the programs you miss. Please note the box number (C--) shown in this program next to each event. This refers to the number of the cassette to use when ordering. Order forms for cassettes are included in your registration packet.

Ducat Bars will be open during the Fellowship Reception, Exhibitors' Night, before the Coolidge Memorial Luncheon and during the Past Presidents' Reception. Ducats must be used for purchasing drinks and may be purchased at the ducat-sales tables near the bar.

Non-AAE Functions:

Army Endo Group. The meeting will be in the Mardi Gras H room on the third floor at 1:00 Friday. The cocktail party and banquet will be Friday evening at 6:30 in the Mardi Gras I, J and K rooms.

The Boston University Endo Alumni Association cocktail party will be Thursday evening at 6:00 in the Regent Suite on the fourth floor. The breakfast will be Saturday at 7:00 in the Bacchus Suite on the fourth floor.

The Harry Healey Study Club Breakfast will be Saturday at 7:00 in the Mardi Gras H Room on the third floor.

The Navy Breakfast will be in the Mardi Gras F Room on the third floor Saturday at 7:00.

The University of Pennsylvania Alumni Association meeting and cocktail party will be held Thursday, April 24, in the Mardi Gras L and M rooms at 5:00.

PROGRAM

THURSDAY
April 24, 1975

9:00 to Noon — La Galerie III

ENDODONTIC RESEARCH SEMINAR — GRADUATE STUDENT SECTION

Moderator: Melvin Goldman, Worcester, MA. Clinical Professor of Endodontics, Tufts University School of Dental Medicine where he is Director of Postgraduate Endodontics. Diplomate of American Board of Endodontics; Fellow of International College of Dentists.

9:00 to 9:30

Tactile Thresholds in Vital and Endodontically Treated Teeth (C-1)

John Gell, University of Washington; Henry J. Van Hassel and Arthur C. Brown

Most authors have supported the contention that the pulp does not contribute to the tactile sense of a tooth. However, the only report in the literature utilizing human subjective responses concluded that the pulp does indeed play a role in touch sensation. The present study investigated touch thresholds for human vital teeth before and after endodontic therapy in order to determine (1) threshold levels and (2) the contribution of the pulp to this threshold.

9:30 to 10:00

Tricalcium Phosphate as an Adjunct to Apical Closure in Permanent Teeth with Nonvital Pulp (C-1)

Sidney C. Roberts, Jr., Ohio State University; J. David Brilliant, Ohio State University

The study's purpose was to determine tricalcium phosphate's effectiveness in inducing apical closure in teeth with open apices and nonvital pulps. Powdered tricalcium phosphate or calcium hydroxide was condensed into the canal after biomechanical cleansing.

Using tricalcium phosphate, apical closure occurred with similar effectiveness as calcium hydroxide (control). Other conclusions were that a highly alkaline material was unnecessary to induce apical closure and that a curved file probe was a reliable indicator of apical closure.

10:00 to 10:30

The Stimulation of Calcified Tissue of the Nonvital Open Apex (C-1)

Alan Nevins, Long Island Jewish Medical Center

A new material, which may have excellent capacity to stimulate rapid calcified tissue closure of the nonvital open apex, was tested. An experiment has been conducted using polyethylene tubes (3.5 mm diameter) heat sealed at one end, filled with the substance, and embedded in rat connective tissue for eight weeks.

THURSDAY
April 24, 1975

10:30 to 11:00

Radiographic Predictability of Fused, Resorbed and Fractured Roots in Surgical Endodontics (C-2)

Richard B. Weinberg, University of Pennsylvania

The purpose of this investigation is to find and present standardized radiographic methods that will help in pre-surgical interpreting and predicting the extent of root fusion, resorption and fracture.

Each of the above areas of study were divided into two phases: (1) a controlled study on extracted adult human tooth models, which simulated the desired clinical situation to establish recognizable standards; (2) the testing of these standards clinically to establish predictable methods that aid in the evaluation of the extent of fused, resorbed and fractured roots.

11:00 to 11:30

Broken Endodontic Instruments: A Study of Leakage Using Ca⁴⁵ and Scanning Electron Microscopy (C-2)

William Ray Adams, Indiana University School of Dentistry

This study was concerned with the leakage which occurs around broken endodontic instruments when they are left in the apical one-third of the root canal. Dissociated single-rooted human teeth were used after the crowns were removed. One hundred specimens were prepared by filing and filling according to accepted clinical standards, except that various sizes and styles of instrument segments were intentionally left in the apical one-third of the canals of 70 specimens. Leakage of these specimens was evaluated by placing them in Ca⁴⁵ solution, sectioning and making autoradiograms.

11:30 to 12:00

A Histologic Study of Human Tooth Development (C-2)

Robert J. Rosenberg, Boston University School of Graduate Dentistry

The topic of tooth development has often emphasized the initial stages of odontogenesis and the final eruptive sequence, without substantial mention of the morphogenesis and morpho-differentiation in the intervening period. A series of human fetal jaws were sectioned sagittally, coronally and transversely to reveal a three-dimensional picture of the changes taking place in this period. Aspects of the study emphasized were the form and fate of the dental lamina, vascular supply to the developing structures, and morphologic changes within the teeth with respect to cusp formation and location. Also significant is the role of Hertwig's epithelial root sheath in the differentiation of the roots and relation of the teeth with the developing alveolar bone.

PROGRAM

THURSDAY
April 24, 1975

9:00 to Noon — La Galerie I and II

THE ROLE OF ENDODONTICS IN GENERAL PRACTICE

Moderator: Ben J. Fisher, Indianapolis, IN. Clinical Instructor Department of Prosthodontics, Indiana University. Member American Prosthodontic Society; past president of Harry J. Healey Endodontic Study Club; Fellow of American and International Colleges of Dentists; member of AAE Executive Committee.

Tooth Restoration Following Hemisection. (C-5)

Leonard Abrams, Philadelphia, PA. Associate Professor of Periodontics, University of Pennsylvania School of Dental Medicine. Co-author of textbook, *Dental Anatomy and Occlusion*; author of chapters on "Occlusal Adjustment by Selective Grinding" and "Periodontal Prosthesis" in *Periodontics*, by Goldman and Cohen.

Synopsis: The term "hemisection" as it is used by this speaker, involves two distinct therapeutic procedures — root separation and root removal. Root separation refers to the division of multirooted teeth into two or more sections, while root removal is the extraction of one or more roots of a multirooted tooth, at the same time permitting the retention of the remaining tooth portions. The presentation will discuss the normal inter-radicular anatomy and its obvious basis for the mechanics of restoration.

Easy Aids in Endodontics (C-6)

Henry Kahn, Chicago, IL. Associate Professor of Endodontics, Loyola University School of Dentistry. Charter member and one of the founders of the AAE; Diplomate of American Board of Endodontics.

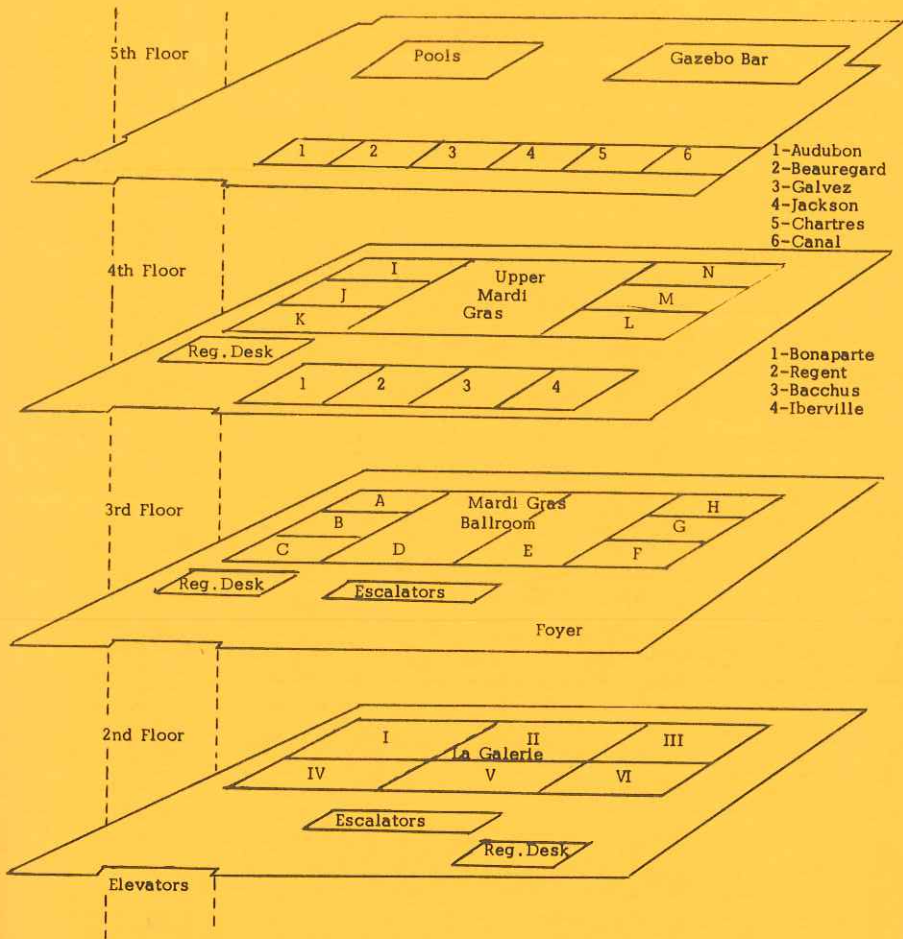
Synopsis: This presentation will demonstrate a series of innovations developed by Dr. Kahn over a long period of time which have proven to be of great help in solving many endodontic problems.

The Uses of Metals in Endodontics (C-7)

J. Henry Kaiser, Columbus, OH. Professor Emeritus and founder of the Department of Endodontics, Ohio State University. Holds three degrees in pharmacy and is a fellow of the American College of Dentists. Diplomate of American Board of Endodontics and in limited practice of endodontics since 1945.

Synopsis: With increasing emphasis today on gutta percha as a canal filling material, thirty years of success with silver cones will be presented. Other metals used in special cases will be discussed and illustrated.

MARRIOTT CONVENTION FACILITIES



WEDNESDAY, April 23, 1975

9:00 a.m. to 5:00 p.m.	AAE Executive Committee Meeting	Regent Suite
9:00 a.m. to 5:00 p.m.	ABE Written Examination	River Queen Lounge
	ABE Oral Examinations	Board Parlor Suite
9:00 a.m. to 5:00 p.m.	"Teaching Teachers to Teach"	La Galerie III
12:00 to 1:00 p.m.	Teachers' Luncheon	Mardi Gras G and H
12:30 to 1:30 p.m.	Executive Committee Luncheon	Bacchus Suite
1:00 p.m. to 6:00 p.m.	Registration	Second floor foyer
2:00 p.m.	AAE Auxiliary Board Meeting	Iberville Suite
6:30 p.m. to 8:30 p.m.	Opening of Commercial Exhibits	La Galerie IV, V and VI
6:30 p.m. to 8:30 p.m.	Fellowship Reception	La Galerie

THURSDAY, April 24, 1975

8:00 a.m. to 6:00 p.m.	Registration	Second Floor Foyer
8:30 a.m. to 7:00 p.m.	Commercial Exhibits	La Galerie IV, V and VI
9:00 a.m. to Noon	Endodontic Research Seminar—Graduate Student . .	La Galerie III
9:00 a.m. to Noon	The Role of Endodontics in General Practice	La Galerie I and II
12:15 p.m. to 2:00 p.m.	Tale and Ale Luncheon	Assigned Rooms (see ticket)
2:15 p.m. to 5:00 p.m.	Endodontic Research Seminar—General Section . . .	La Galerie III
2:15 p.m. to 5:00 p.m.	The Role of Endodontics in General Practice (continued)	La Galerie I and II
5:00 p.m. to 7:30 p.m.	Exhibitors' Night	La Galerie IV, V and VI
6:00 p.m.	Boston University Endodontic Alumni Cocktail Party . .	Regent Suite
5:00 p.m.	University of Pennsylvania Alumni Meeting/ Cocktail Party	Mardi Gras L and M

FRIDAY, April 25, 1975

7:30 a.m. to 8:45 a.m.	New Member and Student Member Breakfast	Mardi Gras F and G
8:00 a.m. to 6:00 p.m.	Registration	Second Floor Foyer
8:30 a.m. to 5:00 p.m.	Commercial Exhibits	La Galerie IV, V and VI

FRIDAY, April 25, 1975 (continued)

9:00 a.m. to Noon	Panel on Bone Healing	La Galerie I, II, III
9:00 a.m. to Noon	Table Clinics	Mardi Gras D
1:00 p.m. to 4:00 p.m.	Army Endo Meeting	Mardi Gras H
1:00 p.m.	Golf Tournament	Audubon Golf Club
12:00 Noon	AAE E & M Foundation Trustees Luncheon Meeting	Regent Suite
2:00 p.m. to 5:00 p.m.	Harbour Cruise on the "Admiral"	
6:30 p.m.	Army Endo Cocktail Party/Banquet	Mardi Gras I, J, K

SATURDAY, April 26, 1975

7:00 a.m. to 8:45 a.m.	Navy Breakfast	Mardi Gras F
7:00 a.m. to 8:45 a.m.	Harry Healey Study Club Breakfast	Mardi Gras H
7:00 a.m. to 8:45 a.m.	Boston Univ. Endodontic Alumni Assn. Breakfast	Bacchus Suite
8:00 a.m. to 6:00 p.m.	Registration	Second floor foyer
9:00 a.m. to Noon	Essayists	La Galerie I, II
9:00 a.m. to Noon	General Interest Presentations	La Galerie III
9:00 a.m. to Noon	AADS—Endodontic Section Meeting	Mardi Gras J, K
Noon to 1:30 p.m.	Edgar D. Coolidge Memorial Luncheon	Mardi Gras A-D
1:30 p.m. to 2:30 p.m.	Face to Face	Mardi Gras J, K, L, M
2:30 p.m. to 5:30 p.m.	Annual Business Meeting	La Galerie I, II
6:30 p.m. to 7:30 p.m.	Past Presidents' Reception	Mardi Gras E
7:30 p.m. to 1:00 a.m.	Dinner Dance	Mardi Gras

SUNDAY, April 27, 1975

8:30 a.m. to 9:30 a.m.	Member Breakfast	Mardi Gras F, G
9:00 a.m. to Noon	Executive Committee Meeting	Regent Suite
9:30 a.m. to Noon	Showing of TV Tapes	La Galerie I, II

**WOMEN'S AUXILLIARY OF
THE AMERICAN ASSOCIATION OF ENDODONTISTS**

LADIES PROGRAM

Wednesday, April 23, 1975

2:00 p.m.

AAE Auxilliary Board Meeting
Iberville Suite – fourth floor

6:30 p.m.

AAE Fellowship Reception
La Galerie – second floor

Thursday, April 24, 1975

9:30 – 11:00 a.m.

Welcoming Coffee
Hospitality area – third floor foyer

11:30 a.m.

Tour of New Orleans
Buses at Marriott Canal Street entrance

Friday, April 25, 1975

2:00 – 5:00 p.m.

Harbor Cruise aboard the "Admiral"
Boat leaves dock at foot of Canal Street at 2:30

Saturday, April 26, 1975

11:00 a.m.

Brunch/Business Meeting
River Queen Lounge

6:30 – 7:30 p.m.

AAE Past Presidents' Reception
Mardi Gras E – third floor

7:30 p.m.

AAE Annual Dinner Dance
Mardi Gras – third floor

**Registration desk for the Women's Auxilliary of the AAE will be
located on the second floor.**

THURSDAY
April 24, 1975

12:15 to 2:00

TALE AND ALE (LUNCHEON)

1. **Bleaching Tetracycline Stained Teeth** – Donald E. Arens
2. **Various Filling Techniques** – Robert E. Cassidy
3. **Apexification** – Gerald M. Cathey
4. **Practice Administration** – James F. Claypool
5. **Perio – Endo Problems** – Roger T. Czarnecki
6. **Modern Endodontic Corporate Group Practice Facility** – Gerald C. Dietz, Melvyn Eder, Anthony E. Dietz, John J. Dylewski, Carl Botvinick
7. **Medical Problems Complicating Endodontic Therapy** – Robert L. Ellison
8. **Cleaning and Shaping Root Canals** – Leo Grudin
9. **Metal Corrosion – What! Me Worry?–** Joseph D. Maggio
10. **Treatment Planning** – F. James Marshall
11. **Endodontic Management of Traumatic Injuries to Face and Teeth** – Andrew Michanowicz
12. **One Visit Endodontics – A Boon or a Curse** – Donald R. Morse
13. **Problems in Endodontic Teaching** – Seymour Oliet
14. **9-Amino Acridine HCl – An Effective Intra-canal and Intra-lesion Medicament** – Nguyen T. Nguyen
15. **Opps** – David Powell
16. **Restoration of Endodontically Treated Teeth** – H. David Prenskey
17. **Etched Gutta Percha and Sealer Technique** – Manuel I. Weisman

THURSDAY
April 24, 1975

2:15 to 5:00 — La Galerie III

ENDODONTIC RESEARCH SEMINAR — GENERAL SECTION

Moderator: **Richard Moodnik, Hempstead, NY.** Associate Professor of Clinical Restorative Dentistry, Stony Brook University, Stony Brook, NY; Director of Endodontic Residency Program at the Nassau County Medical Center, East Meadows, NY; Diplomate of American Board of Endodontics.

2:00 to 2:30

A Histologic Comparison of Different Methods of Root Canal Preparation (C-3)
Richard E. Walton, Medical College of Georgia School of Dentistry

Canals were prepared using three methods of enlargement. The teeth were extracted immediately and histologic sections were prepared and evaluated for the degree of removal of tissue and debris.

2:30 to 3:00

Urease Inactivation by Parotid Saliva

Harry Blechman, New York University School of Dentistry

Ureolytic activity is considered to be one of the important oral anti-cariogenic factors. The kinetics of urease action will be modified by a number of inhibitors. Evidence for the presence of antiurease antibody in parotid secretions will be presented. The antibody accounted for a 60% reduction of urease activity in a urea hydrolytic system.

3:00 to 3:30

Further Report on Hydron as a Root Canal Filling Material (C-3)

Lawrence B. Goldman, Herbert Rosen, Melvin Goldman and J. H. Kronman — all of Tufts University College of Dental Medicine

Further studies on the use of Hydron as a canal filling material have been conducted on monkeys. The result of twelve-month post-filling reactions will be described.

3:30 to 4:00

Endotoxin Content in Endodontically Involved Teeth (C-4)

Benjamin Schein and Herbert Schilder, Boston University School of Graduate Dentistry.

Endotoxin was postulated to be a possible intermediary in pulpal and periapical pathosis. To test this hypothesis, fluid was aspirated from the root canals of 40 endodontically involved teeth and assayed for endotoxin with the limulus lysate test. Pulpless teeth contained greater concentrations of endotoxin than those with vital pulps. Symptomatic teeth also contained more endotoxin than asymptomatic teeth.

THURSDAY
April 24, 1975

4:00 to 4:30

Use of Synthos (Tricalcium Phosphate) In Pulp Capping and Apexification (C-4)
A. L. Heller and Joseph Koenigs, Ohio State University

Monkey studies of 6, 12 and 18 month show results of successful pulp capping. The calcified bridge obtained with the use of Synthos has a vital blood supply and allows the pulp to respond to normal function. Histological serial sections show a complete bridge which protects the underlying pulpal tissue from further trauma.

Monkey studies of 6 and 12 month show results of successful apexification. A physiological plug is obtained in six months with the use of Synthos being placed in the apical root portion of open apexed teeth. Histological serial sections show excellent results when compared to control results of gutta percha.

4:30 to 5:00

Local Effects of Systemically Administered Oxytetracycline in Healing Following Mechanically Induced Pulp Tissue Damage in Rats (C-4)
Lewis H. Factor, Forsyth Dental Center

Thirty-six Sprague-Dawley rats were divided into three equal groups and orally infected with *Streptococcus mutans*. Mesio-palatal roots of both maxillary first molars were exposed and instrumented with an endodontic reamer in every animal. One of the molars was left unsealed while the other molar was sealed with amalgam.

Group I received no medication, Group II received daily systemic administrations of oxytetracycline for 45 days, and Group III received systemic administrations of oxytetracycline for the first 15 days only.

2:15 to 5:00 – La Galerie I and II

THE ROLE OF ENDODONTICS IN GENERAL PRACTICE (continued)

Moderator: Edwin C. Van Valey, New York, NY. Past President of the AAE as well as the son of the fourth president of the Association; Diplomate of the American Board of Endodontics and Fellow of the American College of Dentists.

Solving Pedo-Endo Problems (C-8)

Joe H. Camp, Charlotte, NC. Received M.S.D. in pedodontics at Indiana University in 1968, and completed postgraduate training in endodontics in 1972 at the University of North Carolina where he is currently Clinical Professor of Endodontics. Dr. Camp is also in private practice of endodontics in Charlotte.

Synopsis: The primary tooth is unique in that resorption of the roots begins soon after formation has been completed. This presentation will cover the problems associated with endodontic treatment of the primary tooth as this resorption and the deposition of secondary dentin significantly change the number, size and shape of the root canals. Problems of cleansing and obliterating the canals of the young permanent tooth will also be presented.

Radiologic Considerations in Endodontics (C-9)

Richard B. Feinstein, Los Angeles, CA. Formerly a lecturer in Department of Radiology at UCLA School of Dentistry, now in Department of Endodontics. Lecturer in radiology to dentists and dental auxiliaries; Fellow of the Academy of General Dentists; Fellow of the Southern California Academy of Endodontics; and past president of the Association of Graduate Endodontists.

Synopsis: Multiple radiographs are an integral part of endodontic therapy. Each sequential film must supply maximum information to the operator. This presentation will discuss safe and accurate techniques of radiography in addition to offering guidelines for better radiographic interpretation.

Interesting Canal Configurations (C-10)

A, E. Skidmore, Morgantown WV. Associate Professor of Endodontics at West Virginia University School of Dentistry. His primary research activity has been on root canal morphology and he has lectured and published extensively on canal configurations and deviations of various human teeth.

Synopsis: This presentation will include a discussion of the configurations and deviations of the root canals of three of the most difficult and interesting teeth involved in endodontic treatment - the maxillary first bicuspid, maxillary first molar and mandibular first molar.

FRIDAY
April 25, 1975

9:00 to Noon — La Galerie I, II and III

PANEL ON BONE HEALING

Moderator: Herbert Schilder, Boston. Professor and Chairman of Department of Endodontics at Boston University School of Graduate Dentistry, where he is also Assistant Dean for Continuing Education. Diplomate of American Board of Endodontics; Head of the Dental Division of Beth Israel Hospital in Boston; Honorary Chairman of European Academy of Endodontists; Fellow of both American and International Colleges of Dentists; and contributing author to *Endodontics* by Ingle, *Endodontic Practice* by Grossman, and *Dental Clinics of North America*.

Mechanisms of Bone Healing (C-11)

Henry Jeffay, Chicago. Received Ph.D. in biochemistry from University of Wisconsin in 1953. Professor of Biochemistry at University of Illinois Medical Center; Director of Division of Basic Medical Sciences, Rockford School of Medicine. Research interests include protein metabolism and bone resorption and transport of substances through oral tissues.

Synopsis: The cellular and molecular basis of bone remodeling will be discussed and will be related to the mechanism of bone healing. The roles of hydroxycholecalciferol, parathyroid hormone and mobilization of calcium from bone will be emphasized.

Effects of Medicaments on Bone Healing (C-12)

Larz Spangberg, Farmington, CT. Received D.D.S. from Royal Dental School in Stockholm, Sweden and Ph.D. from University of Umen. He was issued a diploma as a Specialist in Endodontics by the National Swedish Board of Health and was Professor and Chairman of Department of Endodontics, University of Lund, Sweden, where he was also Associate Dean of the Faculty of Odontology. Is presently Professor of Endodontics at University of Connecticut Health Center. With special interests in field of biological effects of dental materials, Dr. Spangberg has developed several methods for *in vivo* and *in vitro* evaluations and has written over 35 articles in international dental journals.

Synopsis: Most medicaments and other chemicals used in endodontics have a damaging effect on tissues. The selection of preparations that cause the minimally toxic effect will be discussed.

Effects of Canal Preparation on Bone Healing (C-13)

Samuel Seltzer, Philadelphia. Professor and Chairman of Department of Endodontology, School of Dentistry, Temple University. Author of over 75 articles on pulp biology and endodontics, including two textbooks—*The Dental Pulp and*

FRIDAY
April 25, 1975

Endodontology; Diplomate, and current president, of American Board of Endodontics.

Synopsis: The appearance of root canal wall following instrumentation and irrigation will be demonstrated. Root canal preparation and periapical tissue responses will then be correlated.

9:00 to Noon — Mardi Gras D

TABLE CLINICS

Chairman: Duane Compton, Indianapolis

1. "Endodontic Instruments React"
Marvin Eichner and David Schoen — Tufts University School of Dental Medicine
2. "Establishing Your Point"
John R. Grady and Howard Clausen — Tufts University School of Dental Medicine
3. "Step-back Instrumentation of Curved Canals"
Louis C. Peron and Richard E. Anglin — University of North Carolina School of Dentistry
4. "Canal Configuration in Mandibular Anterior Teeth"
Ronald Mazukelli, Ronald Milnarik and Charles Neach — Loyola University School of Dentistry
5. "Differential Diagnosis of Internal and External Resorption"
Arnold H. Gartner, Richard Sommerlott and Lawrence Walsh
University of Detroit School of Dentistry
6. "Marginal Leakage of Materials Used for Temporary Restorations During Endodontic Treatment"
John E. Marosky — Indiana University School of Dentistry
7. "Clinical, Radiographic and Histological Study of Endodontically Treated Retained Roots to Preserve Alveolar Bone"
Robert L. Reames — Indiana University School of Dentistry
8. "Hemisection: Indications, Contraindications and Technique"
Carl Flatley — Indiana University School of Dentistry
9. "Reduction of a Cystic Lesion"
Manuel I. Weisman — Augusta, Georgia
10. "Endodontic — Orthodontic Root Extrusion Technique"
Stanley H. Klein — Baltimore, Maryland
11. "Clinical Performance of Various Types of Gutta Percha"
Christopher S. Wenckus — Chicago, Illinois
12. "Sono-explorer"
B. Nygaard Østby — Blinderen, Oslo, Norway

SATURDAY
April 26, 1975

9:00 to Noon — Mardi Gras J and K

AMERICAN ASSOCIATION OF DENTAL SCHOOLS (ENDODONTIC SECTION)

Moderator: Thomas P. Mullaney, Lexington, KY. Received D.D.S. from Loyola University (Chicago) and M.S.D. from Indiana University. Professor and Chairman of Department of Endodontics at University of Kentucky; Chairman of Endodontic Section of AADS; Diplomate and director of American Board of Endodontics.

How Does an Endodontic Educator Answer Questions Regarding the Sargenti Technique? (C-17)

Herbert Schilder, Boston. Biographical sketch appears earlier in program.

Dudley H. Glick, Beverly Hills, CA. Professor of Graduate Endodontics at the University of Southern California; past president of the AAE and first chairman of ADA Council on Scientific Sessions. Past advisor to the Council on Dental Health and the U. S. Council on Dental Education. Consultant on the Dental Specialty Board and Dental Health Care projects. Diplomate of the American Board of Endodontics; Fellow of both the American and International Colleges of Dentists and contributing author to *Endodontics* by Ingle, and several editions of the *Dental Clinics of North America*.

Synopsis: In March, the Endodontic Section of the American Association of Dental Schools held a meeting to discuss methods to answer questions regarding the Sargenti technique. This report covers the subjects presented at the meeting.

9:00 to Noon — La Galerie III

GENERAL INTEREST PRESENTATIONS

Moderator: Joseph D. Maggio, Oakbrook, IL. Received D.D.S. from Loyola University School of Dentistry (Chicago) in 1970 and did advanced training in endodontics at Temple University, 1970-72. Member of Graduate Endodontic Faculty at Loyola University.

- 9:00 — Dr. and Mrs. Jon Rauch, Miami Beach, FL.
Presenting Root Canal Therapy to the Patient, and Handling the Patient at the Desk.
- 9:30 — Manuel I. Weisman, Augusta, GA.
Instant Title and Diagram Slides
- 10:00 — William Ben Johnson, Tulsa, OK.
A New Twist to the Warm Gutta Percha Technique
- 10:30 — Isadore Wolch, Winnipeg, Manitoba
Trephination, Not Surgery
- 11:00 — Richard Weinberg, Philadelphia, PA.
Endodontic Anatomy, Trick or Treatment
- 11:30 — William B. Kemp, Richmond, VA.
Veterinary Dentistry — A Neglected Area of Practice

*Manual on
Neglected Area
filed*

*Relocate
slip*

SATURDAY
April 26, 1975

9:00 to Noon — La Galerie I and II

ESSAYISTS

Moderator: Donald E. Arens, Indianapolis. Graduated from Indiana University with a D.D.S. in 1959 and M.S.D. in 1972 where he is presently a member of the faculty in the Department of Endodontics. Member of AAE Executive Committee and Chairman of Political Awareness Committee; author of many endodontic articles, including a method of bleaching tetracycline stained teeth and a contribution to the textbook, *Endodontics*, by Healey.

Immunological Responses to Endodontic Treatment (C-14)

Lee Arnold, Chicago. Received D.D.S. from Northwestern University in 1969. Research Associate of American Dental Association, Research Foundation, Division of Immunology and Microbiology and the University of Illinois Medical Center, Department of Microbiology. Major interests are in delayed hypersensitivity, tumor rejection and transplantation of teeth.

Synopsis: After a basic discussion of immune response, Dr. Arnold will describe delayed hypersensitivity reactions and their implication in endodontic therapy through materials, agents and involvement of treatment.

Effects of Sealers on the Results of Endodontic Treatment (C-15)

James Guttuso, Buffalo. Received his D.D.S. from the State University of New York at Buffalo, School of Dentistry, where he is presently Associate Professor and Director of Postgraduate Endodontics, and his M.S.D. from Indiana University. Attending Endodontist at Meyer Memorial Hospital and Veterans Administration Hospital; Fellow of both the American and International Colleges of Dentists and Diplomate of the American Board of Endodontics.

Synopsis: Some believe that the next great advance in endodontic treatment will be the kind of material used to seal the root canal. This presentation will summarize the characteristics of sealers presently being used and those advocated for use based on clinical and research experiences. Suggestions will be made as to the directions that sealers and research with them should take in the future.

Irrigants and Medicaments in Endodontic Treatment: History and Rationale (C-16)

Edward M. Osetek, Bremerton, WA. A captain on active duty with the United States Navy; Diplomate of the American Board of Endodontics and member of the AAE Executive Committee.

Synopsis: Irrigants and medicaments have played an important and significant role in endodontic treatment for many years. The rationale for the use in past and present endodontics as well as their future will be discussed.

SATURDAY
April 26, 1975

Noon to 1:30 – Mardi Gras A – D

EDGAR D. COOLIDGE MEMORIAL LUNCHEON

This event will recognize the contributions to dentistry and endodontics by Dr. J. Roy Blayney, Evanston, Illinois, a life-long friend of Dr. Coolidge. Presentation by Franklin Weine, program chairman.

Speaker: John Chase, Editorial Cartoonist

Cartoons by Chase of New Orleans have appeared in newspapers in his native city since the days of Huey Long. In 1964 he resigned from the *States-Item* to become the world's first editorial cartoonist regularly scheduled on television. During his nine years in TV, his cartoons won two national awards. He was tendered a second testimonial dinner, and appeared on the "Today Show" in connection with a biography of his career, entitled *Of Time and Chase*, published in 1969.

Chase recently retired from television cartooning and is currently working on a documentary film of the Mississippi River in observation of the bicentennial of the United States. He is a special lecturer at Tulane University, past consultant for a wax museum and a founder and past president of the Association of American Editorial Cartoonists.

You will enjoy Mr. Chase's talk on the subject of the streets of New Orleans and other interesting bits about this history-laden city of the South.

1:30 to 2:30

FACE-TO-FACE

In this format a speaker and a moderator will be in each of four rooms with no formal presentation prepared. Topics and questions will emanate from the audience to be discussed and answered by the speaker, with full participation available to all present.

Room – Mardi Gras J (C-19)

Speaker: Larz Spangberg, Farmington, CT. Biographical sketch appears earlier in program.

Moderator: Kaare Langeland, Farmington, CT. Received D.D.S. and Ph.D. from University of Oslo, Norway. Presently Professor and Chairman of Department of Endodontics, University of Connecticut School of Dental Medicine.

Room – Mardi Gras K (C-20)

Speaker: Harold Stanley, Gainesville, FL. Received D.D.S. from Baltimore College of Dental Surgery in 1948 and M.S. in Oral Pathology from Georgetown University in 1953. Was Clinical Director of Human Dental Research at the National Institute of Health, National Institute of Dental Research, Bethesda,

SATURDAY
April 26, 1975

MD., and now Chairman of Department of Oral Medicine at University of Florida. Past President of American Academy of Oral Pathology; Diplomate of American Board of Oral Pathology; Honorary member of AAE and author of many articles on pulpal biology.

Moderator: Marshall Smulson, Maywood, IL. Professor and Chairman of Department of Endodontics, Loyola University School of Dentistry; Diplomate and director of American Board of Endodontics, and Fellow of International College of Dentists. Contributed the chapter "Diseases of the Pulp and Periapex" to the textbook, *Endodontic Therapy* by Weine.

Room — Mardi Gras L (C-21)

Speaker: James Guttuso, Buffalo. Biographical sketch appears earlier in this program.

Moderator: Dudley H. Glick. Biographical sketch appears earlier in this program.

Room — Mardi Gras M (C-22)

Speaker: Leonard Abrams, Philadelphia. Biographical sketch appears earlier in this program.

Moderator: Harold Gerstein, Chicago. After being in general practice for many years involved in sophisticated periodontal prostheses, Dr. Gerstein limited his practice to endodontics over 15 years ago. Presently Clinical Professor of Endodontics at Loyola University; Lecturer at Northwestern University and Marquette University; Consultant to Mount Sinai Hospital; Diplomate of American Board of Endodontics and Fellow of American College of Dentists.

2:30 to 5:30 — La Galerie I and II

ANNUAL BUSINESS MEETING

6:30 to 7:30 — Mardi Gras E

PAST PRESIDENTS' RECEPTION

7:30 to 1:00 A.M. — Mardi Gras

AAE PRESIDENT'S BANQUET

Dancing to the music of Rene Louapre.

SUNDAY
April 27, 1975

TV TAPES AND MOTION PICTURES — La Galerie I and II

Moderator: Stephen F. Schwartz, Houston, TX. Received his D.D.S. and M.S. in Endodontics from the University of Texas Dental Branch, where he is presently an Assistant Professor of Endodontics. Trustee of AAE Endowment and Memorial Foundation; Chairman of Educational Tape Committee.

9:30 to 10:15 — The Next Slide, Please! Based on the outstanding presentation given at the 1974 Annual Meeting, this videotape features Stephen Cohen and John Sapone of San Francisco, Richard Burns of San Mateo and Noah Chivian of West Orange, NJ.


10:15 to 10:45— Anterior Root Canal Therapy. New teaching film by George G. Stewart of the University of Pennsylvania.

10:45 to Noon— Overview of Human Pulp Response to Operative Procedures. Videotape by Harold Stanley of University of Florida, suitable for undergraduate and graduate students as well as dentists involved in operative and crown and bridge procedures.

1975 AAE EXHIBITORS

As of March 11, 1975

	<i>Booth No.</i>		<i>Booth No.</i>
Ada Products, Inc. Box 3630 Milwaukee, Wis. 53217	15	The C. V. Mosby Company 11830 Westline Industrial Dr. St. Louis, Mo. 63141	14
American Massage, Inc. Box 5291 Lighthouse Point, Fla. 33064	27	Mynol, Inc. 600 Parkway Broomall, Pa. 19008	2
Americana Corp. 1409 Winding Brook Circle Dallas Texas 75028	5	National Dental Engineers & Mfg. 1505 Junior Drive Dallas, Texas 75208	19
Columbus Dental 634 Wager Street Columbus, Ohio 43206	6	Oratronics, Inc. 405 Lexington Avenue New York, N.Y. 10017	4
Lester A. Dine, Inc. 2080 Jericho Turnpike New Hyde Park, N.Y. 11040	17	Parkell Products, Inc. 155 Schmitt Blvd. Farmingdale, N.Y. 11735	13
Dri-Clave Corporation 54 Kinkel Street Westbury, N.Y. 10554	6	Perfecto Products Mfg. Inc. 317 Hayden Street, N.W. Atlanta, Ga. 30313	18
Encyclopaedia Britannica, Inc. Box 6739 Chicago, Ill. 60680	7	Premier Dental Products Co. 1010 Arch Street Philadelphia, Pa. 19107	20
The Hygienic Dental Mfg. Co. 1245 Home Avenue Akron, Ohio 44310	29	Pulpdent Corp. of America 75 Boylston Street Brookline, Mass. 02147	32
IDT Corporation 4848 Ronson Ct., Su. J San Diego, CA. 92111	28	The Ransom & Randolph Co. Box 905 Toledo, Ohio 43691	30
Ivory, Inc., J.W. 308 No. 16th Street Philadelphia, Pa. 19102	6	Charles B. Schwed Co., Inc. 509 Fifth Avenue New York, N.Y. 10017	16
Kerr Manufacturing Co. 28200 Wick Road Romulus, Mich. 48174	3	Star Dental Mfg. Co., Inc. Ford Bridge Road Conshohocken, Pa. 19428	8
J. B. Lippincott Co. East Washington Square Philadelphia, Pa. 19105	31	Union Broach Company 36-40 37th Street Long Island City, N.Y. 11101	9-10
Modern Materials Mfg. Co. 1021 So. 10th Street St. Louis, Mo. 63104	6		



AAE Central Office
P. O. Box 11728, Atlanta, Georgia 30305
Phone: (404) 237-5164
Mrs. Elenore L. Baker, executive director

33rd Annual Meeting
April 28 – May 2, 1976
Diplomat Hotel
Hollywood, Florida

34th Annual Meeting
April 13 – 17, 1977
Hyatt Regency Hotel
Houston, Texas

35th Annual Meeting
April 12 – 16, 1978
MGM Grand Hotel
Las Vegas, Nevada

36th Annual Meeting
April 25 – 29, 1979
Peachtree Center Plaza Hotel
Atlanta, Georgia

37th Annual Meeting
April 16 – 20, 1980
Century Plaza Hotel
Los Angeles, California