


1995 Annual Session

Sustaining the Standard of Care






Table of Contents

President's Welcome	2
AAE Board of Directors	3
Annual Session Committee	4
General Information	5
Continuing Education Course	6
Program	6
Wednesday	6
Thursday	6-10
Friday	10-15
Saturday	15-19
Sunday	19
Research & Education Foundation of the AAE	20
Board & Committee Meetings	20
AAE Auxiliary	20
Alumni, Affiliates, & Other Groups	21
Tours	21
American Board of Endodontics	21
Exhibitors	22-23
Award Recipients	24
Past Presidents	24
Participants	25
Walt Disney World Dolphin Maps	26-27



President's Welcome

HI HO, HI HO...

A warm welcome to the 52nd Annual Session of the American Association of Endodontists!

The magic of Orlando promises a professionally stimulating and relaxing time for everyone. This year, our theme, "Sustaining the Standard of Care" is about strengthening and validating our specialty. The latest scientific and clinical information will be presented in this exciting program.

A WELL PLANNED PROGRAM...

Always "Happy," genial Marshall Peikoff, General Chair, arranged the spectacular array of educational and social opportunities. "Doc" Bob Steiman, Program Chair, designed the educational sessions featuring clinicians and educators from around the world.

Never "Bashful" Jerry Glickman heads the Research and Scientific Affairs Committee, which selected research seminars and poster clinics. Working long into the night, "Sleepy" Neville McDonald organized table clinics to include input from practicing endodontists and graduate students in this stimulating agenda. You, too, can add to the magic by sharing experiences and learning from a series of unusual cases, diagnostic and treatment recommendations, and problem solving tips presented during the Practitioners' Platform discussions.

Trying to find seating for everyone will make Kevin King "Grumpy" as he marshals the Limited Attendance Sessions, which cover many topics of special interest. Also—under the leadership of my old buddy, Steve Cohen, and the Disney University—we will address practice management issues in two separate general interest sessions.

Once again, the Exhibit Hall will be filled with cutting edge technology and products displayed by dental manufacturers and distributors, thanks to the organizing committee and the promotional efforts of our "Fairy Godmother" Letty Catrambone and the incomparable AAE staff.

NEW THIS YEAR!

A special double feature on Saturday combines clinical information about the avulsed tooth with practice building tips. Find out how the avulsed tooth campaign can help you build relationships with your referring dentists during the Colleagues for Excellence seminar organized by the AAE Public and Professional Affairs Committee.

Also new—the first ever Educators' Forum happens on Friday, presented by the Educational Affairs Committee. Don't be "Dopey" and miss this opportunity to discuss challenges and solutions for endodontic education with the six endodontist deans of U.S. dental schools. (We're so proud of them!)

START EARLY...

Start the magic early on Wednesday with the all-day continuing education course planned by Ron Anderson and the Educational Affairs Committee. This will be a spectacular in-depth study of guided tissue regeneration and its specific application to endodontics—not to be "sneezed" at.

CHILDREN OF ALL AGES!

Enjoy all the wonders Orlando offers. The Walt Disney World Dolphin—our headquarters hotel and site of all AAE activities—sits near many world renowned attractions, including the Magic Kingdom Park®, EPCOT® '95, and Disney-MGM Studios. Take advantage of complimentary transportation between our resort home and these attractions, or relax and enjoy the sunshine at the man-made beach or one of the many resort pools.

A big hand for our "Handsome Prince" Glenn Paulk and the Local Arrangements Committee for their work on location and the charming Beverly Paulk who has prepared an exhilarating program for Auxiliary members.

And once again—a million thanks from all of us to our own "Snow White" Executive Director Irma Kudo and the "off to work [they] go" AAE staff who put thousands of hours of effort over this year of preparation into creating a special and dynamic session for all of us to enjoy.

C'MON, JOIN THE MAGIC!

Richard C. Burns, DDS
President



AAE Board of Directors 1994-95



Richard C. Burns
President



Philip W. Cohen
President-elect



Jerome V. Pisano
Vice President



Carl W. Newton
Secretary



Denis E. Simon III
Treasurer



Henry J. Van Hassel
Editor



Eric J. Hovland
Immediate Past
President



Irma S. Kudo
Executive Director

District I Directors



Henry J. Rankow
1996



Gary R. Hartwell
1997

District II Directors



Harmon R. Katz
1995



Bruce H. Seidberg
1996

District III Directors



Jeffrey W. Hutter
1995



Thomas E. Harvey
1997

District IV Directors



H. Robert Steiman
1995



Christopher S. Wenckus
1997

District V Directors



John W. Myers
1995



James B. Roane
1996

District VI Directors



Robert J. Rosenberg
1996



Carl S. Haga
1997

Annual Session Committee



Marshall D. Peikoff
General Chair



H. Robert Steiman
Program Chair



Glenn L. Paulk
Local Committee Chair


PROGRAM

Continuing Education	Ronald W. Anderson
Limited Attendance Sessions	Kevin T. King
Research Seminars & Poster Clinics	Gerald N. Glickman
Table Clinics	Neville J. McDonald
Exhibits	Letty Catrambone

GENERAL ARRANGEMENTS

Audiovisual	Bill Masheter
Hospitality	W. Theodore Schwartz II
Hosts	Lawrence H. Golub
Monitors	Keith G. Kanter
Signs	Richard A. Murphy
Sports	Eric J. Sunderman
AAE Auxiliary Liaison	Beverly Paulk

The statements and opinions expressed at the Annual Session are solely those of the individual speakers. Their statements and opinions do not reflect any endorsement by the American Association of Endodontists.



ORLANDO



General Information

The Walt Disney World Dolphin in Orlando is the headquarters hotel for the 52nd Annual Session.

AAE HEADQUARTERS OFFICE

Europe 10, Lobby Level

AAE staff manages the office. Hours are 7 am - 4 pm, Tuesday through Saturday.

REGISTRATION

Convention Foyer 2, Lobby Level

Tuesday, May 9	3 - 8 pm
Wednesday, May 10	8 am - 8 pm
Thursday, May 11	8 am - 5 pm

Registration fees include the following:

AAE members (except student members)

Wednesday, May 10	Welcome Reception
Thursday, May 11	Breakfast, all sessions, and exhibits
Friday, May 12	Continental breakfast, lunch, all sessions, and exhibits
Saturday, May 13	Continental breakfast, lunch, one President's Dinner Dance seating voucher, all sessions, and exhibits
Sunday, May 14	Buffet breakfast

AAE student members Welcome Reception, all sessions, and exhibits

Non-member professionals Welcome Reception, all sessions, and exhibits

Non-member students All sessions and exhibits

Dental office staff All sessions and exhibits

Spouse Welcome Reception, all sessions, exhibits, and AAE Auxiliary membership

Children Badge, Welcome Reception

CE CERTIFICATES

A CE Certificate of Completion and instructions are included in your registration packet. If you live in a state requiring continuing education hours for license renewal, please read the information carefully because members are responsible for maintaining their own records for CE units earned. AGD forms can be validated at the AAE Headquarters Office located in Europe 10. AAE is proud to participate in the ADA Continuing Education Recognition Program (CERP).

TAPE RECORDING

Teach'em Inc. will record many of the sessions presented. The audio cassettes are available for purchase in Convention Foyer 2 on the Lobby Level of the Dolphin. Other audio or video taping is allowed ONLY with permission of the speaker.

SPEAKER AV READY ROOM

Europe 8, Lobby Level

Program participants are encouraged to review their audio-visual materials in the speaker ready room prior to their presentations to avoid possible equipment problems.

BADGES

Badges must be worn at all official AAE functions.

EXHIBITS

Exhibit Hall A, Exhibit Hall Level

Please stop by, place your orders, and say thanks to the exhibitors who help defray annual session costs. Badges must be worn in the Exhibit Hall. Complimentary coffee service will be provided on Thursday, Friday, and Saturday in the exhibit area. Exhibit hours are scheduled as follows:

Thursday, May 11	10 am - 5 pm
Friday, May 12	7:30 am - 2 pm
Saturday, May 13	7:30 am - 12:30 pm

ASSISTANCE FOR THE DISABLED

Special assistance or arrangements may be requested at the AAE Headquarters Office.

SMOKING POLICY

For the comfort and health of all attendees, smoking is not permitted at any AAE function. This includes all scientific and general interest sessions, breakfasts, luncheons, receptions, exhibits, and the dinner dance.

ATTIRE

Dress for all sessions, exhibits and food functions is resort casual, except for the President's Dinner Dance, for which black tie is optional.

DINNER DANCE VOUCHERS

Purchase of a voucher does not guarantee seating. To guarantee seating, your table selection for the President's Dinner Dance must be made before 5 pm on Thursday by exchanging your voucher for a dinner ticket at the AAE Registration Desk. If you wish to have group seating, you must present a voucher for each person in your group in order to reserve the space—all vouchers must be presented at the same time. Contact your group and exchange your vouchers as early as possible. Each table seats 10 people, and seats are reserved on a first come, first served basis. No exceptions will be made. There will be tables reserved for singles (without significant others).

COMMEMORATIVE TOTE BAGS

If you registered as an AAE member, student member, non-member professional, or non-member student, you will receive a voucher for a free tote bag commemorating the 52nd AAE Annual Session when you sign in at the registration desk. Bring your voucher to the AAE Information Center in the exhibit hall to pick up your complimentary tote bag.

CHILDREN'S ACTIVITIES

Supervised recreation activities are available for children ages three through twelve. Register at the Camp Dolphin office, located on the first floor, west side of the Dolphin.

Continuing Education Course - Guided Tissue Regeneration

Wednesday, May 10

N. Hemisphere C, Ballroom Level

(by ticket only)

8:30 am - 4:30 pm

Moderator: Ronald W. Anderson, DDS, MS, Augusta, GA

CONTINENTAL BREAKFAST

N. Hemisphere E4 (admittance by badge only)

7 - 8 am



8:30 am - noon

An overview of periodontal regenerative procedures

Robert G. Schallhorn, DDS, MS, Aurora, CO

Gain an understanding of current regenerative treatment modalities used to manage periodontal osseous defects. At the conclusion of the presentation, each attendee should be able to:

- Define periodontal regeneration and its associated clinical and histologic criteria.
- Describe basic requisites for periodontal regeneration.
- Discuss the role of bone replacement grafts, use of barrier membranes, other adjunctive measures, and combined regenerative therapies for periodontal osseous defects.
- Demonstrate familiarity with short and long term results with regenerative therapy.

Break 10 - 10:30 am

LUNCH

Northern Hemisphere E4 (by ticket only)

Noon - 1 pm

1 - 4 pm

Endodontic application of guided tissue regeneration



P.R. Krasner



H.J. Rankow

Paul R. Krasner, DDS, Pottstown, PA and

Henry J. Rankow, DDS, Camp Hill, PA

Learn the clinical endodontic situations in which guided tissue regeneration (GTR) can be a useful adjunct. At the conclusion of the presentation, each attendee should be able to:

- Understand all GTR procedures necessary to enhance success following endodontic surgery.
- Choose the appropriate type of barrier membrane necessary to facilitate the formation of new attachment.
- Understand the advantages, as well as limitations, of GTR in endodontic surgery.
- Utilize various bone augmentation techniques to facilitate new bone formation.
- Manage the patient during and after surgery.

Break 2:15 - 2:45 pm

Panel Discussion

Drs. Krasner, Rankow, and Schallhorn

4 - 4:30 pm



Program

WEDNESDAY, MAY 10

WELCOME RECEPTION

Epcot 'Round the World Adventure

N. Hemisphere, Ballroom Level

(by ticket only)

7 - 9 pm

Encounter the world and sample the fare of many nations at the "Epcot 'Round the World Adventure." A grand opening to the 52nd Annual Session with plenty of food and an opportunity to greet old friends and meet new ones. (Dress is resort casual.)

THURSDAY, MAY 11

OPENING SESSION BREAKFAST

N. Hemisphere C, Ballroom Level

(by ticket only)

8 - 10 am



Keynote Address

Richard C. Burns, DDS, President,
American Association of Endodontists

EXHIBITS

Exhibit Hall A, Exhibit Hall Level

10 am - 5 pm

DISTRICT CAUCUSES

10 - 11 am

Lobby Level

District I *

CT, DC, ME, MD, MA, PA, PR, RI, VT,
VA

Europe 1



Program, continued

DISTRICT CAUCUSES, continued

10 - 11 am
Lobby Level

District II *

NJ, NY
Europe 2

District III

FL, GA, NC, SC, Public Health, Air Force, Army, Navy, Veterans Adm
Europe 3

District IV

IL, IN, KY, MI, OH, TN, WV, WI
Europe 4

District V *

AL, AZ, AR, CO, IA, KS, LA, MN, MS, MO, NE, NM, OK, TX, UT
Europe 5

District VI *

AK, CA, HI, OR, WA
Europe 6

* These districts will nominate candidates to represent their districts on the Board of Directors for a three-year term beginning in 1996.

AFFILIATE LEADERSHIP CONFERENCE

Asia 2, Lobby Level
11 am - noon

Officers of AAE affiliates and AAE committee chairs are invited to attend this briefing on current AAE issues and activities.



Dinner Dance Voucher Exchange

Gather your friends and exchange your seating vouchers for dinner tickets for the President's Dinner Dance no later than 5 pm, Thursday, May 11. Each table seats ten, so make arrangements early to enjoy this enchanting evening of sumptuous food, dancing, and splendor!

Taping

Audio and video taping are allowed only with permission of the speaker.

Badges

Badges must be worn at all official AAE functions.

SCIENTIFIC SESSION I

N. Hemisphere A2, Ballroom Level
Moderator: Charles J. Cunningham, DDS, Gainesville, FL



11 am - 12:30 pm

Successful management of acute pain in the endodontic practice

Kenneth M. Hargreaves, DDS, PhD, Minneapolis

Learn the principles for diagnosing and treating acute pain. At the conclusion of the presentation, each attendee should be able to describe:

- The diagnostic and therapeutic approaches for the five common types of acute oral pain.
- An effective pharmacological strategy that maximizes analgesia and minimizes exposure to side effects.
- New and effective approaches for managing acute pain.

SCIENTIFIC SESSION II

N. Hemisphere A4, Ballroom Level
Moderator: Stephen F. Schwartz, DDS, MS, Houston

11 am - 12:30 pm

Root resorption: A global standard of care



N. Chivian

M. Trope

Noah Chivian, DDS, West Orange, NJ
Martin Trope, BDS, DMD, Chapel Hill, NC

Learn the etiological factors, differential diagnosis, prevention, treatment, and follow-up protocol for external and internal root resorption. At the conclusion of the presentation, each attendee should be able to describe:

- The etiological factors and diagnostic criteria for external and internal root resorption.
- The latest treatment methods for each resorptive category.
- New experimental findings that may lead to new diagnostic and treatment methods in the near future.

RESEARCH SEMINARS I

N. Hemisphere E3, Ballroom Level
Moderator: Gerald N. Glickman, DDS, MS, Ann Arbor, MI

11:00

Torsional moment, deflection, and failure site data for fractured rotary endodontic instruments: 28 mm Gates Glidden drills
Neill H. Luebke* & W.A. Brantley, Wisconsin Dental Group & Ohio State Univ

11:15

A comparison of stainless steel and nickel-titanium instruments in molar root canal preparation

Jeffrey A. Samyn*, J.I. Nicholls, & J.C. Steiner, Univ of Washington

11:30

Machining efficiency of nickel-titanium endodontic files

Reza B. Kazemi*, E. Stenman, & L. Spangberg, Univ of Connecticut

11:45

Torsional properties of stainless steel and nickel-titanium endodontic files

Matthew B. Rowan*, J.I. Nicholls, & J.C. Steiner, Univ of Washington

12:00

Stainless steel and nickel-titanium files: Their wear with usage

Mario L. Zuolo* & R. E. Walton, P.A.E.O. Institute, Sao Paulo, Brazil & Univ of Iowa

12:15

Apical transportation: Steel vs nickel-titanium hand vs nickel-titanium rotary

Richard E. Walton*, R. Stone, & M.L. Zuolo, Univ of Iowa, Univ of Birmingham, England, & P.A.E.O. Institute, Sao Paulo, Brazil

RESEARCH SEMINARS II

Graduate Student Section

N. Hemisphere E4, Ballroom Level
Moderator: Keith V. Krell, DDS, MS, MA, Des Moines, IA

11:00

Pulpal inflammation increases the neurogenic component of inflammation
Mary Ann J. Bunczak-Reeh*, R.J. Reese, S.J. Buck, & K.M. Hargreaves, Univ of Minnesota

*Presenter



Program, continued

RESEARCH SEMINARS II

Graduate Student Section, continued
N. Hemisphere E4, Ballroom Level

11:15
Neurogenic inflammation and tooth pulp innervation pattern in sympathectomized rats
Richard C. Komorowski*, C.D. Torneck, & J.W. Hu, Univ of Toronto

11:30
Serotonin stimulates toothgerm development in vitro
Julian R.D. Moiseiwitsch* & J.M. Lauder, Univ of North Carolina

11:45
Neuropeptide Y and PP56 on pulpal blood flow in cats
Leslie C.H. Ang*, S.K. Kim, Y.Y. Hsu, & S. Kim, Univ of Pennsylvania

12:00
The effect of bFGF and IGF-I in controlled periapical lesions
Howard K. Bittner*, T. Miligkos, D. Carnes, J. Gilles, H. Schilder, & D.T. Graves, Boston Univ

12:15
Immunodetection of transforming growth factors in human periradicular lesions
Lisa W. Tyler*, S. Kabani, J.I. Tenca, R.R. White, & D.T.W. Wong, Tufts Univ & Harvard Univ

LIMITED ATTENDANCE SESSIONS

Limited Seating. NO standing permitted. All LAS rooms are located on the Lobby Level.

LAS 1 - Europe 1
11:15 am - 12:30 pm
Removal of metallic objects from the root canal system
Hesham M. El-Tagouri, DMD, MDS, Buffalo, NY
This presentation will cover the retrieval of metallic objects from the root canal system to facilitate biomechanical preparation. Different techniques will be shown and discussed. The presentation will include many clinical cases with appropriate follow-up demonstrating the retrieval of such objects as files, burs, broken posts, etc.

*Presenter

★ Speaker serves as a consultant and/or has commercial interest in subject matter.

LAS 2 - Europe 2
11:15 am - 12:30 pm
Nonsurgical use of the operating microscope: Every day, every case
Paul J. Ashkenaz, DDS, MS, Chicago
Case histories will be used to illustrate how daily use of the operating microscope enhances our ability to treat routine to very complex cases, enabling us to deliver a higher level of care easily.

LAS 3 - Europe 3
11:15 am - 12:30 pm
Solvents in your practice: What are the alternatives?
Thomas O. Mork, DDS, Bethesda, MD
This session will review the many uses for solvents in endodontics, the pertinent literature concerning chloroform safety, and the relative benefits and weaknesses of alternative solvents.

LAS 4 - Europe 4
11:15 am - 12:30 pm
Overview of office organization and the management process
Martin D. Levin, DMD★
Chevy Chase, MD
This management and practice building lecture will explore the use of modern internal and external communication techniques to enhance patient satisfaction. Attendees will also learn the basics of the management process to help create a shared vision of quality patient service with the dental team.

LAS 5 - Europe 5
11:15 am - 12:30 pm
Pulpal and periodontal cross-currents
Leon A. Weiss, DDS, Springfield, MA
The clinical management of problems with features of both pulpal and periodontal etiology often is perplexing and may even be treacherous. Criteria for differential diagnosis, prognosis, and appropriate therapy will be presented.

LAS 6 - Europe 6
11:15 am - 12:30 pm
Obturation: What works best
Salam Sakkal, DMD, MS, Montreal
This session will discuss the different techniques of filling the root canal system and compare their efficacy, their limitations, and the inside gutta-percha distribution of the various methods supported by clinically oriented research data.

AMERICAN BOARD OF ENDODONTICS

LOUIS I. GROSSMAN MEMORIAL LUNCHEON

Americas Seminar Room, Ballroom Level (by ticket only)
12:30 - 1:45 pm
Moderator: Louis E. Rossman, DMD, Philadelphia



Donald I. Cadle Jr., DMD, New Port Richey, FL

Decision making: I know what's right, but is it good?

SCIENTIFIC SESSION III

N. Hemisphere A2, Ballroom Level
Moderator: Kenneth J. Spolnik, DDS, MSD, Indianapolis



Charles McNeill III, DDS, San Francisco

2 - 4:30 pm

Differential diagnosis of orofacial pain

Differentiate the subsets of orofacial pain, namely neurovascular, neuralgic, neuropathic, musculoskeletal, and dental pain. At the conclusion of the presentation, each attendee should be able to:

- Recognize the various classifications of orofacial pain.
- Describe the diagnostic criteria for each classification.
- Triage the various orofacial pain patients to the appropriate health care provider.



Smoking Policy

For the comfort and health of all attendees, smoking is not permitted at any AAE function. This includes all scientific and general interest sessions, breakfasts, luncheons, receptions, exhibits, and the dinner dance.



SCIENTIFIC SESSION IV

N. Hemisphere A4, Ballroom Level
Moderator: Paul E. Teplitsky, DMD, MS,
Saskatoon, Canada

2 - 4:30 pm
*Immediate implant placement into
extraction site*



R.J. Lazzara



W.P. Radman

Richard J. Lazzara, DMD, MScD,
W. Palm Beach, FL

W. Paul Radman, DDS, Dallas

Learn how the placement of an implant at the time of extraction can assist in achieving a more ideal prosthetic position and improved patient management by combining the process of osseointegration and regeneration. At the conclusion of the presentation, each attendee should be able to describe:

- The importance of proper implant placement.
- The benefits of implant placement at the time of extraction.
- Indications and contraindications for immediate implant placement into extraction sites.
- Step-by-step procedures for this type of treatment.

RESEARCH SEMINARS III

N. Hemisphere E3, Ballroom Level
Moderator: Robert R. White, DMD,
Boston

2:00
*Canal debridement: Effectiveness of
calcium hydroxide and sodium
hypochlorite as medicaments*
Shue-Fen Yang*, E.M. Rivera,
R.E. Walton, & K.R. Baumgardner,
Tri-Service/Veterans General Hospital &
Univ of Iowa

2:15
*Nd-YAG laser induces intracanal
pressure waves*
Shimon Friedman*, G. Levy, I. Rizoiu, &
H. Lam, Univ of Toronto & Biolase
Technology Inc

2:30
*Microsphere measurement of blood flow in
mucogingival flaps of cats*
Douglas J. McKendry*, G.T. Wuchenich,
R. Gilbert, & M. Torabinejad, Loma
Linda Univ

2:45
*Colonization of root canals in vitro:
Effect of smear layer*
Andrew M. DeWitt*, W.T. Johnson,
M.A. Zerr, & D. R. Drake, Univ of Iowa

3:00
*Effects of smear layer removal using a
glass ionomer sealer*
Elizabetta Cotti*, R. Ghiani, & G. Puddu,
Univ of Cagliari, Italy

3:15
*Effect of file size on length determination
in mandibular molars*
Ty E. Erickson*, J.A. Khademi, &
W.T. Johnson, Univ of Iowa

RESEARCH SEMINARS IV

Graduate Student Section

N. Hemisphere E4, Ballroom Level
Moderator: Billie G. Jeansonne, DDS,
PhD, New Orleans

2:00
*Interpretation of chemically created
periapical lesions using direct digital
imaging*
Allen W. Meier*, C.E. Brown,
M. Analoui, & D.A. Miles, Indiana Univ

2:15
*Effects of SnF₂, antibiotics, and
endodontic treatment on avulsed teeth*
Michael D. Parsons*, T.C. Dumsha, &
R.J. Sydiskis, Univ of Maryland

2:30
*Comparison of nickel-titanium and
stainless steel hand files using computed
tomography*
James M. Gambill*, M. Alder, &
C.E. del Rio, Univ of Texas at San
Antonio

2:45
*Cyclic fatigue in Lightspeed nickel-
titanium rotary instruments*
John P. Pruett*, D.J. Clement, &
D.L. Carnes, Univ of Texas at
San Antonio

3:00
*Stainless steel vs nickel-titanium K-files:
Analysis of instrumentation in curved
canals*
Christopher L. Coleman*, T.A. Svec,
M.R. Rieger, M. Wang, J.A. Suchina, &
G.N. Glickman, Univ of Texas at
Houston & Univ of Michigan

3:15
*Nickel-titanium vs stainless steel finger
spreaders in curved canals*
Keith A. Berry*, P.D. Primack,
R.J. Loushine, & D.A. Runyan, U.S.
Army Dental Activity

3:30
*2-D photoelastic stress analysis of nickel-
titanium and stainless steel finger
spreaders during lateral condensation*
Jeffrey J. Dwan* & G.N. Glickman, Univ
of Michigan

3:45
*Comparative evaluation of various canal
shaping techniques using the safety
Hedstrom*
Jarshen Lin* & G.N. Glickman, Univ of
Michigan

LIMITED ATTENDANCE SESSIONS

Limited Seating. NO standing permitted. All LAS rooms are located on the Lobby Level.

LAS 7 - Europe 1
2 - 3 pm
*Nickel-titanium endodontic instruments:
An update*
Khalid M. Ahmed, DDS, MSD,
Farmington Hills, MI
Root canal files fabricated from stainless steel alloys are stiff and can cause procedural errors in curved canals. In recent years, nickel-titanium alloys have been used to fabricate root canal instruments, claiming increased flexibility and resistance to fracture. This seminar will focus on the design and uses of various nickel-titanium endodontic instruments.



Attire
Dress for all sessions, exhibits, and food functions is resort casual, except for the President's Dinner Dance, for which black tie is optional.



Program, continued

LIMITED ATTENDANCE SESSIONS

Limited Seating. NO standing permitted. All LAS rooms are located on the Lobby Level.

LAS 8 - Europe 2
2 - 3 pm

Developing a case histories portfolio

Leif K. Bakland, DDS,

Loma Linda, CA

Samuel O. Dorn, DDS,

Ft. Lauderdale, FL

Robert L. Ellison, DDS, MSc,

Ann Arbor, MI

Harold E. Goodis, DDS,

San Francisco

William T. Johnson, DDS, MS,

Iowa City, IA

Sandra Madison, DDS, MS,

Asheville, NC

Louis E. Rossman, DMD,

Philadelphia

A. Eddy Skidmore, DDS, MS,

Morgantown, WV

The American Board of Endodontics will present a candid and highly informative interactive seminar on developing an acceptable case histories portfolio. Discussion includes narrative and radiographic forms of documentation, selection of cases, demonstration of proficiency in nonsurgical and surgical endodontic therapy on the specialist's level, categorizing cases, and many other topics designed to increase your chance for success in the Board certification process. Attendees will have the opportunity to question members of the Board in an informal environment.

LAS 9 - Europe 3
2 - 3 pm

Clinical applications of nickel-titanium:

From instrumentation to obturation

Gerald N. Glickman, DDS, MS★

Ann Arbor, MI

The "superelastic" powers of nickel-titanium metal are changing traditional concepts of biomechanical instrumentation and obturation. Technical guidelines, common pitfalls, clinical cases, and current research on nickel-titanium armamentaria in endodontics will be presented.

*Presenter

★ Speaker serves as a consultant and/or has commercial interest in subject matter.

LAS 10 - Europe 4
2 - 3 pm

Ultrasonic retropreparation in endodontic surgery

Arnaldo Castellucci, DDS, MD,

Florence, Italy

Endodontic surgery has been recently revolutionized by the introduction of a new specially designed ultrasonic unit and new armamentarium. One, if not the most important, cause of failure after endodontic surgery is the poor design and preparation of the retropreparation itself. Today, it is finally possible to place the retropreparation down the longitudinal axis and pack the filling material within circumferentially clean walls.

LAS 11 - Europe 5
2 - 3 pm

Restoration of endodontically treated teeth

Donald A. Miller, DDS, MS, Chicago

Considerations for both pre- and post-treatment restorations will be reviewed, as well as the latest in prefabricated posts and materials.

LAS 12 - Europe 6
2 - 3 pm

Autotransplantation of teeth

Mitsuhiro Tsukiboshi, DDS,

Amagun, Japan

Recent scientific and clinical aspects of autotransplantation of teeth have supported the high predictability and efficacy of its use in dentistry. The presentation is focused on indications and methods for success.



Need a break?

Complimentary coffee will be provided in the Exhibit Area on Thursday, Friday, and Saturday.

Insurance Questions?

Treloar and Heisel has been the endorsed administrator of insurance programs for the AAE for over 16 years. Stop by their booth in the Registration Area.

Badges

Badges must be worn at all official AAE functions.



FRIDAY, MAY 12

R&E FOUNDATION

PRESIDENTS' CIRCLE BREAKFAST

Americas Seminar Room,

Ballroom Level (by invitation only)

7 - 8 am

The Distinguished Philanthropist Award will be presented at this meeting of the Presidents' Circle, the donor recognition society of the Research and Education Foundation of the AAE.

CONTINENTAL BREAKFAST

N. Hemisphere C, Ballroom Level

(by ticket only)

7:15 - 8 am

EXHIBITS

Exhibit Hall A, Exhibit Hall Level

7:30 am - 2 pm

SCIENTIFIC SESSION V

N. Hemisphere E2, Ballroom Level

Moderator: Calvin D. Torneck, DDS,
MS, Toronto, Canada

8 - 9:30 am

Digital imaging in endodontics



John A. Khademi, DDS, San Francisco★

Gain an understanding of digital radiography, enabling you to sort out the confusing claims and determine the suitability of different systems in endodontic practice. At the conclusion of the presentation, each attendee should be able to:

- Identify the advantages and disadvantages of digital radiography vs film.
- Understand the vocabulary and operational principles of digital radiography.
- Characterize the nature and need for digital radiography in clinical practice.
- Identify different types of digital radiography systems and determine their fit in clinical practice.
- Evaluate digital radiography systems and understand vendor claims.
- Assess the impact of moving to an electronic endodontic record.

American Board of Endodontics Forum

N. Hemisphere A1, Ballroom Level

Moderator: Sandra Madison, DDS, MS, Asheville, NC

8 - 9:30 am

This forum, featuring the ABE Board of Directors, will provide the opportunity to share information concerning current Board issues, from its daily operations to recertification. A new concept in mentoring to assist other endodontists in achieving certification will also be presented. This forum, although informational in nature, will encourage Diplomate interactions.

LIMITED ATTENDANCE SESSIONS

Limited Seating. NO standing permitted. All LAS rooms are located on the Lobby Level.

LAS 13 - Europe 2

8 - 9:30 am

Cracked tooth syndrome:

Etiology and treatment

Uziel Blumenkranz, DDS,

Caracas, Venezuela

Although the "cracked tooth syndrome" has been discussed to some length in the dental literature in recent years, it is a clinical reality that many teeth requiring treatment pass through dental examinations without being properly diagnosed or treated. This lecture will enable attendees to familiarize themselves with the most common symptoms and treatment modalities.

LAS 14 - Europe 3

8 - 9:30 am

Periodontics for endodontists

James A. Wallace, DDS, MDS, MSD, MS,

Pittsburgh

Constantine Farah, DDS, MSD,

Canton, OH

Several periodontal procedures will be presented for the endodontist to enhance service to patients. The procedures include suturing, crown lengthening, root resections, ridge retention and augmentation, free gingival grafts, regeneration, placement of implants into fresh extraction sockets, and single implant prosthesis.

LAS 15 - Europe 4

8 - 9:30 am

Molar surgery using microsurgical techniques

Syngcuk Kim, DDS, PhD, Philadelphia

Many causes of surgical endodontic failures have been identified when the surgical operating microscope is used. Fundamentals of molar microscopic surgery will be discussed in light of research findings on isthmus frequency, sinus, and mental nerve management.



The statements and opinions expressed at the Annual Session are solely those of the individual speakers. Their statements and opinions do not reflect any endorsement by the American Association of Endodontists.

LAS 16 - Europe 5

8 - 9:30 am

Flare-ups: Predicting, preventing, and treating

Simon A. Cunnington, BDS, LDS, MS,

London

The endodontic flare-up may be a dramatic and distressing consequence of root canal therapy. This seminar will discuss its etiology, predisposing factors, prevalence, prevention, and treatment.

LAS 17 - Europe 6

8 - 9:30 am

Root canal treatment after apexification

Ricardo L. Villalobos, DDS, MS,

San Jose, Costa Rica

Undesired consequences of apexification include: 1) very thin and weak apical walls, 2) no apical constriction, 3) newly formed fragile bridge, and 4) inverted canal. This session will discuss various treatment philosophies related to these situations.

RESEARCH SEMINARS V

N. Hemisphere E3, Ballroom Level

Moderator: Thom C. Dumsha, DDS, MS, Baltimore

8:00

In vitro cell adhesion on modified super EBA endodontic cement

Sebastiano Andreana*, A. Lala, &

E.J. Bergey, SUNY Buffalo

8:15

The fluoride release from the Ketac-Endo in different storage media

Carlos A.F. Murgel* & J.A. Cury,

F.O.P.-UNICAMP, Brazil

8:30

Post-operative symptoms related to canal bacteria during treatment of chronic apical periodontitis

Dag S. Orstavik*, J.R.D. Moiseiwitsch,

C.A. Broderius, & J.J. Crawford, Univ of North Carolina

8:45

Short-term response to glass ionomer root-end fillings

Bun S. Chong* & T.R. Pitt-Ford, United Medical & Dental Schools, Guy's Hospital

9:00

A one-year evaluation of the sealing ability of dentin bonding agents on resected root ends

W. Frank Kimbrough*, R.W. Anderson,

P.A. Vignaroli, & D.H. Pashley, Medical College of Georgia

9:15

Blood mercury levels with amalgam retroseals: A longitudinal study

John R. Skoner*, J. Wallace, F. Fochtman, P. Moore, T. Zullo, & R. Hoffman, Univ of Pittsburgh

9:30

Bacterial penetration preceded by pH changes in in vitro leakage studies

Dag S. Orstavik*, J. Moshonov, J.J. Crawford, & G. Shuping, Univ of North Carolina

9:45

Healing of periapical lesions after apicoectomy and various retrofilling materials

Martin Trope*, C. Lost, & S. Friedman, Univ of North Carolina, Univ of Tubingen, Germany, & Univ of Toronto

10:00

Analysis of factors affecting changes in lesion size following apicoectomy

Scott E. Shuler* & D.B. Green, Univ of Louisville

10:15

The canal isthmus in mesiobuccal roots of maxillary first molars

R. Norman Weller*, S.P. Niemczyk, & S. Kim, Medical College of Georgia & Univ of Pennsylvania



Program, continued

RESEARCH SEMINARS VI

Graduate Student Section

N. Hemisphere E4, Ballroom Level
Moderator: J. Craig Baumgartner, DDS,
MS, PhD, Portland, OR

8:00

Comparison of ultrasonic and high-speed root-end preparations using matched teeth
David S. Mehlhaff*, J.G. Marshall, & J.C. Baumgartner, Oregon Health Sciences Univ

8:15

Preparation of root-end resin replicas for SEM examination
Bradley L. Van Mierlo*, H. Abedi, & M. Torabinejad, Loma Linda Univ

8:30

Evaluation of cracks associated with ultrasonic root-end preparations
Carol A. Layton*, J.G. Marshall, L.A. Morgan, & J.C. Baumgartner, Oregon Health Sciences Univ

8:45

Structural changes in roots following sonic and ultrasonic root-end preparation
Jeffery C. Marderosian* & G.N. Glickman, Univ of Michigan

9:00

Effects of ultrasonic root-end cavity preparation on the root apex
Hamid R. Abedi*, B.L. Van Mierlo, P. Wilder-Smith, & M. Torabinejad, Loma Linda Univ

9:15

Comparative bacterial assay of microleakage of three retrograde filling materials
Ramin Noghreian*, A. Dharananidhikul, P.A. Rosenberg, & R.J. Boylan, New York Univ

9:30

An evaluation of the cementogenic potential of endodontic materials
Michael Zuroff*, R. Craig, & P.A. Rosenberg, New York Univ

9:45

Two-year microleakage evaluation of EBA root-end fillings
Jimmy W. Arnold*, W.F. Kimbrough, R.W. Anderson, & D.H. Pashley, Medical College of Georgia

10:00

The resistance of root-end filling materials to bacterial penetration
Roberta Pileggi*, N.J. McDonald, J. Dermody, B.F. Turng, & G.E. Minah, Univ of Maryland

10:15

In vitro radioisotope leakage evaluation of four root-end filling materials
Stephen M. Weeks*, J.E. Van Cura, E.L. Jacobsen, J. Daniel, & E. Begole, Univ of Illinois at Chicago

10:30

Anesthetic efficacy and cardiovascular effects of the intraosseous injection
Karan J. Replogle*, A.W. Reader, R.A. Nist, M. Beck, W.J. Meyers, & J. Weaver, Ohio State Univ

10:45

Anesthetic efficacy of intraosseous injection in maxillary and mandibular teeth
Randall A. Coggins*, A.W. Reader, R.A. Nist, M. Beck, & W.J. Meyers, Ohio State Univ

11:00

The combination IAN/IO for mandibular first molar anesthesia
Daniel A. Dunbar*, A.W. Reader, R.A. Nist, M. Beck, & W.J. Meyers, Ohio State Univ

11:15

Residual endotoxin on endodontic files after routine infection control procedures
Kenneth W. Tittle*, J.D. Kettering, & M. Torabinejad, Loma Linda Univ

11:30

An assessment of the ability of various materials to seal furcation canals
John D. Welch*, R.W. Anderson, D.H. Pashley, R.N. Weller, & W.F. Kimbrough, Medical College of Georgia

11:45

Healing of through-and-through osseous defects by membrane barrier technique in ferrets
Seung-Ho Baek*, C. Broome, W. Zechner, & S. Kim, Univ of Pennsylvania

12:00

Mineral trioxide aggregate (MTA) as an isolating barrier for internal bleaching
G. Reed Cummings* & M. Torabinejad, Loma Linda Univ

12:15

Early cellular changes in the pulp following application of algesics
Mandeep S. Dhillon*, C.D. Torneck, & J.W. Hu, Univ of Toronto

POSTER CLINICS

Exhibit Hall A, Exhibit Hall Level
8-11 am

PC 1

Leakage of a new sealer combined with different filling techniques
Claudia R. Barthel, DMD & Martin Trope, BDS, DMD, Chapel Hill, NC

PC 2

Experimental files: Procedural errors, coronal flaring, and preparation times
Gregory H. Buerschen, Milwaukee

PC 3

Chlorhexidine and bacterial leakage through the obturated root canal
Steven G. Mohorn, DDS, Chapel Hill, NC

PC 4

Detection of bone activity in periapical lesions using radioactive bone scans
Ashraf F. Fouad, DDS, MS, Farmington, CT

PC 5

Smear layer removal in the root canal by oxidative potential water
Gin-ichiro Hata, DDS, PhD, Osaka, Japan

PC 6

Bacterial colonization of dentin following short-term treatment with chlorhexidine
Seung Jung, BS, Chapel Hill, NC

PC 7

Marginal leakage through the electrochemical method of two obturation techniques
Patricia Paredes, DDS, Bogota, Colombia

*Presenter

PC 8

Comparative study of leaks of two new cements

Margarita Baquero, DDS, Bogota, Colombia

PC 9

Sealing capacity of three materials in lateral root perforations

Myriam J. Perez, DDS, Bogota, Colombia

PC 10

Relationship of root canal enlargement to finger spreader-induced VRF

Chad Roskelley, Iowa City, IA

PC 11

Diffusion of the Ca++ ion through dentine treated with citric acid at 50%

Marco A. Salazar, DDS, Bogota, Colombia

PC 12

Effects of ischemic arm pain on capsaicin-induced hyperalgesia

Asgeir Sigurdsson, DDS, MS, Chapel Hill, NC

PC 13

Distribution of ¹²⁵I-Dexamethasone injected after pulp exposure

John A. Suchina, DDS, MS, Houston

PC 14

Tensile properties of dental dam

Timothy A. Svec, DDS, MS, Houston

PC 15

Effect of eucalyptol and d-Limonene as gutta-percha solvents

Manabu Uemura, DDS & Tadao Toda, DDS, PhD, Osaka, Japan

TABLE CLINICS

Exhibit Hall A, Exhibit Hall Level 8-11 am

TC 1

Multidisciplinary approach to root perforation: A case report

Paolo Borelli, DDS & Pasquale Alibrandi, DDS, Rome

TC 2

Guided tissue regeneration used in endodontics

Yea-Huey M. Chen, DDS, MS, Tainan, Taiwan

TC 3

Hypofibrinolysis: Another condition to consider in the etiology of endodontic failure

Kevin A. Deardorf, DDS, MSD, Indianapolis

TC 4

Apical infection with sinus tract caused by a piece of sealed calculus

Wei-Meei V. Harn, DDS, MS, Tainan, Taiwan

TC 5

A new engine-driven root canal preparation system

Chihiro Kobayashi, DDS, PhD & Takatomo Yoshioka, DDS, Tokyo

TC6

Location of the mesial lingual canal in maxillary molars

Linda Ricks-Williamson, DDS, MS, Iowa City, IA

SCIENTIFIC SESSION VI

N. Hemisphere A4, Ballroom Level

Moderator: Donald E. Arens, DDS, MSD, Indianapolis



9 am - noon

Principles of modern endodontic surgery

Mahmoud Torabinejad, DMD, MSD, Loma Linda, CA

Learn the principles involved in treatment of patients who require endodontic surgery. At the conclusion of the presentation, each attendee should be able to:

- Describe how periradicular lesions develop.
- Identify indications for periradicular and corrective surgeries.
- Describe advantages and disadvantages of bur and ultrasonic root-end preparations.
- Enumerate advantages and disadvantages of various root-end filling materials.
- Describe histologic healing following endodontic surgery.

SCIENTIFIC SESSION VII

N. Hemisphere E2, Ballroom Level

Moderator: Arnold H. Gartner, DDS, Bingham Farms, MI



10 - 11:30 am

Management of root perforations: Classification, diagnosis, prevention, and treatment

Zvi Fuss, DMD, Tel Aviv, Israel

Outline the principles for diagnosis, prevention, and treatment of root perforations. At the conclusion of the presentation, each attendee should be able to:

- Classify root perforations according to prognosis.
- Diagnose and detect root perforations using electronic apex locators, radiographs, and other clinical aids.
- Select appropriate treatment and materials for various perforations.

GENERAL INTEREST SESSION I

N. Hemisphere A1, Ballroom Level

Moderator: Gerald C. Dietz Sr., DDS, MS, Bloomfield Hills, MI



10 - 11:30 am

Commitment to excellence: Practice management for the 90s

Stephen Cohen, DDS, MA, San Francisco

Achieving fulfillment through clinical practice depends entirely on how you as a practitioner relate to your patients, your staff, and your colleagues. Practice management issues are within your complete control. Endodontic practice is composed of small daily decisions. It is up to you to choose expansion over restriction, growth over resistance to change. For your practice to work, your care must be complete.



Commemorative Tote Bag

Exchange your tote bag voucher at the AAE Information Center in the exhibit hall during exhibit hours.

Challenges and solutions for endodontic education

ENDODONTIC EDUCATORS FORUM

Europe 1, Lobby Level

Moderator: Ronald W. Anderson, DDS, MS, Augusta, GA

9:30 - 11:30 am



R.E. Averbach



P.J. Ferrillo



M.A. Heuer



E.J. Hovland



H.J. Van Hassel



K.L. Zakariasen

Robert E. Averbach, DDS, Dean, Univ of Colorado School of Dentistry

Patrick J. Ferrillo Jr., DDS, Dean, Southern Illinois Univ School of Dental Medicine

Michael A. Heuer, DDS, MS, Dean, Northwestern Univ Dental School

Eric J. Hovland, DDS, MBA, MEd, Dean, Louisiana State Univ School of Dentistry

Henry J. Van Hassel, DDS, MSD, PhD, Dean, Oregon Health Sciences Univ School of Dentistry

Kenneth L. Zakariasen, DDS, MS, PhD, Dean, Marquette Univ School of Dentistry

The Endodontic Educators Forum was developed by the AAE Educational Affairs Committee for endodontic educators to discuss current items of interest.

The inaugural forum will be highlighted by a distinguished panel of six endodontic educators who are presently serving as Deans of dental schools. Never before in the history of endodontics have we had such noteworthy leadership in this number of dental schools.

The following topics will be addressed: 1) endodontics in a multi-discipline department, 2) undergraduate endodontics, 3) endodontic curriculum, 4) faculty recruitment and development, and 5) research and the endodontic educator. An open panel discussion with the Deans will follow the presentations.

All educators and others with an interest in endodontic education are encouraged to participate in this exchange of information.



Program, continued

LIMITED ATTENDANCE SESSIONS

Limited Seating. NO standing permitted. All LAS rooms are located on the Lobby Level.

LAS 18 - Europe 2

10 - 11:30 am

Endodontic instrument guidance and file-stiffening through projected canals

C. John Munce, DDS, Santa Barbara, CA
James A. Abbott, DDS, MS,
Santa Rosa, CA

Create actual physical projection of orifices from chamber floor to cavo-surface. This seminar demonstrates how canal projection quickly and easily provides pre-treatment build-ups, bypass of obstructions, and reliable endodontic instrument guidance, simplifying therapy without compromise.

LAS 19 - Europe 3

10 - 11:30 am

New and innovative applications of rubber dam

W.H. Liebenberg, BDS★

North Vancouver, Canada

The inherent variability of presentation constants makes endodontic isolation the most challenging of all isolation procedures. This lecture deals with creative adaptations and innovative solutions that achieve optimum isolation to improve the overall access to the working field.



The statements and opinions expressed at the Annual Session are solely those of the individual speakers. Their statements and opinions do not reflect any endorsement by the American Association of Endodontists.



LAS 20 - Europe 4

10 - 11:30 am

Mastering the operating microscope

Richard A. Rubinstein, DDS, MS,
Farmington Hills, MI

Endodontic microsurgery has had a great impact on clinical endodontics these past few years. Many clinicians have already incorporated this new technology into their private practices. This presentation deals with what the clinician has to know about the microscope *before* sitting down to go to work. After introducing how the operating microscope works, the lecture will deal with the preparation of the microscope, care and maintenance, and selection of proper operating positions.

★ Speaker serves as a consultant and/or has commercial interest in subject matter.



Program, continued

LIMITED ATTENDANCE SESSIONS

Limited Seating. NO standing permitted. All LAS rooms are located on the Lobby Level.

LAS 21 - Europe 5
10 - 11:30 am

Diagnostic dilemmas in orofacial pain
Henry A. Gremillion, DDS,
Gainesville, FL

Diagnosis of painful conditions involving the orofacial area can be one of the most rewarding yet challenging aspects in the practice of dentistry. The complexity of sensory pathways and pain referral patterns in the head and neck may result in misdiagnosis and unnecessary treatment. This presentation will review various neurologic, vascular, musculoskeletal, and psychogenic conditions that may mimic odontogenic pain. Clinical characteristics of these conditions will be discussed.

LAS 22 - Europe 6
10 - 11:30 am

Best instruments and techniques for hand preparation
Paul M. H. Dummer, BDS, MScD, PhD,
Cardiff, Wales

Shaping canals to facilitate obturation is an important aspect of canal preparation. The aim of this presentation is to review the shaping ability of various hand instruments and preparation techniques.

AAE SECTION MEETING

Europe 1, Lobby Level
11:30 am - 12:30 pm



Attire

Dress for all sessions, exhibits, and food functions is resort casual, except for the President's Dinner Dance, for which black tie is optional.

Smoking Policy

For the comfort and health of all attendees, smoking is not permitted at any AAE function. This includes all scientific and general interest sessions, breakfasts, luncheons, receptions, exhibits, and the dinner dance.



FRIDAY LUNCHEON

N. Hemisphere C, Ballroom Level
12:30 - 2 pm
(by ticket only)

Moderator: H. Robert Steiman, DDS,
MSD, PhD, Detroit



Dr. Arthur A. Dugoni

*Education is a path—
not a destination.*

Dr. Dugoni is an internationally renowned Past President of the American Dental Association, Past President of the American Association of Dental Schools, and Dean of the University of the Pacific School of Dentistry.

Endodontic Educator Award

The first Endodontic Educator Award will be presented posthumously to Dr. Gordon D. Mattison during the Friday Luncheon. The Endodontic Educator Award was established to recognize outstanding endodontic educators.



Taping

Audio and video taping are allowed only with permission of the speaker.

Badges

Badges must be worn at all official AAE functions.

Need a break?

Complimentary coffee will be provided in the Exhibit Area on Thursday, Friday, and Saturday.

Insurance Questions?

Treloar and Heisel has been the endorsed administrator of insurance programs for the AAE for over 16 years. Stop by their booth in the Registration Area.



SATURDAY, MAY 13

CONTINENTAL BREAKFAST

N. Hemisphere C, Ballroom Level
(by ticket only)
7:15 - 8 am

EXHIBITS

Exhibit Hall A, Exhibit Hall Level
7:30 am - 12:30 pm

POSTER CLINICS

Graduate Student Section

Exhibit Hall A, Exhibit Hall Level
7:30 - 10:30 am

PC 16

Assessment of microleakage in Diaket, EBA, and IRM retrofillings
B. Peter Austin, DDS, Marquette Univ

PC 17

Endodontic retreatment: Effectiveness of nickel-titanium rotary instruments vs stainless steel K-Flex files
Kefah M. Barrieshi, BDS, DDS, Univ of Iowa

PC 18

Revascularization and reinnervation of the human dental pulp following orthognathic surgery
Wendy J. Bastings, DMD, Univ of Pennsylvania

PC 19

A prognostic model for endodontic treatment outcome
Nadia Chugal, DDS, MS, MPH, Univ of Connecticut

PC 20

Risk evaluation of gutta-percha solvents in endodontic retreatment
Michael J. Chutich, DDS, Northwestern Univ

PC 21

Correlation between bacterial and silver nitrate penetration using amalgam, super EBA, and composite as retrofillings
John C. Dermody, BDS & Roberta Pileggi, DDS, MS, Univ of Maryland

FRIDAY

SATURDAY



Program, continued

POSTER CLINICS

Graduate Student Section, continued
Exhibit Hall A, Exhibit Hall Level
7:30 - 10:30 am

PC 22
The effectiveness of hand and rotary files to maintain canal curvature: A comparison
Matthew D. DiAndreth, DMD & David K. Fagundes, DMD, Univ of Maryland

PC 23
Microleakage of super EBA with and without finishing
Mark J. Hauser, DDS, Virginia Commonwealth Univ

PC 24
PDL cells in milk, contact lens solutions, and saline
Shiang-Chih Huang, DDS, University of Illinois at Chicago

PC 25
Super EBA cement: An evaluation of an alternative mixing technique
David J. Hurt, DMD, Northwestern Univ

PC 26
Interleukin-1 modulates phosphorylation of proteins in human osteoblastic cells
Yung-Ming Kang, DDS, Boston Univ

PC 27
Apical and coronal microleakage of two root canal filling techniques
Virginia Karapanou, DDS, Tufts Univ

PC 28
An in vitro evaluation of sealer placement methods
Gordon D. Korthals, DDS, New York Univ

PC 29
Localization of superoxide dismutase immunoreactivity in rat tooth following preparation
Alan S. Law, DDS, Univ of Iowa

PC 30
SEM examination of apical root resorption due to periapical inflammation
Leslie A. Malueg, DMD, Univ of Iowa

PC 31
Incidence of endodontic retreatment
Stephen T. McInerney, DDS & Timothy J. McManus, DDS, Univ of Detroit

PC 32
Effect of psychological profile on preoperative and postoperative endodontic pain
Steven G. Mohorn, DDS, Univ of North Carolina

PC 33
Molecular mechanisms of monocyte migration
Timothy W. Penberthy, DDS, Boston Univ

PC 34
The effect of nickel-titanium engine-driven instrument rotational speed on root canal morphology
William B. Poulsen, DDS, Wilford Hall Medical Center

PC 35
Effect of NaOCl on separation resistance of 0.04 rotary nickel-titanium files
James M. Randall, DDS & Wanda Goodreau, DMD, Univ of Maryland

PC 36
SEM evaluation of finishing techniques on IRM and EBA retrofillings
G.R. Rastegar, DDS & Sean L. Wittmer, DDS, Univ of Detroit

PC 37
Thermafil vs lateral condensation: A bacterial microleakage assay Part II
Bart M. Rizzuto, DDS & Kevin A. Rubin, DMD, New York Univ

PC 38
p75-NGFR knockout mice have deformed dental tissues and altered innervation
Shahzad Sarram, DDS, Univ of Washington

PC 39
Effect of Ca/PO₄ ratios on migration of rat osteoclast precursors
Todd M. Schultz, DMD, Albert Einstein Medical Center

PC 40
Pulpal response to Er:YAG and free electron laser cavity preparation
Keith D. Sonntag, DDS, Univ of North Carolina

PC 41
An evaluation of the sealing ability of gutta-percha cones subjected to cooling
Andrew H. Stanek, DDS, Univ of Maryland

PC 42
The effect of estrogen on human osteoblasts in culture
John E. Stuparitz, DDS, Northwestern Univ

PC 43
Coronal leakage: Effects of smear layer, obturation technique, and sealer
Jay K. Taylor, DDS, Louisiana State Univ

PC 44
Intrapulpal injection: Factors related to effectiveness
Judy K. VanGheluwe, DDS, MS, Univ of Iowa

PC 45
Microbial community development in vitro: Effect of blood and oxygen
Marvin A. Zerr, DDS, Univ of Iowa

TABLE CLINICS

Graduate Student Section
Exhibit Hall A, Exhibit Hall Level
7:30 - 10:30 am

TC 7
Guided tissue regeneration in endodontic surgery
James J. Antus, DDS & Carrie L. Burger, DDS, Naval Dental School

TC 8
A team approach to cancer patients: The role of the endodontist
Sarina A. Azar, DDS, Albert Einstein Medical Center

TC 9
Did the root canal really fail?
Deborah E. Battrum, DDS, MScD & David E. Witherspoon, BDS, Baylor College of Dentistry

TC 10
Removal techniques for the endo-compositopost
Frederick L. Canby, DDS & Scott B. Peters, DDS, Northwestern Univ

TC 11
The development of a microendodontic teaching program at Boston University
Gilman W. Carr, DDS, Boston Univ

TC 12
Abandonment: Guidelines for risk management
G. Garo Chalian, DDS, Univ of Iowa

TC 13
Ridge augmentation following extraction of fractured maxillary premolar
James Y. M. Chau, DDS & Bruce C. Smith, DMD, Naval Dental School

TC 14
Comparison of three methods of evaluating leakage of obturated root canal systems
James R. Dow, DDS, Univ of Maryland

TC 15
Endodontic working length radiography
Daniel G. Ehrlich, DDS & Peter M. Murphy, DDS, Naval Dental School

TC 16
Apex locators and intracanal irrigants
David D. Fabre, DDS & Diane T. McGinty, DMD, Northwestern Univ

TC 17
Magnification in retrofill decision-making
Ray C. Gillespie, DDS & Joseph T. Barss, DDS, Northwestern Univ

TC 18
Developing an externship program in endodontics
Robert A. Gittess, DDS, Albert Einstein Medical Center

TC 19
Overcoming photographic problems with the surgical microscope
Gary G. Goodell, DDS & Mickey L. Unsell, DDS, Naval Dental School

TC 20
Growth of osteoblast-like cells on the surface of a bioresorbable guided tissue regenerative membrane
Rodney D. Ida, DDS & Deborah K. Creagh, BDS, Baylor College of Dentistry

TC 21
Antibiotic prophylaxis in dental patients with prosthetic joints: Scientific evidence vs clinical practice
Karl Keiser, DDS & Donald G. Anderson, DDS, Univ of Michigan

TC 22
Quality of obturation: Nickel-titanium vs stainless steel
James E. Leonard, DDS & James C. Douthitt, DDS, Baylor College of Dentistry

TC 23
A review of nickel-titanium in endodontics
Kurt W. Myers, DDS & Eric T. Shugars, DDS, Northwestern Univ

TC 24
The diagnostic challenge of temporomandibular disorders
Le Y.T. Nguyen, DDS & Richard E. Moore, DDS, Univ of Michigan

TC 25
Antimicrobial prescribing: A rational approach to the use of antibiotics
W. Craig Noblett, DDS, MS, Univ of Iowa

TC 26
Spreader penetration and master cone condensation
Gary D. Rusch-Behrend, DDS & Constantinos Laghios, DDS, Baylor College of Dentistry

TC 27
Characteristics and efficacy of contemporary apex locators
Steven D. Shoha, DDS & Ali A. Etemad-Moghadam, DDS, Univ of Michigan

Building referral relationships: How you can use the Avulsed Tooth Campaign

COLLEAGUES FOR EXCELLENCE

N. Hemisphere A1, Ballroom Level

Moderator: Terry A. Propper, DDS, MS, Nashville, TN

8 - 10 am

You probably don't see avulsed teeth in your office every day, but you can still use the concept to build referral relationships. This AAE Public and Professional Affairs Committee presentation will teach you 1) to encourage local colleagues to contact you when they need an avulsion resource and 2) what you need to know in order to be that resource. The key is to learn creative ways to market your expertise. And, if your colleagues learn to think of you when they see avulsed teeth, they will be more likely to think of you in other treatment situations, as well.

Part I: Reaching out

Gerald C. Dietz Sr., DDS, MS, Bloomfield Hills, MI

Richard Gelman, DMD, Miami

Martin D. Levin, DMD, Chevy Chase, MD

Kenneth N. Namerow, DDS, Ridgewood, NJ

Explore external marketing techniques for educating referring dentists and the public in your community. Panelists

will share case histories from their practices and discuss products and services available from AAE to help you start your own public and professional education campaign.

Part II: Clinical management of avulsions

Thom C. Dumsha, DDS, MS, Baltimore

Martin Trope, BDS, DMD, Chapel Hill, NC

Discuss treatment procedures and considerations for patients who have sustained avulsion injuries. At the conclusion of the presentation, each attendee should be able to describe:

- The procedure for managing the tooth at the injury site and appropriate media for transporting the tooth to the dentist.
- Treatment considerations with respect to extraoral time and conditions.
- Adjunctive drug therapy considerations.
- The factors that influence prognosis and potential short- and long-term complications.



Program, continued

TABLE CLINICS

Graduate Student Section, continued
Exhibit Hall A, Exhibit Hall Level
7:30 - 10:30 am

TC 28

Long-term vs short-term Ca(OH)₂ therapy for the avulsed tooth
Joseph A. Silvaggio III, DMD, Albert Einstein Medical Center

LIMITED ATTENDANCE SESSIONS

Limited Seating. NO standing permitted. All LAS rooms are located on the Lobby Level.

LAS 23 - Europe 1

8 - 9:30 am
Dental implantology for the endodontist
Paul R. Mancía, DDS, Wilkes-Barre, PA

Dental implants are here to stay. We have a professional—and possibly legal—obligation to advise patients of implant alternatives. Anyone who says there is only one type of implant to satisfy patient needs is incorrect. This lecture will highlight various implant systems as well as current bone grafting techniques, sinus fill procedures, and CAT scan use in implantology will also be discussed.

LAS 24 - Europe 2

8 - 9:30 am
Advanced digital imaging
John A. Khademi, DDS, San Francisco★

The ability to manipulate, enhance, and process multiple images using computers is uncovering new avenues that were not possible with film-based images. Explore these new and emerging applications of digital image technology in endodontics including digital subtraction radiography, dual energy radiography, tomography, tomosynthesis, and 3D computer reconstruction.

LAS 25 - Europe 3

8 - 9:30 am
Medical problems complicating endodontic treatment: The medically compromised patient
Robert L. Ellison, DDS, MSc,
Ann Arbor, MI

This presentation will discuss the spectrum of serious medical problems often seen in the elderly and other age groups. Prevention of drug interactions and medical emergencies will also be discussed.

LAS 26 - Europe 4

8 - 9:30 am
Nonsurgical retreatment of failing cases
Pierre Machtou, DDS, Paris

Retreatment is currently a growing area of endodontic practice. While challenging, a codified approach will allow any practitioner to expect a fairly high percentage of good results. Based on clinical research and new technological advances, this lecture will review the clinical situations and related retreatment procedures. All the steps will be described in detail and prognosis will be discussed, as well.

LAS 27 - Europe 5

8 - 9:30 am
Endodontic surgery and its alternatives
Gianfranco Vignoletti, DDS, MD,
Verona, Italy

There are a few cases in which it is difficult to perform endodontic surgery. In such cases, intentional replantation, if done in the proper way, can be a very successful alternative. Attendees will learn when intentional replantation is preferred over endodontic surgery, what to expect, and how to perform this procedure.

LAS 28 - Europe 6

8 - 9:30 am
Cleaning and shaping molars: A simple, efficient, up-to-date technique
Quintiliano D. DeDeus, DDS, MS,
Belo Horizonte, Brazil

The technique is based upon 1) a partial progressive debridement, 2) careful exploration to the true terminus of the main canal, and 3) final cleaning and shaping of the root canal system. This last step is carried out through a very simple technique using only oscillatory movements to the K-file associated with a very short stroke. The root canal, including the terminus, is kept patent in its original direction throughout the preparation.

RESEARCH SEMINARS VII

N. Hemisphere E3, Ballroom Level
Moderator: Alfred W. Reader, DDS, MS,
Columbus, OH

8:00

Detection of interleukin-6 in pulpal-periodontal lesions
Rahmat A. Barkhordar*, M.Z. Hussain,
& P. Ghani, Univ of California at San Francisco

8:15

Characterization of NK1 receptor antagonists on pulpal hemodynamics in cats
Sung-Kyo Kim*, L. Ang, Y.Y. Hsu, & S. Kim, Kyungpook National Univ, Korea & Univ of Pennsylvania

8:30

Histometric analysis of periapical lesions in an immune deficient murine model
Ashraf F. Fouad*, K. Parolin, & D. Kreutzer, Univ of Connecticut

8:45

Use of enzyme inhibitors to optimize identification of pulpal neuroregulators
Harold E. Goodis*, J.M. White, K. Saeki, & A. Witanto, Univ of California at San Francisco & Tohoku Univ, Japan

9:00

Healing experimental periapical lesions
Graham R. Holland*, E. Pehowich, & V. Burgess, Univ of Alberta & Univ of Michigan

9:15

Using total protein concentration in pulpal inflammation assays
Cindy R. Rauschenberger*, C. Cootauco, & J. Bailey, Univ of Maryland

9:30

Occurrence of prevotella intermedia and prevotella nigrescens in infections of endodontic origin
Kwang-Shik Bae*, J.C. Baumgartner, T.R. Shearer, & L.L. David, Oregon Health Sciences Univ

9:45

Penicillin as a supplement in resolving the localized acute apical abscess
Eric M. Rivera*, A.F. Fouad, & R.E. Walton, Univ of Iowa & Univ of Connecticut

10:00

Diffusion of calcium hydroxide through dentin: Permeability of hydroxyl ion in vitro
Clayton D. McKenzie*, C. Hanks, J. Corcoran, & R. Ellison, Univ of Michigan

10:15

The influence of mixing vehicle on antimicrobial effects of calcium hydroxide
Kamran E. Safavi* & E. Perry, Univ of Connecticut

PRACTITIONERS' PLATFORM

N. Hemisphere E4, Ballroom Level
Moderator: James L. Gutmann, DDS,
Dallas

10:00

Gutta-percha: Is it really inert?
James L. Gutmann, DDS, Dallas

10:15

The tooth is painful but endodontic treatment won't solve the problem
Patrick Bogaerts, LSD, Brussels, Belgium

10:30

Horizontal root fracture
Andrew E. Michanowicz, DDS,
Pittsburgh

10:45

Integrated management of dens in dente with open apex formation
Jose L. Roig-Greene, DMD, Ponce,
Puerto Rico

SCIENTIFIC SESSION VIII

N. Hemisphere A4, Ballroom Level
Moderator: John S. Olmsted, DDS, MS,
Greensboro, NC



9 - 11 am

Recent advances in retreatment

Gary B. Carr, DDS, San Diego★

Learn sophisticated retreatment techniques in surgical and nonsurgical endodontics. At the conclusion of the presentation, each attendee should be able to:

- Understand what is possible in retreatment using the surgical operating microscope.
- Become familiar with various methods of tooth disassembly techniques.
- Describe techniques that enable easy removal of silver points, resin cements, posts and cores, and broken instruments.
- Describe various approaches in repairing perforations using an internal and/or external approach.

GENERAL INTEREST SESSION II

N. Hemisphere E2, Ballroom Level
Moderator: Richard A. Rubinstein, DDS,
MS, Farmington Hills, MI



10 - 11:30 am

Management, Disney style!

Walt Disney World attractions are renowned for providing world class entertainment. Employees work Disney magic in such a fashion that guests are not even aware that business is being conducted. Designed especially for endodontists, this presentation will teach you secrets of successful business management that you can implement in your office to increase patient satisfaction. *This session will not be taped.*

EDGAR D. COOLIDGE LUNCHEON

N. Hemisphere C, Ballroom Level
(by ticket only)
11:30 am - 1:15 pm
Moderator: Marshall D. Peikoff, DMD,
MSD, Winnipeg, Canada

Edgar D. Coolidge Award



Herbert Schilder, DDS, Boston

The Coolidge Award is presented to a member who has actively participated in AAE during his or her professional life, displaying outstanding leadership and exemplary dedication to dentistry and endodontics.

Graduate Student Awards for research seminars, table clinics, and poster clinics will also be presented. Financial support for the awards is provided by Caulk/Dentsply.

GENERAL ASSEMBLY

N. Hemisphere E3, Ballroom Level
1:30 - 4 pm

PAST PRESIDENTS' RECEPTION

N. Hemisphere Foyer, Ballroom Level
6:30 - 7:30 pm

Preceding the President's Dinner Dance, this annual reception will offer a cash bar.

PRESIDENT'S DINNER DANCE

N. Hemisphere, Ballroom Level
(by ticket only)
7:30 pm - midnight

Aladdin's magic carpet will transport you to an evening alive with adventures drawn from the Walt Disney Company animated feature film. Chance your way through the mouth of the enchanted Tiger God to arrive upon a scene bejeweled beyond imagination. Bring your magic dancing shoes for a night of mystery and splendor, sumptuous food, and a party fit for a king. (Dress is black tie optional.)

SUNDAY, MAY 14

FAREWELL BREAKFAST

N. Hemisphere C, Ballroom Level
(by ticket only)
8 - 9 am

*Presenter

★ Speaker serves as a consultant and/or has commercial interest in subject matter.



Research & Education Foundation of the AAE

1995

J. Craig Baumgartner
 Kent W. Cunningham
 Fredric Goodman
 John W. Harrison, President
 William D. Powell, Secretary
 Mahmoud Torabinejad,
 President-elect
 Carl W. Newton, Ex Officio

1996

H. Groves Cooke III
 Ronald I. Deblinger
 Cindy R. Rauschenberger
 William J. Schroeder Jr., Treasurer

1997

Stephen Cohen
 Billie G. Jeansonne
 Herbert Schilder



Board & Committee Meetings

MONDAY, MAY 8

ABE Board of Directors, 8 am - 5 pm Europe 1

TUESDAY, MAY 9

AAE Board of Directors, 8 am - 5 pm Oceanic 1

WEDNESDAY, MAY 10

Feasibility Study (For-Profit Subsidiary), 2 - 5 pm Oceanic 5
 Honors & Awards, 2 - 5 pm Oceanic 7
 Public & Professional Affairs, 2 - 5 pm Oceanic 8
 R&E Foundation Board of Trustees, 8 am - 5 pm Oceanic 1

FRIDAY, MAY 12

Clinical Practice, 2 - 4 pm Oceanic 8
 Dental Benefits, 7 - 8 am Oceanic 1
 Editorial Board, 7 - 8 am Oceanic 2
 Educational Affairs, 7 - 8 am Oceanic 3
 Governmental Affairs, 7 - 8 am Australia 3
 International Relations, 7 - 8 am Oceanic 4
 Membership Insurance, 7 - 8 am Oceanic 5
 Membership Services, 7 - 8 am Oceanic 6
 Professional Standards, Peer Review & Ethics, 7 - 8 am Oceanic 7
 Research & Scientific Affairs, 7 - 8 am Oceanic 8

SATURDAY, MAY 13

Past Presidents' Breakfast, 7 - 8 am Oceanic 2

SUNDAY, MAY 14

AAE Board of Directors, 8 am - 1 pm Oceanic 1



AAE Auxiliary

OFFICERS

Carol Ann Belanger (Laurent), President
 Aimee Simon (Denis), President-elect
 Kathy Linebarger (William),
 Vice President
 Carol Fountain (Stuart), Secretary
 Sue Zenk (Darrell), Treasurer
 Phyllis Baur (Jack), Parliamentarian
 Beverly Paulk (Glenn),
 Local Arrangements

WEDNESDAY, MAY 10

Lillian Pear Welcome & Information Tea
 Europe 7, Lobby Level
 3 - 5 pm

THURSDAY, MAY 11

Board Meeting
 Oceanic 1, Lobby Level
 7 - 8:30 am

Hospitality Suite

Europe 7, Lobby Level
 8-9 am and 3:30-5 pm

FRIDAY, MAY 12

Hospitality Suite
 Europe 7, Lobby Level
 8-9 am and 3:30-5 pm

SATURDAY, MAY 13

Auxiliary Breakfast
 Americas Seminar Room, Ballroom Level
 (by ticket only)
 8 - 10:30 am
 Moderator: Bonnie Nielson, Miami



Humor—jest for the health of it!

The more things change, the more they stay insane.

Roberta (Bobbe) Lyon

General Interest Session II

N. Hemisphere E2, Ballroom Level
 10 - 11:30 am
 Disney University's "Management, Disney style!"

Board Meeting

Americas Seminar Room, Lobby Level
 10:30 am - noon





Alumni, Affiliates, & Other Groups

WEDNESDAY, MAY 10

US Army Assn of Endo, 4:30 - 6 pm Europe 6

THURSDAY, MAY 11

Albert Einstein Medical Center Alumni, 6 - 7:30 pm Europe 5
 California State Assn of Endo, 7 - 10 pm Asia 1
 Christian Endo Society, 5 - 6 pm Oceanic 1
 Int'l Federation of Endo Assn, 10 am - noon Australia 3
 Loma Linda Endo Alumni, 6:30 - 8 pm Europe 6
 Michigan Assn of Endo, 6:30 - 8:30 pm Asia 2
 North Carolina Assn of Endo, 5 - 6 pm Oceanic 6
 Northwestern Univ Dental Alumni, 6:30 - 8 pm Americas Seminar Room
 Tufts Univ Endo Alumni, 6:30 - 8 pm Oceanic 5
 Univ of Illinois at Chicago Endo Alumni, 6 - 10 pm Oceanic 7
 Univ of Maryland Alumni, 6:30 - 8:30 pm Oceanic 4
 Univ of North Carolina Endo Alumni, 6 - 7:30 pm Oceanic 3
 Univ of Pennsylvania Endo Alumni, 6 - 8 pm Dolphin Fountain Restaurant
 University of Pittsburgh Alumni, 6 - 8 pm Europe 1
 US Army, 6:30 - 10 pm Asia 3

FRIDAY, MAY 12

Boston Univ Endo Alumni, 7 - 10:30 pm Southern Hemisphere 1
 Florida Assn of Endo, 2:30 - 3:30 pm Oceanic 4
 Iowa Endo Group, 6 - 8 pm Oceanic 1
 MCV/VCU Endo Alumni, 5 - 7 pm Oceanic 7
 New York Univ Endo Alumni Assn, 6 - 8 pm Oceanic 3
 Univ of Connecticut Endo Alumni, 6 - 8 pm Oceanic 2
 Univ of Washington Graduate Endo Alumni, 6:30 - 8:30 pm Oceanic 5

SATURDAY, MAY 13

Boston Univ Endo Alumni, 7 - 8 am Asia 1
 Harry J. Healy Endo Study Club, 7 - 8 am Oceanic 1
 Michigan Endo Alumni, 7 - 8 am Oceanic 4
 Oklahoma Assn of Endo, 7 - 8 am Oceanic 6
 Univ of Detroit/Mercy Alumni, 7 - 8 am Oceanic 3
 US Air Force Endo, 7 - 8 am Oceanic 5
 US Navy Assn of Endo, 7 - 8 am Asia 4



Tours

Winter Park and Morse Art Gallery

\$45/person, lunch included
 Wednesday, May 10, 9:15 am - 4 pm
 Thursday, May 11, 9:15 am - 4 pm

Kennedy Space Center

\$32/adult, \$25.50/child (3-11 years),
 lunch not included
 Friday, May 12, 8:30 am - 4 pm
 Saturday, May 13, 8:30 am - 4 pm

If you have pre-registered, your tickets will be in your registration packet. If you have not pre-registered, you may purchase any available tickets at the AAE Tour Desk located in Convention Foyer 2 on the Lobby Level of the Dolphin.

American Board of Endodontics

1995

Leif K. Bakland
 Harold E. Goodis
 Louis E. Rossman, President

1996

Ralph Bellizzi
 Robert L. Ellison
 Arthur E. Skidmore

1997

Samuel O. Dorn, Treasurer
 William T. Johnson
 Sandra Madison, Secretary





Exhibitors

Booth

- 301 **Amadent**
1236 Brace Rd
Cherry Hill, NJ 08034
- 104 **Analytic Technology Corp**
15233 NE 90th St
Redmond, WA 98052
- 324 **Aseptico Inc**
PO Box 3209
Kirkland, WA 98083
- 105 **Astra USA Inc**
50 Otis St
Westborough, MA 01581
- 116 **Becker-Parkin Dental**
118 **Supply Co**
1 Fulton Ave
Hempstead, NY 11550
- 322 **Biolase Technology Inc**
8029 Forsyth Blvd, Ste 201
Clayton, MO 63105
- 220 **Bioplant Inc**
1420 York Ave
New York, NY 10021
- 303 **Block Drug Co**
257 Cornelison Ave
Jersey City, NJ 07302
- 316 **Brasseler USA**
800 King George Blvd
Savannah, GA 31419
- 120 **Calcitek**
2320 Faraday Ave
Carlsbad, CA 92008
- 205 **Carl Zeiss Inc**
207 One Zeiss Dr
Thornwood, NY 10594
- 101 **Caulk Endodontic/Dentsply**
103 PO Box 359
Milford, DE 19963
- 411 **Charles B. Schwed Co Inc**
138 Audley St
Richmond Hill, NY 11418

Booth

- 106 **Dentsply/Rinn Division**
1212 Abbott Dr
Elgin, IL 60123
- 111 **Designs for Vision Inc**
760 Koehler Ave
Ronkonkoma, NY 11779
- 320 **DiaDent Mfg Inc**
#11, 3871 N Fraser Way
Burnaby, BC, Canada V5J 5G6
- 208 **Ellman Int'l Inc**
1135 Railroad Ave
Hewlett, NY 11557
- 310 **Encyclopaedia Britannica**
North America
310 S Michigan Ave
Chicago, IL 60604
- 206 **Endoco Inc**
5180 Park Ave
Memphis, TN 38119
- 401 **Excellence in Endodontics**
403 11545 Sorrento Valley Rd
Ste 305A
San Diego, CA 92121
- 319 **Florida Dental & Medical**
Supply
300 Biscayne Blvd Way
Miami, FL 33131
- 417 **Global Surgical Corp**
418 3610 Tree Court
419 Industrial Blvd
420 St Louis, MO 63122
421
422
423
424
- 224 **HealthFirst Corp**
22316 70th Ave W, Unit A
Mountlake Terrace, WA 98043
- 302 **Hu-Friedy Mfg Co Inc**
3232 N Rockwell St
Chicago, IL 60618

Booth

- 209 **Hygenic Corp**
211 1245 Home Ave
Akron, OH 44310
- 109 **J Morita USA Inc**
14712 Bentley Circle
Tustin, CA 92680
- 115 **JEDMED Instrument Co**
117 6096 Lemay Ferry Rd
119 St Louis, MO 63129
- 108 **John O Butler Co**
4635 W Foster Ave
Chicago, IL 60630
- 406 **Johnson & Johnson**
Medical Inc
2500 Arbrook Blvd
Arlington, TX 76004
- 414 **JS Dental Mfg Inc**
196 N Salem Rd
Ridgefield, CT 06877
- 304 **KCOMP**
4860 San Fernando Rd
Glendale, CA 91204
- 212 **Kerr Corp**
28200 Wick Rd
Romulus, MI 48174
- 107 **Kilgore Int'l Inc**
36 W Pearl St
Coldwater, MI 49036
- 323 **Lightspeed Technology Inc**
11707 Raindrop Dr
San Antonio, TX 78216
- 215 **Medidenta Int'l Inc**
39-23 62nd St
Woodside, NY 11377
- 503 **Miles Dental/Ivory**
4315 S Lafayette Blvd
South Bend, IN 46614
- 307 **Misch Implant Institute**
22691 Michigan Ave
Dearborn, MI 48124

Booth

- 404 **Moeller Microsurgical Inc**
9 Industrial Park
Waldwick, NJ 07463
- 201 **Moyco/Union Broach**
203 2054 W Clearfield St
Philadelphia, PA 19132
- 308 **MPL Technologies Inc**
9400 King St
Franklin Park, IL 60131
- 124 **Nadia Int'l Inc**
5114 Balcones Woods Dr,
#307-142
Austin, TX 78759
- 223 **Navy Recruiting Command**
801 N Randolph St
Arlington, VA 22203
- 312 **Nephron Corp**
321 E 25th St
Tacoma, WA 98421
- 410 **New Image Industries Inc**
21218 Vanowen St
Canoga Park, CA 91303
- 217 **NT Co Inc**
219 7003 Shallowford Rd
Chattanooga, TN 37421
- 405 **Obtura Corp**
1727 Larkin Williams Rd
Fenton, MO 63026
- 505 **Orascoptic Research Inc**
507 5225-3 Verona Rd
Madison, WI 53744
- 415 **Osada Electric Co Inc**
8242 W Third St, Ste 150
Los Angeles, CA 90048
- 321 **Pacific Coast Tissue Bank**
2500-19 S Flower St
Los Angeles, CA 90007
- 121 **Pacific Endodontic Research
Foundation**
11545 Sorrento Valley Rd
Ste 313
San Diego, CA 92121

Booth

- 306 **Pearson Dental Supply**
13847 Del Sur St
San Fernando, CA 91340
- 102 **Premier/ESPE-Premier**
1710 Romano Dr
Norristown, PA 19404
- 210 **ProBusiness Systems Inc**
9300 Jollyville Rd, Ste 100
Austin, TX 78759
- 112 **Quality Aspirators**
PO Box 382120
Duncanville, TX 75138
- 110 **Quintessence Publishing
Co Inc**
551 N Kimberly Dr
Carol Stream, IL 60188
- 202 **R Chige Inc**
204 4531 N Dixie Hwy
Boca Raton, FL 33431
- 407 **Regam Medical Systems
Division of Bytech Ltd**
631 Montroyal Blvd
N Vancouver, BC
Canada V7R 2G2
- 402 **Roydent Dental Products**
1010 W Hamlin Rd
Rochester Hills, MI 48309
- 305 **Schick Technologies Inc**
31-00 47th Ave
Long Island City, NY 11101
- 309 **Seiler Instruments**
170 E Kirkham Ave
St Louis, MO 63119
- 412 **SS White Burs Inc**
1145 Towbin Ave
Lakewood, NJ 08701
- 222 **Steri-Oss**
22895 E Park Dr
Yorba Linda, CA 92687
- 318 **3M**
3M Center, Bldg 225-38-05
St. Paul, MN 55133

Booth

- Treloar & Heisel Inc**
3132 Wilmington Rd
New Castle, PA 16105
(Registration Area)
- 221 **Trophy Radiology**
2252 Northwest Pky, Ste F
Marietta, GA 30067
- 311 **Tulsa Dental Products**
5001 E 68th St, #500
Tulsa, OK 74136
- 416 **W. L. Gore & Associates**
1500 N 4th St
Flagstaff, AZ 86003
- 122 **Western Dental Specialties**
3680 Charter Park Dr
San Jose, CA 95136
- 408 **Whitehall Robins**
5 Giralda Farms
Madison, NJ 07940
- 123 **Williams & Wilkins**
428 E Preston St
Baltimore, MD 21202

NON-TECHNICAL
EXHIBITS:

AAE Information Center

- AAE Career Opportunities Exchange
- AAE Products
- Colleagues for Excellence
- 1996 Annual Session
- American Board of Endodontics
- Research & Education Foundation of the AAE

Teach'em Inc

160 E Illinois St
Chicago, IL 60611
(Registration Area)



Award Recipients

EDGAR D. COOLIDGE AWARD

* Edgar D. Coolidge	'69
* Harry B. Johnston	'70
* Henry A. Bartels	'71
* Bertram L. Wolfsohn	'74
* Vincent B. Milas	'75
Worth B. Gregory	'78
Jacob B. Freedland	'80
Alfred L. Frank	'81
George G. Stewart	'82
* F. Darl Ostrander	'83
Maynard K. Hine	'83
* George C. Hare	'84
* Irving J. Naidorf	'85
Harry Blechman	'86
I.B. Bender	'87
Dudley H. Glick	'88
* Samuel S Patterson	'89
Robert A. Uchin	'90
Michael A. Heuer	'91
Edward M. Osetek	'92
Harold Gerstein	'93
Henry J. Van Hassel	'93
Donald E. Arens	'94
Harold A. Maxmen	'94
Herbert Schilder	'95

LOUIS I. GROSSMAN AWARD

* Louis I. Grossman	'73
* Birger Nygaard-Ostby	'76
I.B. Bender	'78
Samuel Seltzer	'80
Harold R. Stanley	'81
Kaare Langeland	'82
Henry J. Van Hassel	'84
Melvin Goldman	'89
Syngcuk Kim	'90
Calvin D. Torneck	'91
Henry O. Trowbridge	'92
Mahmoud Torabinejad	'93

RALPH F. SOMMER AWARD

Calvin D. Torneck	'84
Alfred L. Frank	'85
Mahmoud Torabinejad	'86
John I. Ingle	'87
Leif Tronstad	'90
Jens O. Andreasen	'91
I.B. Bender	'93
Samuel Seltzer	'93
Goran Sundqvist	'94

ENDODONTIC EDUCATOR AWARD

* Gordon D. Mattison	'95
----------------------	-----

(Award presented posthumously)

HONORARY MEMBERS

* Edgar D. Coolidge	'48
* W. Clyde Davis	'48
* Bernhard Gottlieb	'48
* Edward S. Hatton	'49
* Walter Hess	'49
* Hermann Prinz	'49
* Francisco Pucci	'49
* Sir E. Wilfred Fish	'56
* Birger Nygaard-Ostby	'58
Mary Crowley	'66
* Ralph F. Sommer	'67
Harold R. Stanley	'68
Maynard K. Hine	'69
* Maury Massler	'71
* Louis I. Grossman	'73
Oscar A. Maisto	'79
Henry O. Trowbridge	'86
David H. Pashley	'92
Irma S. Kudo	'94
Frank N. Lentine	'94
Michel Maillefer	'94



Past Presidents

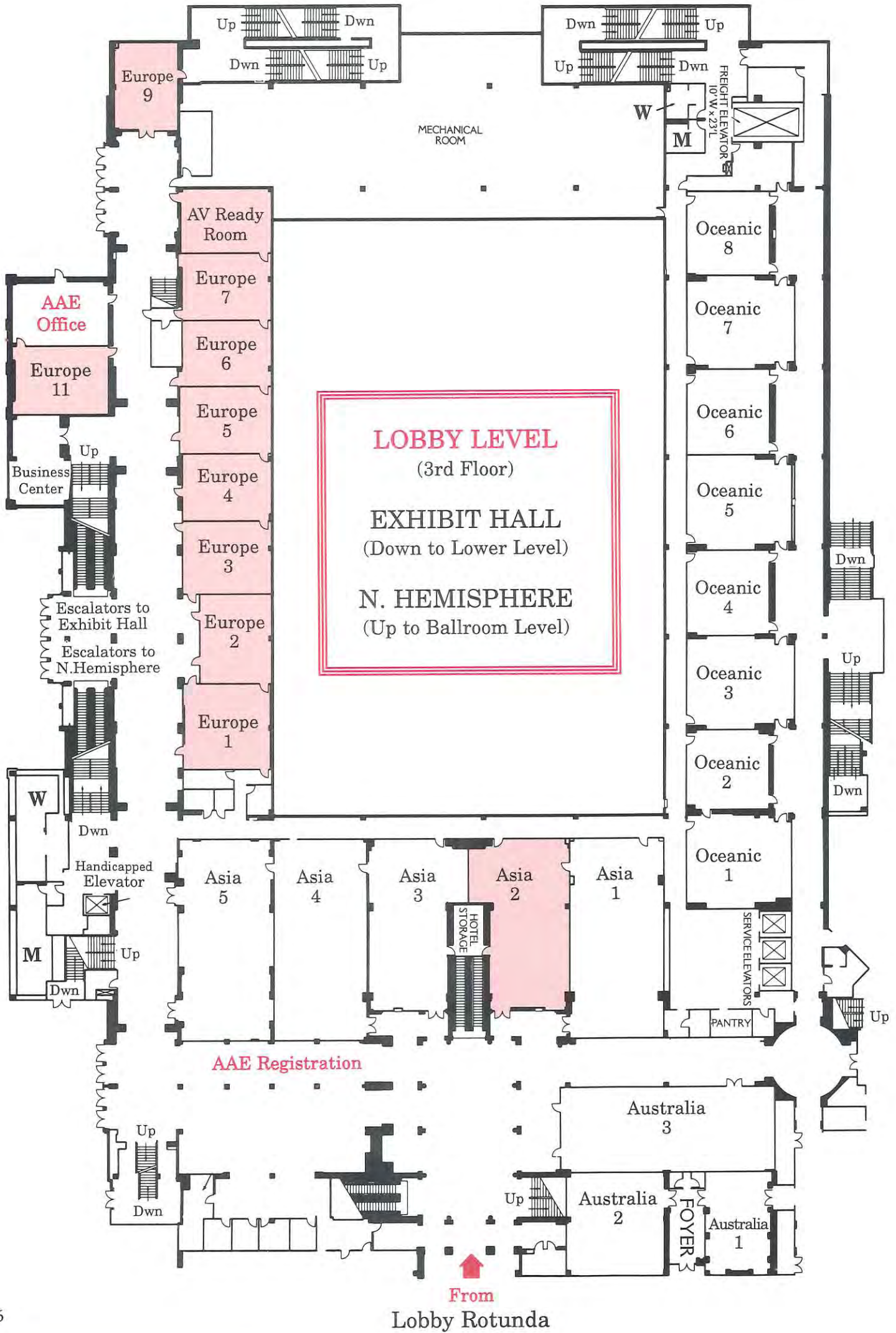
* W. Clyde Davis	'43-44	* Paul P. Sherwood	'60-61	George A. Zurkow	'77-78
* Ralph F. Sommer	'44-45	* Glenn R. Brooks	'61-62	Harry Blechman	'78-79
* Robert G. Kesel	'45-46	* Vincent B. Milas	'62-63	Paul E. Zeigler	'79-80
* E.G. Van Valey	'46-47	James H. Sherard Jr	'63-64	Edward M. Osetek	'80-81
Maynard K. Hine	'47-48	Jacob B. Freedland	'64-65	Henry J. Van Hassel	'81-82
* Louis I. Grossman	'48-49	* Henry S. Schmidt	'65-66	Noah Chivian	'82-83
* Elmer A. Jasper	'49-50	John I. Ingle	'66-67	Donald E. Arens	'83-84
* Raymond L. Girardot	'50-51	Edwin C. Van Valey	'67-68	Stephen F. Schwartz	'84-85
* George C. Sharp	'51-52	* Samuel S Patterson	'68-69	Herbert Schilder	'85-86
* F. Darl Ostrander	'52-53	* Warren J. Hedman	'69-70	Michael A. Heuer	'86-87
Laurence A. Lucas	'53-54	John F. Bucher	'70-71	Charles J. Cunningham	'87-88
* N. Weir Burkman	'54-55	Dudley H. Glick	'71-72	Joseph D. Maggio	'88-89
* Harry J. Healey	'55-56	I.B. Bender	'72-73	Gerald C. Dietz Sr	'89-90
John R. Pear	'56-57	Charles A. Scott Jr	'73-74	James C. McGraw	'90-91
* George C. Hare	'57-58	Alfred L. Frank	'74-75	Joseph I. Tenca	'91-92
George G. Stewart	'58-59	Robert A. Uchin	'75-76	Stuart B. Fountain	'92-93
* J. Henry Kaiser	'59-60	Frank B. Trice	'76-77	Eric J. Hovland	'93-94

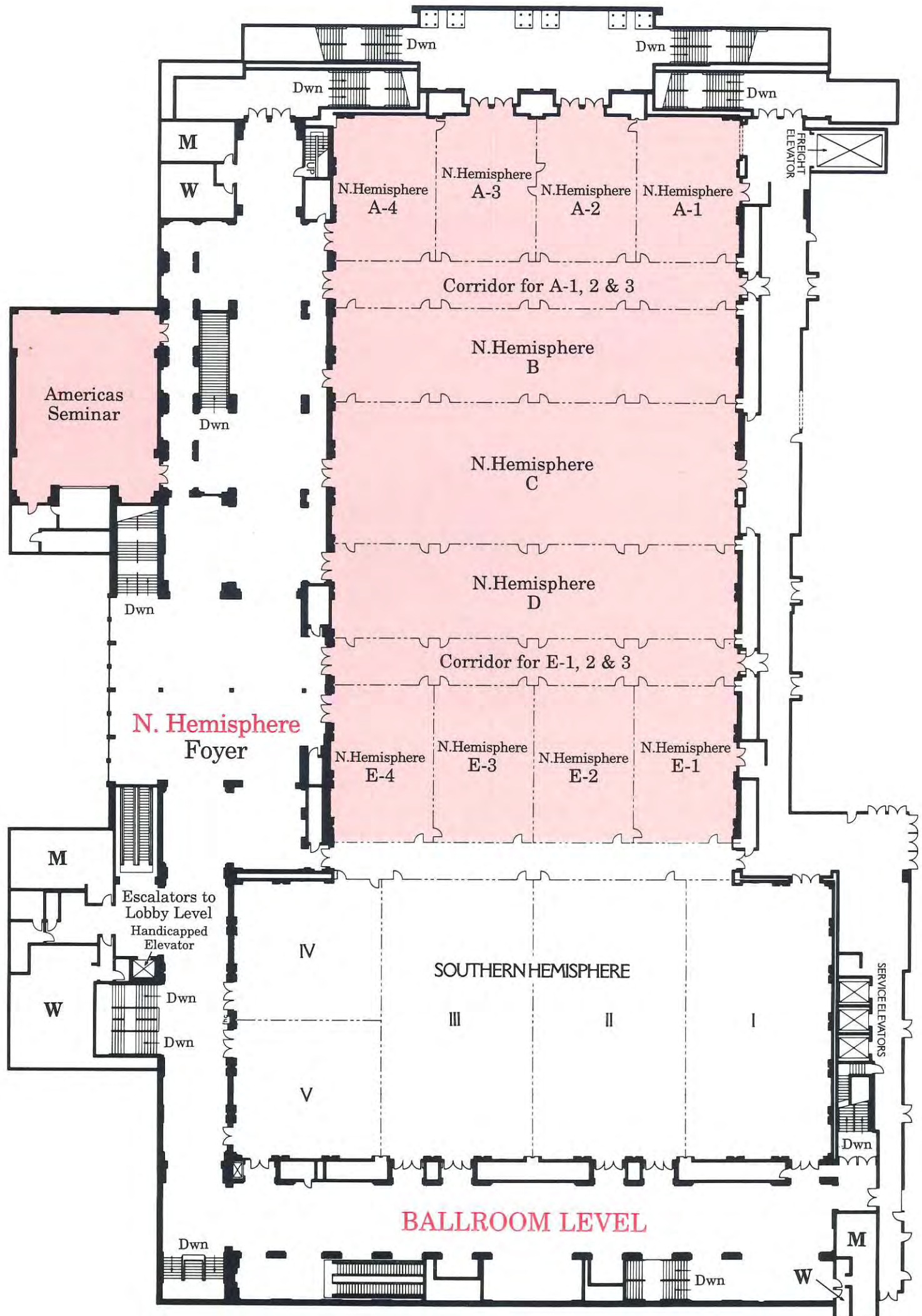
*Deceased



Participants

A	
Abbott, James A.	14
Abedi, Hamid R.	12
Ahmed, Khalid M.	9
Alibrandi, Pasquale	13
Anderson, Donald G.	17
Anderson, Ronald W.	4, 6, 14
Andreana, Sebastiano	11
Ang, Leslie C. H.	8
Antus, James J.	16
Arens, Donald E.	13
Arnold, Jimmy W.	12
Ashkenaz, Paul J.	8
Austin, B. Peter	15
Averbach, Robert E.	14
Azar, Sarina A.	16
B	
Bae, Kwang-Shik	18
Baek, Seung-Ho	12
Bakland, Leif K.	10
Baquero, Margarita	13
Barkhordar, Rahmat A.	18
Barrieshi, Kefah M.	15
Barss, Joseph T.	17
Barthel, Claudia R.	12
Bastings, Wendy J.	15
Battrum, Deborah E.	16
Baumgartner, J. Craig	12
Berry, Keith A.	9
Bittner, Howard K.	8
Blumenkranz, Uziel	11
Bogaerts, Patrick	19
Borelli, Paolo	13
Buerschen, Gregory H.	12
Bunczak-Reeh, Mary Ann J.	7
Burger, Carrie L.	16
Burns, Richard C.	6
C	
Cadle, Donald I. Jr.	8
Canby, Frederick L.	16
Carr, Gary B.	19
Carr, Gilman W.	16
Castellucci, Arnaldo	10
Chalian, G. Garo	16
Chau, James Y.M.	17
Chen, Yea-Huey M.	13
Chivian, Noah	7
Chong, Bun S.	11
Chugal, Nadia	15
Chutich, Michael J.	15
Coggins, Randall A.	12
Cohen, Stephen	13
Coleman, Christopher L.	9
Cotti, Elisabetta	9
Creagh, Deborah K.	17
Cummings, G. Reed	12
Cunningham, Charles J.	7
Cunnington, Simon A.	11
D	
Deardorf, Kevin A.	13
DeDeus, Quintiliano D.	18
Dermody, John C.	15
DeWitt, Andrew M.	9
Dhillon, Mandeep S.	12
DiAndreth, Matthew D.	16
Dietz, Gerald C. Sr.	13, 17
Dorn, Samuel O.	10
Douthitt, James C.	17
Dow, James R.	17
Dugoni, Arthur A.	15
Dummer, Paul M. H.	15
Dumsha, Thom C.	11, 17
Dunbar, Daniel A.	12
Dwan, Jeffrey J.	9
E	
Ehrich, Daniel G.	17
El-Tagouri, Hesham M.	8
Ellison, Robert L.	10, 18
Erickson, Ty E.	9
Etamad-Moghadam, Ali A.	17
F	
Fabre, David D.	17
Fagundes, David K.	16
Farah, Constantine	11
Ferrillo, Patrick J. Jr.	14
Fouad, Ashraf F.	12, 18
Friedman, Shimon	9
Fuss, Zvi	13
G	
Gambill, James M.	9
Gartner, Arnold H.	13
Gelman, Richard	17
Gillespie, Ray C.	17
Gittess, Robert A.	17
Glickman, Gerald N.	4, 7, 10
Golub, Lawrence H.	4
Goodell, Gary G.	17
Goodis, Harold E.	10, 18
Goodreau, Wanda	16
Gremillion, Henry A.	15
Gutmann, James L.	19
H	
Hargreaves, Kenneth M.	7
Harn, Wei-Meei V.	13
Hata, Gin-ichiro	12
Hauser, Mark J.	16
Heuer, Michael A.	14
Holland, Graham R.	18
Hovland, Eric J.	14
Huang, Shiang-Chih	16
Hurt, David J.	16
I	
Ida, Rodney D.	17
J	
Jeansonne, Billie G.	9
Johnson, William T.	10
Jung, Seung	12
K	
Kang, Yung-Ming	16
Kanter, Keith G.	4
Karapanou, Virginia	16
Kazemi, Reza B.	7
Keiser, Karl	17
Khademi, John A.	10, 18
Kim, Sung-Kyo	18
Kim, Syngcuk	11
Kimbrough, W. Frank	11
King, Kevin T.	4
Kobayashi, Chihiro	13
Komorowski, Richard C.	8
Korthals, Gordon D.	16
Krasner, Paul R.	6
Krell, Keith V.	7
L	
Laghios, Constantinos	17
Law, Alan S.	16
Layton, Carol A.	12
Lazzara, Richard J.	9
Leonard, James E.	17
Levin, Martin D.	8, 17
Liebenberg, W.H.	14
Lin, Jarshen	9
Luebke, Neill H.	7
Lyon, Roberta	20
M	
Machtou, Pierre	18
Madison, Sandra	10, 11
Malueg, Leslie A.	16
Mancia, Paul R.	18
Marderosian, Jeffery C.	12
McDonald, Neville J.	4
McGinty, Diane T.	17
McInerney, Stephen T.	16
McKendry, Douglas J.	9
McKenzie, Clayton D.	18
McManus, Timothy J.	16
McNeill, Charles III	8
Mehlhoff, David S.	12
Meier, Allen W.	9
Michanowicz, Andrew E.	19
Miller, Donald A.	10
Mohorn, Steven G.	12, 16
Moiseiwitsch, Julian R.D.	8
Moore, Richard E.	17
Mork, Thomas O.	8
Munce, C. John	14
Murgel, Carlos A.F.	11
Murphy, Peter M.	17
Murphy, Richard A.	4
Myers, Kurt W.	17
N	
Namerow, Kenneth N.	17
Nguyen, Le Y.T.	17
Nielson, Bonnie	20
Noblett, W. Craig	17
Noghreian, Ramin	12
O	
Olmsted, John S.	19
Orstavik, Dag S.	11
P	
Paredes, Patricia	12
Parsons, Michael D.	9
Paulk, Beverly	4
Paulk, Glenn L.	4
Peikoff, Marshall D.	4, 19
Penberthy, Timothy W.	16
Perez, Myriam J.	13
Peters, Scott B.	16
Pileggi, Roberta	12, 15
Poulsen, William B.	16
Propper, Terry L.	17
Pruett, John P.	9
R	
Radman, W. Paul	9
Randall, James M.	16
Rankow, Henry J.	6
Rastegar, G. R.	16
Rauschenberger, Cindy R.	18
Reader, Alfred W.	18
Replogle, Karan J.	12
Ricks-Williamson, Linda	13
Rivera, Eric M.	18
Rizzuto, Bart M.	16
Roig-Greene, Jose L.	19
Roskelley, Chad	13
Rossmann, Louis E.	8, 10
Rowan, Matthew B.	7
Rubin, Kevin A.	16
Rubinstein, Richard A.	14, 19
Rusch-Behrend, Gary D.	17
S	
Safavi, Kamran E.	18
Sakkal, Salam	8
Salazar, Marco A.	13
Samyn, Jeffrey A.	7
Sarram, Shahrzad	16
Schallhorn, Robert G.	6
Schilder, Herbert	19
Schultz, Todd M.	16
Schwartz, Stephen F.	7
Schwartz, W. Theodore II	4
Shoha, Steven D.	17
Shugars, Eric T.	17
Shuler, Scott E.	11
Sigurdsson, Asgeir	13
Silvaggio, Joseph A. III	18
Skidmore, A. Eddy	10
Skoner, John R.	11
Smith, Bruce C.	17
Sonntag, Keith D.	16
Spolnik, Kenneth J.	8
Stanek, Andrew H.	16
Steiman, H. Robert	4, 15
Stuparitz, John E.	16
Suchina, John A.	13
Sunderman, Eric J.	4
Svec, Timothy A.	13
T	
Taylor, Jay K.	16
Teplitsky, Paul E.	9
Tittle, Kenneth W.	12
Toda, Tadao T.	13
Torabinejad, Mahmoud	13
Torneck, Calvin D.	10
Trope, Martin	7, 11, 17
Tsukuboshi, Mitsuhiro	10
Tyler, Lisa W.	8
U	
Uemura, Manabu	13
Unsell, Mickey L.	17
V	
Van Hassel, Henry J.	14
Van Mierlo, Bradley L.	12
VanGheluwe, Judy K.	16
Vignoletti, Gianfranco	18
Villalobos, Ricardo L.	11
W	
Wallace, James A.	11
Walton, Richard E.	7
Weeks, Stephen M.	12
Weiss, Leon A.	8
Welch, John D.	12
Weller, R. Norman	11
White, Robert R.	9
Witherspoon, David E.	16
Wittmer, Sean L.	16
Y	
Yang, Shue-Fen	9
Yoshioka, Takatomo	13
Z	
Zakariasen, Kenneth L.	14
Zerr, Marvin A.	16
Zuolo, Mario L.	7
Zuroff, Michael	12







ORLANDO

Thank you for attending the 52nd AAE Annual Session. We hope you learned many ways to sustain the standard of care through the coming year, and we look forward to seeing y'all again at the Anatole Hotel in Dallas for the 53rd AAE Annual Session, April 24-28, 1996.