

**American Association of Endodontists
54th Annual Session**



Response And Responsibility



Table of Contents

AAE Board of Directors	2
Annual Session Committee	2
General Information	3
Continuing Education Course.....	4
Program	
Wednesday	5
Thursday	5-10
Friday	10-18
Saturday	19-21
Sunday	21
AAE Foundation	22
Board and Committee Meetings	22
Tours	22
Alumni, Affiliates, & Other Groups..	23
American Board of Endodontics	23
AAE Auxiliary	23
Exhibitors	24-25
Award Recipients	26
Past Presidents	26
Participants	27
Topical Index	28-29
Maps	30-32

The statements and opinions expressed at the Annual Session are solely those of the individual speakers. Their statements and opinions do not reflect any endorsement by the American Association of Endodontists.



President's Welcome

Greetings to all who have reached the end of the yellow brick road and found the Emerald City—Seattle. I welcome all our members including international members and guests to the 54th Annual Session of the American Association of Endodontists!

The “Can you top this?” tradition continues as the annual session travels to the most spectacular site in the Pacific Northwest.

Browse through the pages of the program and plan your days and evenings. Don't miss the high-tech educational opportunities, the sensational sights, and the tantalizing tastes of this remarkable meeting.

As you greet old friends, make new ones, and hurry from venue to venue, take a moment or two, as I will, to express your gratitude. Thank Kevin King, general chair; Kirk Coury, program chair; and Ken Spolnik, limited attendance chair, for their excellent planning. Thank Jim McGraw, Neil Bryant, and Maureen Swift for preparing Seattle for our meeting and preparing us for a great cultural, historical, and gustatory experience. Thank the AAE staff for all of their organizational efforts. Thank all those who make life easy for us during the meeting.

Education in an entertaining, enjoyable, beautiful setting is our goal. Seattle is this year's OZ. Take advantage of all the wizardry offered—and when the week has ended, return home with an abundance of useful information and many pleasant memories.

Jerome V. Pisano, DDS, MS
President



AAE Board of Directors 1996-97



Jerome V. Pisano
President



Denis E. Simon III
President-elect



Carl W. Newton
Vice President



Harmon R. Katz
Treasurer



Philip W. Cohen
Immed. Past President



Jeffrey W. Hutter
Secretary



Henry J. Van Hassel
Editor



Irma S. Kudo
Executive Director

District I Directors



Gary R. Hartwell
1997



Roger R. Lacoste
1999

District II Directors



Kenneth N. Namerow
1998



Stanley J. Einbender
1999

District III Directors



Thomas E. Harvey
1997



William G. Schindler
1998

District IV Directors



Christopher S. Wenckus
1997



Eva C. Dahl
1998

District V Directors



David E. Stamos
1998



Jeffrey Hoover
1999

District VI Directors



Gary S. Yonemoto
1997



Mahmoud Torabinejad
1999

Annual Session Committee



Kevin T. King
General Chair



Kirk A. Coury
Program Chair



James C. McGraw
Local Committee Co-Chair



Neil W. Bryant
Local Committee Co-Chair

Program

Continuing Education Ronald W. Anderson
 Limited Attendance Sessions Kenneth J. Spolnik
 Oral and Poster Research Presentations Gerald N. Glickman
 Table Clinics Van T. Himel
 Exhibits Letty Catrambone

General Arrangements

Hospitality Maureen L. Swift
 Hosts Matthew A. Mandel
 Monitors Co-Chair Don H. Pratten
 Monitors Co-Chair Charles A. Backman
 Signs Gary A. Backlund
 AAE Auxillary Liaison Sarma Davidson



General Information

Please note: Unless otherwise indicated, ALL EVENTS will be held in the Washington State Convention & Trade Center.



AAE Headquarters Office

Room 601

AAE staff manages the office from 7 am-6 pm, Tuesday through Saturday.



Registration

Level 4 Lobby Atrium

Tuesday, May 6	3-8 pm
Wednesday, May 7	7 am-8 pm
Thursday, May 8	7 am-5 pm
Friday, May 9	8 am-5 pm

Registration fees include the following:

AAE member (excluding student members)

Wednesday	Welcome Reception
Thursday	Opening Session Breakfast, all sessions and exhibits
Friday	Continental breakfast, Award Luncheon, all sessions and exhibits
Saturday	Continental breakfast, Coolidge Luncheon, one voucher to the President's Dinner Dance, all sessions and exhibits
Sunday	Farewell breakfast

AAE student member Welcome Reception, all sessions and exhibits

Non-member professional Welcome Reception, all sessions and exhibits
& non-member student

Dental assistant or office administrator All sessions, exhibits, and Friday and Saturday continental breakfast and luncheons


Spouse Welcome Reception, all sessions, and AAE Auxiliary membership

Children Welcome Reception



CE Certificates

A CE Certificate of Completion and instructions are included in your registration packet. Keep the original AAE CE Certificate of Completion in your files in case of audit. AAE is an ADA CERP recognized provider.

Tape Recording

Teach'em, Inc. will record many of the sessions presented and also videotape Scientific Sessions II, IV, and VI. The audio and video cassettes are available for purchase in the Level 6 Lobby of the Convention Center. Other audio or video taping is allowed only with the permission of the speaker.



Speaker AV Ready Room

Room 613

Program participants are encouraged to review their audiovisual materials in the speaker ready room prior to their presentations to avoid possible equipment problems.



Badges

Badges must be worn at all official AAE functions.



Exhibits

Exhibit Hall

Please stop by, place your orders, and say thanks to the exhibitors who help defray annual session costs. Badges must be worn in the Exhibit Hall. Complimentary coffee service will be provided on Thursday, Friday, and Saturday in the Exhibit Hall. Continental breakfast will be provided on Friday and Saturday. Exhibit hours are scheduled as follows:

Thursday, May 8	10 am-6 pm
Friday, May 9	8 am-5 pm
Saturday, May 10	8 am-1 pm



Smoking Policy

For the comfort and health of all attendees, smoking is not permitted at any AAE function. This includes all scientific and general interest sessions, breakfasts, luncheons, receptions, exhibits, and the dinner dance.



Attire

Business casual clothing is recommended for daytime wear. For evening, dress slacks, skirts, and casual dresses are appropriate. Some restaurants require jackets and ties. Black tie is optional at the President's Dinner Dance.



Web Site Demonstration

The AAE Information Booth, located in the exhibit hall, will display the AAE web site. There will also be information sessions about connecting to and using the Internet. If you have not had a chance to see the site and are interested in going online, don't miss this opportunity.



President's Dinner Dance

Purchase of a voucher does not guarantee seating. To reserve seats for the President's Dinner Dance, exchange your voucher for a banquet ticket at the AAE Registration Desk before 5 pm on Thursday. If you wish to have group seating, you must present a voucher for each person in your group; all vouchers must be presented at the same time. **This year, each table seats ten people**, and seats are reserved on a first come, first served basis. No exceptions will be made. There will be tables reserved for singles (without significant others). Continuous bus service from the Sheraton, Cavanaugh, Crowne Plaza, Paramount, Plaza Park, and Roosevelt hotels to the Washington State Convention and Trade Center will begin at 6:15 pm. The last bus from the convention center to the hotels will depart at midnight.



Commemorative Tote Bags

You may be one of five lucky winners of free registration for the 1998 Annual Session in New York! You will receive a voucher for a free tote bag commemorating the 54th AAE Annual Session with your registration packet. Bring your voucher to the AAE Information Center in the Exhibit Hall to receive your complimentary tote bag and see if you're a winner.



Endodontic retreatment: The clinician's perspective

Continuing Education Course

Wednesday, May 7, 8:30 am–4:45 pm (by ticket only—no on-site registration)

Grand Ballroom E

Moderator: Ronald W. Anderson, DDS, MS, Houston

W
E
D
N
E
S
D
A
Y



Clifford J. Ruddle,
DDS
Santa Barbara, CA



Frank M. Spear,
DDS, MSD
Seattle



John D. West,
DDS, MSD
Tacoma, WA

The role of the endodontist is rapidly evolving. As we enter the 21st century, the benchmarks of practice excellence will be professional leadership, impeccable patient care, and consistently successful results. Today's clinicians are often challenged when performing endodontic retreatment, yet they are still committed to improving tomorrow's outcomes and creating a future that distinguishes them as indispensable players on the total dental team.

AAE members Drs. Cliff Ruddle and John West will illuminate the opportunities of retreatment and address:

- How time, energy, expense, and prognosis influence the choice of endodontic retreatment versus restorative alternatives.
- How to overcome financial, technical, and emotional barriers of retreatment.
- The latest techniques and technologies.

Dr. Frank Spear, a prosthodontist and internationally recognized speaker, will address the restorative considerations of retreatment. This endodontist/restorative team approach is vital to a successful result. Dr. Spear will address how the team decides when to retreat or to extract and place an implant or bridge, as well as how to select the best materials to maximize protection, function, and esthetics and prevent coronal microleakage.

This program, designed by clinicians for clinicians, is intended to enhance practice possibilities; personal, professional, and patient satisfaction; and profitability. Join us on this exciting journey to build the exceptional endodontic practice.

The educational objective of this course is to teach each clinician how to decide between endodontic retreatment or removal and to describe the principles, techniques, and technologies selected to perform nonsurgical retreatment, surgical retreatment, and restorative excellence. At the conclusion, participants should be able to:

- Appreciate the interrelationships between root canal systems, portals of exit, and lesions of endodontic origin.
- Recognize the etiology of endodontic failure and select the appropriate treatment.
- Better perform the techniques required to manage all aspects of retreatment.
- Understand the steps to restoration predictability.
- Be inspired and challenged to achieve retreatment mastery.
- Create value, fun, and profitability.

Course Schedule

7–8 am	Continental Breakfast (Grand Ballroom C)
8:30–10:00 am	Program (Grand Ballroom E)
10–10:30 am	Morning Break
10:30 am–12 noon	Program
12 noon–1 pm	Lunch (Grand Ballroom C)
1–3:15 pm	Program
3:15–3:45 pm	Afternoon Break
3:45–4:45 pm	Program



Program

Please note: Unless otherwise indicated, ALL EVENTS will be held in the Washington State Convention & Trade Center.

WEDNESDAY, MAY 7

Welcome Reception

Postcards from Seattle
Grand Ballroom

7-9 pm

(by ticket only)

Discover Seattle's attractions via "Postcards from Seattle," and enjoy its wonderful cuisine with friends, family and colleagues at the Welcome Reception. Casual attire is appropriate.

THURSDAY AM, MAY 8

Opening Session Breakfast

Grand Ballroom A

8-10 am

(by ticket only)



Keynote: Jerome V. Pisano, DDS, MS

President, American Association of Endodontists

Exhibits

Exhibit Hall

10 am-6 pm

District Caucuses

10-10:45 am

District I

CT, DC, ME, MD, MA, PA, PR, RI, VT, VA
Room 304

District II*

NJ, NY
Room 308

District III*

FL, GA, NC, SC, Public Health, Air Force, Army, Navy, Veterans Adm.
Room 306

District IV*

IL, IN, KY, MI, OH, TN, WV, WI
Room 305

District V*

AL, AZ, AR, CO, IA, KS, LA, MN, MS, MO, MT, NE, NM, OK, TX, UT
Room 307

District VI

AK, CA, HI, OR, WA
Room 310

*These districts will nominate candidates to represent their districts on the Board of Directors for a three-year term beginning May 1998.

Affiliate Leadership Conference

Room 303

10:45 am-12 noon

AAE affiliate officers and AAE committee chairs are invited to attend this briefing on current AAE issues and activities.

Scientific Session I

Room 612

Moderator: Robert J. Rosenberg, DDS, DSCD
Greenbrae, CA



11 am-12:30 pm

Removal of canal obstructions and retreatodontics

Bradley H. Gettleman, DDS, MS
Glendale, AZ

This lecture will review the removal of canal obstructions, including radicular posts and core buildups, separated instruments, silver points, and obturating materials. At conclusion, participants should be able to:

- Describe an overview of armamentarium developed for retreatment.
- Describe the efficient and safe removal of intracanal objects, leaving a predictably restorable tooth.
- Describe considerations for nonsurgical versus surgical treatment.
- Describe the advantages of using a microscope for retreatment.

Dinner Dance Voucher Exchange

Gather your friends and exchange your seating vouchers for dinner tickets for the President's Dinner Dance no later than 5 pm, Thursday, May 8. **This year, each table seats ten people**, so make arrangements early to enjoy this enchanting evening of sumptuous food, dancing, and splendor. *Continuous shuttle busses for the Dinner Dance only will be available starting at 6:15 pm. For more details, see page three.*

General Interest Session I

Room 608

Moderator: Gerald C. Dietz Sr., DDS
Bloomfield Hills, MI

11 am-12:30 pm



John A. Khademi



Martin D. Levin

Creating and marketing the virtual endodontic office: Digital microvideography, digital radiography, and management systems

John A. Khademi, DDS, MS
San Leandro, CA*
Martin D. Levin, DMD
Chevy Chase, MD*

Year-over-year decreases in the price of new technology coupled with the improved connectivity of computers, the Internet, digital imaging systems, microscopes, and scanners are allowing for more cost effective solutions to our computing needs. Since technological leadership has been shown to be an important influence on both referral patterns and patient perceptions of endodontic therapy, the stage is now set for a vast change in clinical and administrative practice.

This multimedia presentation will highlight advances in endodontic technology that will provide you with an understanding of what is available right now for your practice, insights on things to come, and marketing ideas to enhance referrals.

*Speaker serves as a consultant and/or has a commercial interest in subject matter.



Commemorative Tote Bag

Exchange your tote bag voucher at the AAE Information Booth in the Exhibit Hall during exhibit hours to pick up your complimentary tote bag.

W
E
D
N
E
S
D
A
Y

T
H
U
R
S
D
A
Y



Program, continued

General Interest Session II

Room 616

Moderator: Jack A. Weichman, DDS
Pacific Palisades, CA



11 am-12:30 pm

Legal aspects of dentistry and risk prevention skills

Bruce H. Seidberg, DDS, MScD, JD
Syracuse, NY*

Recommendations will be made for endodontists to incorporate risk prevention skill concepts into their practices, to alleviate perceived patient injury, to control patient satisfaction, and to be cognizant of liability problems. Legal aspects of dentistry that relate to malpractice, negligence, standard of care, and patient communication will be reviewed. Focus areas of the patient/doctor relationship, informed consent, and documentation will be discussed. Conclusions will include summaries of various dental legal cases.

This session is recommended for the new endodontist by the Membership Services Committee.

*Speaker serves as a consultant and/or has a commercial interest in subject matter. This session will not be taped.

Practitioners' Platform

Room 604

Moderator: James L. Gutmann, DDS, Dallas

11 am-12:30 pm

A forum for the discussion of unusual cases, diagnostic and treatment tips, patient management techniques, and endodontic problem-solving will be presented by a group of AAE members and colleagues. Case presentation format will encourage dialogue, challenges, and participation from the audience.

11 am

Complicated crown fracture of an unerupted permanent incisor

Paul V. Abbott, MDS, Balwyn, Australia

11:15 am

Labial and palatal 'talon cusps' on the same tooth

Paul V. Abbott, MDS, Balwyn, Australia

11:30 am

Retreatment via root-end

Hesham M. El-Tagouri, DMD, MDS, Snyder, NY

11:45 am

Periapical chronic abscess of the first right upper molar with an involvement of maxillary sinus and retroocular region

Eduardo A. Ventura, DDS, Mexico City, Mexico

12 noon

The replantation of a knocked out tooth

Ricardo Caicedo, DDS, Santa Fe de Bogota, Colombia

12:15 pm

Closing remarks

James L. Gutmann, DDS

Oral Research Presentations I

Endodontist Section

Room 602

Moderator: Harold E. Goodis, DDS, San Francisco

11 am

Substance P induced vasodilation may depend on c-GMP levels

Yeung-Yi Hsu, BDS, MS (presenter), R. Wong, S. Simchon, B. Karabucak, & S. Kim, Univ. of Pennsylvania

11:15 am

Presence of nerve growth factor and trk A in human periapical lesions

Walter R. Bowles, DDS, MS (presenter), & K.M. Hargreaves, Univ. of Minnesota

11:30 am

*SDS-PAGE and PCR for differentiation of *Prevotella intermedia* and *P. nigrescens**

Kwang Shik Bae, DDS, PhD (presenter), J.C. Baumgartner, T.R. Shearer, T. Xia, & L.L. David, Oregon Health Sciences Univ.

11:45 am

The effects of superoxide radical scavenging on rat pulpitis

Kirk R. Baumgardner, DDS, PhD (presenter), Univ. of Michigan

12 noon

Prostaglandin-bradykinin stimulated release of iCGRP in bovine dental pulp

Harold E. Goodis, DDS (presenter), W.R. Bowles, & K.M. Hargreaves, Univ. of California & Univ. of Minnesota

12:15 pm

Analysis of the phosphorus content of dentin along the human root tooth

Konstantinos Verdelis, DDS (presenter), J.T. Wright, K. Hall, S. Yamauchi, M. Trope, & M. Yamauchi, Univ. of North Carolina

Oral Research Presentations II

Graduate Student Section

Room 603

Moderator: Timothy A. Svec, DDS
Houston

11 am

Corrosion in stainless steel and nickel titanium files

Orsure W. Stokes, DMD (presenter), P.M. DiFiore, J.T. Barss, J.L. Gilbert, & E.P. Lautenschlager, Northwestern Univ.

11:15 am

In vitro biocompatibility analysis of boron-implanted nickel titanium

Trang (Jan) B. Nguyen, DDS (presenter), T. Serene & G.T.J. Huang, Univ. of California Los Angeles

11:30 am

Effect of sterilization on cyclic fatigue of NiTi instruments

Samuel B. Mize, DDS (presenter), D.J. Clement, D.L. Carnes Jr., & J.P. Pruett, Univ. of Texas at San Antonio

11:45 am

SEM study of different irrigating solutions on dentinal walls after NiTi rotary instrumentation

Bekir Karabucak, DDS (presenter), R. Wong, C. Pypen, R. Weber, & S. Kim, Univ. of Pennsylvania and Univ. of Vienna, Austria

12 noon

Comparison of apically extruded debris amounts using handpiece-driven NiTi instruments

Robin E. Hinrichs, DDS (presenter), W.A. Walker III, & W.G. Schindler, Wilford Hall USAF Medical Center & Univ. of Texas at San Antonio

12:15 pm

Intracanal bacterial reduction with nickel titanium rotary instrumentation

B. Clark Dalton, DMD (presenter), D. Orstavik, & M. Trope, Univ. of North Carolina

Limited Attendance Sessions

Limited seating. NO standing permitted.

LAS 1—Room 615

11 am–12:30 pm

Endoscope: An endodontic application

Steven A. Held, DDS, *State College, PA*
Yi How Kao, MD, *State College, PA*

The endoscope has revolutionized surgical procedures in most medical surgical specialties. An overview of the endoscope and its application to nonsurgical and surgical endodontic procedures will be discussed. A review of the maxillary sinus and endodontic endoscopic sinus surgery will also be presented.

LAS 2—Room 618

11 am–12:30 pm

Estate planning: Unless you plan the distribution of your estate, the government will

Larry Hogan, *Seattle**

This workshop will discuss planning techniques for immediate implementation to minimize taxation, provide for surviving family, and allow giving to your favorite charities.

**Speaker serves as a consultant and/or has a commercial interest in subject matter.*

LAS 3—Room 619

11 am–12:30 pm

The maxillary sinus: Its implications in conventional and surgical endodontic procedures

Gerald W. Harrington, DDS, MSD
Seattle

Radiographic observations of diagnostic value will be presented, including projection effect, sinus recesses, mucositis, periostitis, and mucous retention cysts. Clinical implications of these observations as they relate to diagnosis, conventional root canal treatment, and surgical approaches to the maxillary sinus will be discussed.

This session will not be taped.

Taping

Audio and video taping are allowed only with permission of the speaker.

LAS 4—Room 620

11 am–12:30 pm

Hemostasis in periradicular surgery

David E. Witherspoon, BDS, MS
Dallas

Modern endodontic surgical procedures demand the need for hemorrhage control and surgical visibility. This session will review all parameters involved in achieving adequate hemostasis during periradicular surgery, including biological basis of hemostasis, flap design, tissue reflection, local anesthesia, and the use of adjunctive hemostatic agents.

 **THURSDAY PM, MAY 8**

American Board of Endodontics

Louis I. Grossman Memorial Luncheon

Grand Ballroom B

12:30–1:45 pm

(by ticket only)

Moderator: Sandra Madison, DDS,
MS, *Asheville, NC*



The opportunity for learning never ends

Lars Hollender, DDS, DScD, *Seattle*

Dinner Dance Voucher Exchange

Gather your friends and exchange your seating vouchers for dinner tickets for the President's Dinner Dance no later than 5 pm, Thursday, May 8. **This year, each table seats ten people**, so make arrangements early to enjoy this enchanting evening of sumptuous food, dancing, and splendor.

Visit the Exhibits

Be sure to stop by the Exhibit Hall, place your orders, and say thanks to the exhibitors who help defray annual session costs.

Scientific Session II

Room 608

Moderator: Paul J. Ashkenaz, DDS
Chicago



2–4 pm

Microsurgical armamentarium: Development and application

Richard A. Rubinstein, DDS, MS
Farmington Hills, MI

Understand the evolution and function of the various instruments, materials, and devices currently being used in endodontic microsurgery. At conclusion, participants should be able to:

- Identify and describe the function of different instruments, materials, and devices used in different stages of microsurgery.
- Select specific instruments, materials, and devices to accomplish predictably favorable surgical treatment outcomes.
- Understand the criteria and techniques for properly mixing SuperEBA cement in varying conditions for use as a root-end filling material.



4–5 pm

Mechanisms of healing following periradicular surgery

John W. Harrison, DMD, MS, *Dallas*

The sequential healing events that lead to complete and rapid wound healing following periradicular surgery will be discussed. At conclusion, participants should be able to:

- Describe the varied responses of the soft and hard tissues to surgical wounding.
- Understand the mechanisms responsible for repair of cancellous and cortical bone, and for reformation of an apical attachment apparatus associated with the resected root end.

This session will be videotaped.



Scientific Session III

Room 612

Moderator: Richard E. Walton, DMD, MS, Iowa City, IA



2-5 pm
Inflammation: Practical applications in endodontics

Mahmoud Torabinejad, DMD, MSD, PhD, Loma Linda, CA

Endodontists should have fundamental knowledge of the role of inflammation in pulpal and periradicular pathosis and its effects on symptoms, pathologic mechanisms, and the healing process. At conclusion, participants should be able to:

- Describe causes and types of inflammation and inflammation mediators.
Understand the role of inflammatory mediators in pathological changes in pulpal and periradicular pathosis.
Describe pain control during endodontic emergencies.
Understand healing following vital pulp therapy, nonsurgical treatment, and surgical treatment.

Smoking Policy

For the comfort and health of all attendees, smoking is not permitted at any AAE function. This includes all scientific and general interest sessions, breakfasts, luncheons, receptions, exhibits, and the dinner dance.

Can't find what you're looking for?

Refer to the topical index

on pages 28-29.

College of Diplomates

Room 604

Moderator: Stuart B. Fountain, DDS, MSC Greensboro, NC

2-5 pm

Calling all diplomates - Pass it on

- Leif K. Bakland, DDS Loma Linda, CA
Albert C. Goerig, DDS, MS Olympia, WA
M. Lamar Hicks, DDS, MS Silver Spring, MD
Thomas O. Mork, DDS Herndon, VA
Martha E. Proctor, DDS Chicago
Eric M. Rivera, DDS, MS Iowa City, IA
Louis E. Rossman, DMD Philadelphia

This session will provide training for diplomates to become qualified and calibrated mentors for candidates for the current Board Examinations of the American Board of Endodontics. A mentoring manual will be distributed and discussed. The manual contains guidelines to assist those taking the written or oral exam, as well as those preparing their case portfolios. In addition, there will be a status report and business meeting of the College of Diplomates. All members and prospective members of the College are urged to attend.

Limited Attendance Sessions

Limited seating. NO standing permitted.

LAS 5 - Room 615

2-3:15 pm

Factors influencing prognosis of root canal treatment

Louis M. Lin, DMD, PhD, Newark, NJ

Recent studies indicate that persistent infection in the root canal or periapical area of endodontically treated teeth is the important cause of periapical inflammation. This presentation will critically review the factors commonly attributing to endodontic failures.

LAS 6 - Room 616

2-3:15 pm

Meet the challenge of retreatment using the operating microscope

Bertrand G. Khayat, DDS, MSD Paris

In a very short period of time, the use of the operating microscope has become part of the routine of endodontic practice. This has dramatically enhanced the performance of our treatment and enabled us to retreat cases that were impossible in the past. Locating canals, repairing perforations, and removing broken instruments will become reliable procedures.

LAS 7 - Room 618

2-3:15 pm

How and why we do what we do

Duane E. Compton, DDS Longboat Key, FL*
James R. Miller, MBA, MA, CFC Geneva, IL

Each of us has a natural talent, an instinctive method of operation that enables us to be productive. This presentation identifies instinctive strengths or natural talents. The system presented will assist you in indexing how people take action, forecasting and improving work group results, screening job candidates, assessing career options, and realizing a part of your spousal relationship.

*Speaker serves as a consultant and/or has a commercial interest in subject matter.

LAS 8 - Room 619

2-3:15 pm

Nonodontogenic toothache

George A. Zurkow, DDS Wilmington, DE

Diseases and syndromes that cause nonodontogenic toothache are the subject of the presentation. This knowledge will assist the endodontist in treatment or referral to the appropriate specialist without delay.

Badges

Badges must be worn at all official AAE functions.

LAS 9—Room 620

2-3:15 pm

Critical assessment of contemporary root-end filling materials

James C. Douthitt, DDS, MS
Amarillo, TX

James L. Gutmann, DDS, Dallas

Historically, a variety of root-end filling materials have been used. In the past 5-10 years, a new group of restorative materials has been suggested to fill the surgical root-end preparation. This presentation will compare clinical, radiographic, and histologic findings from many of the advocated materials.

Oral Research Presentations III

Endodontist Section

Room 602

Moderator: Donald A. Miller, DDS,
MS, Glen Ellyn, IL

2 pm

Relationship between design features of endodontic instruments and cutting efficiency

Edgar Schaefer, DMD (presenter), Univ. of Muenster, Germany

2:15 pm

Root canal centers displaced after step-back and lightspeed preparations

Fred Barbakow, BDS, MSc (presenter),
I. Portenier, & F. Lutz, Univ. of Zurich,
Switzerland

2:30 pm

Effect of apical patency on the apical seal of obturated canals

Abdullah Seif, DMD (presenter),
M. Mousavi, & K. Hamedzadeh, Mashad
Univ., Iran

2:45 pm

In vivo model for efficacy assessment of root fillings

Shimon Friedman, DMD (presenter),
C.D. Torneck, R. Komorowski,
Z. Ouzounian, P. Syrtash, & A. Kaufman,
Univ. of Toronto, Canada

3 pm

The sealing ability of Sealapex and Apexit

Martha Siragusa, DDS, DMD (pre-
senter), G. Racciatti, & P. Spoleti,
National Univ. of Rosario, Argentina

3:15 pm

Relationship between apical leakage and clinical success of root fillings

Paul V. Abbott, MDS (presenter), & C.M. Oliver, Univ. of Melbourne & Univ. of Western Australia, Australia

3:30 pm

Effect of a base on coronal endotoxin leakage of endodontically treated teeth

Jacinta M. Menezes, DDS, MDS (pre-
senter), L. Lin, New Jersey Dental
School

3:45 pm

In vitro bacterial penetration through provisory restorative materials in endodontically treated teeth

Noboru Imura, DDS (presenter), S.M. Otani, M.L. Zuolo, M.J. Avila-Campos, & E.G. Jardim Jr., PAEO Institute & USP, Brazil

4 pm

Microleakage between endodontic temporary restorative materials placed at different intervals

Shue-Fen Yang, DDS, MS (presenter),
S.F. Pai, & K.H. Chung, Taipei Veterans
General Hospital & National Yang-Ming
Medical Univ., Taiwan

4:15 pm

Sealing ability of cured resin in the repair of furcation perforations

Sonia M. Otani, DDS (presenter),
N. Imura, M.L. Zuolo, G. Hata, & T. Toda,
PAEO Institute, Brazil & Osaka Dental
Univ., Japan

4:30 pm

Effect of bleaching agents on dental amalgam in vitro: A histochemical study

Ilan Rotstein, CD (presenter), C. Mor, & J.R. Arwaz, Hebrew Univ. Israel

4:45 pm

The depth of hemoglobin penetration into dentin

Linda Ricks-Williamson, DDS, MS
(presenter), & R.E. Walton, Univ. of
Iowa

Oral Research Presentations IV

Graduate Student Section
Room 603

Moderator: Mary T. Pettiette, DDS
Chapel Hill, NC

2 pm

A comparison of nickel titanium versus stainless steel spreaders in curved canals

Colleen C. Shull, DMD (presenter), R.J. Loushine, & L.A. West, US Army Dental Activity

2:15 pm

Toxic effects of dentin bonding agent components on human macrophages

Douglas R. Rakich, DDS, MA (pre-
senter), J.C. Wataha, C.A. Lefebvre, &
R.N. Weller, Medical College of Georgia

2:30 pm

Comparison of four electronic apex locators in determining canal length

Kevin T. Nii, DDS (presenter),
Y. Igarashi, Y.T. Jou, & S. Kim, Univ. of
Pennsylvania

2:45 pm

Do gutta-percha solvents affect the precision of apex locators

Blaine E. Mowrey, DMD (presenter),
P.M. DiFiore, W.C. Noblett, & E.P.
Lautenschlager, Northwestern Univ.

3 pm

Apical extent of rotary canal instrumentation with an apex locating handpiece in vitro

David A. Campbell, DDS (presenter),
H.Q. Nguyen, & S. Friedman, Univ. of
Toronto, Canada

3:15 pm

Comparison of measurement length as determined by conventional radiography and computed dental radiography

Jamie S. Gartenberg, DDS (presenter),
S.J. Tsoucaris, P.A. Rosenberg,
L. Schertzer, I.N. Quartararo, New York
Univ.

3:30 pm

Effect of lossy compression on DDI working length radiographs

Erich A. Dittmar, DDS (presenter),
J.J. Legan, C.E. Brown, & M. Analoui,
Indiana Univ.

continued on next page



Oral Research Presentations IV
continued

3:45 pm

The effect of canal instrumentation on s-shaped canals

Kevin M. O'Dea, DDS (presenter), M.M. Wang, T.A. Svec, J. Hoover, & M.R. Rieger, Univ. of Texas at Houston

4 pm

Retreatment of Thermafil obturated root canals with a new "System B" technique or solvent

James F. Wolcott, DDS (presenter), V.T. Himel, M.L. Hicks, Univ. of Tennessee, & Albert Einstein Medical Center

4:15 pm

Intraorifice sealing of gutta percha obturated root canals to prevent coronal microleakage

Donna M. Pisano, DDS (presenter), P.M. DiFiore, S. McClanahan, & J. Duncan, Northwestern Univ.

4:30 pm

Longitudinal fluid conductance study of two root-end filling materials

Jon D. Yatsushiro, DDS (presenter), J.C. Baumgartner, J.S. Tinkle, Oregon Health Sciences Univ.

4:45 pm

Determining PDL cell viability in Gatorade and milks of varying fat content

Orest M. Harkacz Sr., DDS (presenter), D.L. Carnes Jr., & W.A. Walker III, Wilford Hall USAF Medical Center & Univ. of Texas at San Antonio

Limited Attendance Sessions

Limited seating. NO standing permitted.

LAS 10—Room 615

3:30-5 pm

The endodontist as a witness

Jack A. Weichman, DDS, JD
Pacific Palisades, CA

With our litigious society, the endodontist is called on to testify both as a percipient witness and as an expert witness. Which are you? Will you be paid? By whom and how much?

LAS 11—Room 616

3:30-5 pm

Immediate core buildups: The rest of the seal

Denny W. Southard, DDS, MSD
Tulsa, OK

Coronal microleakage is the enemy—one of the major causes of endodontic failure. This presentation will review potential problems with the current standard of merely "temporizing" the coronal aspect of a tooth following endodontic treatment. A better approach is to place an immediate core at the time of the endodontic obturation.

LAS 12—Room 618

3:30-5 pm

Pulpal injury models in animals: Neuroinflammatory interactions and pain

Margaret R. Byers, PhD, Seattle

Experimental studies show that dental nerves have many chemical interactions with pulp that differ for normal, injured, or inflamed conditions. The inflammatory interactions contribute to hypersensitive dentin pain and the "hot" tooth syndrome.

LAS 13—Room 619

3:30-5 pm

Endodontic problem solving

Harris B. Levine, DDS, Lyndhurst, OH

Endodontic practices encounter increasing numbers of challenges, including calcifications, obstructions, retreatments, perforations, and resorptions. Successful management utilizing ultrasonics, barriers, microscopes, and 3-D clean, shape, and pack strategies will be presented.

LAS 14—Room 620

3:30-5 pm

Withdrawal, removal, retrieval of separated objects in root canals

Frederick H. Kahn, DDS, New York

New technologies enable the endodontist to remove separated objects from a root canal. The use of ultrasonic devices, the operating microscope, and a variety of commercially available kits will be discussed.



Continental Breakfast

Exhibit Hall

8-8:45 am

(by ticket only)

Exhibits

Exhibit Hall

8 am-5 pm

Scientific Session IV

Room 608

Moderator: Richard C. Burns, DDS
San Mateo, CA

9 am-12 noon



Syngcuk Kim



Gabriele Pecora

Advanced endodontic microsurgery

Syngcuk Kim, DDS, PhD
Philadelphia

Gabriele Pecora, MD, DDS, Rome

Basic and advanced microsurgical techniques for simple and complicated apical pathology with and without periodontal involvement will be presented. At conclusion, participants should be able to:

- Describe effective hemostasis and management of mental foramen and sinus during endodontic microsurgery.
- Describe the utility of the membrane barrier technique and calcium sulfate paste in endodontic surgery involving endodontic/periodontal communication.
- Describe the basic principles governing endodontic microsurgery and their scientific foundation.

This session will be videotaped.

Need a Break?

Complimentary coffee will be provided in the Exhibit Hall on Thursday and Friday at 10:30 am and 2:30 pm and on Saturday at 10:30 am.

THURSDAY

FRIDAY

New this year!

Special Interactive Session

Special Interactive Session

Grand Ballroom C

Moderator: John S. Olmsted, DDS, MS
Greensboro, NC

9 am-12 noon, 2-5 pm

Making choices in daily endodontic practice

James L. Gutmann, DDS, Dallas

Joseph D. Maggio, DDS, Oak Brook, IL

Join other endodontists for an exploration of the choices made in daily practice. The presenters will show a scenario in which the practitioner must make a decision. You will then give anonymous input from your seat via an electronic key pad. You will see immediate computer-tabulated results showing how others in the room would respond in the same situation. Discussion will continue with the opportunity to challenge choices made and provide direction. In this interactive learning environment,



James L. Gutmann



Joseph D. Maggio

you and your colleagues will explore contemporary philosophies of endodontic practice, learning from the presenters and each other, and improving your decision-making skills through shared experiences.

The session will be divided into morning and afternoon segments. The morning will feature emergencies, consultations, patient-doctor-staff interactions, working with referring colleagues, and more. The afternoon will focus on clinical decision making—diagnostic dilemmas, technical challenges, and assessment of treatment rendered.

This session will not be taped.

Only 500 keypads available for each session!

Come early! Key pads will be distributed only at the beginning of each session.

Latecomers are welcome to participate in the discussion. However, they will not receive electronic key pads, and their responses will not be included in the computer-tabulated responses shown on screen.

Scientific Session V

Room 612

Moderator: Leif K. Bakland, DDS
Loma Linda, CA

9 am-12 noon

Pulpal management of traumatic injuries and caries in developing teeth



Joe H. Camp, DDS, MSD
Charlotte, NC

Diagnosis and treatment of pulpal involvement occurring as a result of caries or trauma during tooth development will be discussed. At conclusion, participants should be able to:

- Better understand tooth formation and prevent treatment errors related to tooth development.
- Understand methods for conservative management of the pulp following trauma and caries in young teeth.
- Know differences in pulpal management of trauma and caries in incompletely and fully formed teeth.
- Have as their goal preservation of pulpal vitality until root formation is complete.

General Interest Session III

Room 610

Moderator: A. Scott Cohen, DDS
Concord, CA

9 am-12 noon

"Getting started" setting up your specialty practice



Sue Panak, Kinsman, OH

During this presentation various issues will be discussed: purchasing or establishing a private practice; developing and expanding a referral base; and relocating an established specialty practice. This course offers guidelines for steps to be taken to achieve a desired "getting started" task. The attendee will leave with insight on how to choose a location, establish a line of credit, staff the office, and purchase equipment.

This session is recommended for doctors and their staff.

Oral Research Presentations V

Graduate Student Section

Room 603

Moderator: Robert R. White, DMD
Boston

9 am

The effect of demineralization of resected root ends on cementogenesis
Hamid R. Abedi, BDS, LDS (presenter), M. Torabinejad, & P. McMillan, Loma Linda Univ.

9:15 am

Detection of a collagenase gene in P. gingivalis and P. endodontalis from endodontic infections
Lynnetta J. Odell, DMD (presenter), J.C. Baumgartner, T. Xia, & L.L. David, Oregon Health Sciences Univ.

9:30 am

Microleakage of endodontically treated teeth restored with posts
William S. Bachicha, DDS (presenter), P.M. DiFiore, D.A. Miller, E.P. Lautenschlager, & D.H. Pashley, Northwestern Univ.

9:45 am

Perforation repair comparing mineral trioxide aggregate and amalgam
Todd T. Nakata, DDS (presenter), K.S. Bae, & J.C. Baumgartner, Oregon Health Sciences Univ.

F
R
I
D
A
Y

continued on next page



Endodontic Educators' Forum

The AAE Foundation: Research and education

Room 604

Moderator: Billie G. Jeansonne, DDS, PhD, New Orleans
AAE Foundation Trustee

9-11 am

Endodontic educators are acutely aware of the political and economic forces that impact endodontics. Join colleagues to discuss the challenges educators are facing and to learn how the AAE Foundation endowment fund can strengthen education and enrich the specialty.

9 am

Expanding agendas

Herbert Schilder, DDS, Boston
AAE Foundation President

The AAE Foundation has had overwhelming success in recent years in fundraising and in establishing an endowment fund. This success has allowed the Foundation to maintain an exciting level of support of increasingly sophisticated research proposals.

9:15 am

Research: Priorities for endodontics

Gerald N. Glickman, DDS, MS
Ann Arbor, MI
Research and Scientific Affairs
Committee Chair

The Foundation depends upon the Research and Scientific Affairs Committee to collect, evaluate, and rank-order the research proposals submitted by graduate students, faculty, and practitioners. A significant component of the evaluation process is relevance to established research priorities.

9:30 am

Research proposals: Review and funding

Cindy R. Rauschenberger, DDS, MS
Oak Brook, IL
AAE Foundation Trustee and Liaison
to Research and Scientific Affairs
Committee

In addition to relevance to established priorities, each proposal is evaluated for scientific merit to determine a rank-order of priority. Appropriate levels of funding disbursement are decided by the AAE Foundation. These funds are distributed to the proposals in this rank-order until all funds are depleted. Discussion will also address the development of good research ideas and provision for assistance through constructive critiques to nonfunded applicants to improve chances for funding on subsequent applications.

9:45 am

The other mission: Endodontic education

Mahmoud Torabinejad, DMD, MSD,
PhD, Loma Linda, CA
AAE Director and Friends of the
Foundation Chair

As the endowment grows, the Foundation is investigating methods of further supporting its "other" mission: endodontic education. Support of research is indirect support of education and is an effective means of promoting endodontics in the academic environment.

10-11 am

Open Discussion

The Foundation's challenge is to use limited resources in the most effective manner. An open discussion will follow the presentations for participants to comment on the forum's theme.

Oral Research Presentations V

continued

10 am

The protective role of activated lymphocytes in lesions of endodontic origin

Armando R. Mejia, DMD (presenter),
R. Teles, P. Stashenko, H. Schilder, &
D. Graves, Boston Univ.

10:15 am

Endotoxin leakage of four root end filling materials

Hong-Ming Tang, DDS (presenter), S.G. Morrow, J.D. Kettering, &
M. Torabinejad, Loma Linda Univ.

10:30 am BREAK

10:45 am

Evaluation of a minimally traumatic trephination procedure on postoperative endodontic symptoms

Vicki M. Houck, DDS, MS (presenter),
A. Reader, R. Nist, M. Beck, & J. Weaver,
Ohio State Univ.

11 am

Comparison of three obturation techniques: An evaluation of root fracture resistance

Michael J. Apicella, DDS (presenter),
R.J. Loushine, L.A. West, & D.A. Runyan,
US Army Dental Activity

11:15 am

Surgical wound healing response to alkaline phosphatase and phosphophoryn

David E. Witherspoon, BDS, MS (presenter), & J.L. Gutmann, Baylor College of Dentistry

11:30 am

The effects of a resorbable membrane and hOP-1 on tissue healing following endodontic surgery

Hugh Maguire, DMD, MS (presenter),
M. Torabinejad, D. McKendry, P. McMillan, & J. Simon, Loma Linda Univ.

11:45 am

The supplemental intraosseous injection of 3% mepivacaine in irreversible pulpitis

Deron J. Reisman, DDS, MS (presenter),
A. Reader, R. Nist, M. Beck, & J. Weaver,
Ohio State Univ.

Insurance Questions?

Treloar and Heisel has been the endorsed administrator of insurance programs for the AAE for more than 17 years. Stop by their booth in the Level 6 Lobby.

Limited Attendance Sessions

Limited seating. NO standing permitted.

LAS 15—Room 615

9-10:15 am

The cast gold post and core revisited: An integral part of endodontic care

Manuel I. Weisman, DDS, Augusta, GA

Endodontic treatment is not an end in itself. Often a post and core must be made to supply artificial dentin for a crown. This presentation will illustrate a complete technique for an integrated cast gold post and core within the endodontic office environment with a thorough discussion of temporization. The results of a recent survey of post and core education in endodontic graduate programs will be displayed.

LAS 16—Room 616

9-10:15 am

Internal bleaching: From science to practice

Ilan Rotstein, CD, Jerusalem

Discoloration of anterior teeth is a cosmetic problem that can often be successfully corrected by bleaching. The successful outcome depends mainly on the etiology, correct diagnosis, and proper selection of bleaching technique. Internal bleaching has occasionally been associated with root resorption. This complication was reported in humans as well as in experimental animal studies. In this presentation, the etiology of bleaching-induced root resorption and its prevention will be discussed based on clinical and experimental data.

LAS 17—Room 618

9-10:15 am

Basics of endodontic surgery

David J. Dickey, DMD, Augusta, GA

This session will include preoperative considerations, including systemic anatomical, and their relationship to the success potential of specific techniques. Specific microsurgical techniques will be presented, followed by postoperative measures and follow up to ensure success.

LAS 18—Room 619

9-10:15 am

Financial planning and investment fundamentals: What we all need to know but were never taught

Richard Leffel, DMD, MBA
Monroeville, PA

The presentation will cover basic tax, retirement, and estate planning considerations for both personal and professional financial planning. Fundamental investment information emphasizing risk management, diversification, and asset allocation will also be discussed. At the conclusion of the presentation, participants will be able to determine their retirement goals and develop funding and investment strategies to attain these goals.

LAS 19—Room 620

9-10:15 am

Presto! Apexification!

Henry L. Harbert, DMD, Everett, WA

One-step apexification with tricalcium phosphate offers these advantages over lengthy Ca(OH)_2 treatment: dramatically shorter treatment time, expanded access to care due to lower cost, aesthetic benefit, and far fewer radiographs.

Poster Research Presentations

Endodontist Section
Exhibit Hall

9 am-12 noon

PR 1

Efficacy of irrigation in debridement of apical deltas

B. Peter Austin, DDS, PhD, Milwaukee

PR 2

Hyperplastic chronic pulpitis: Clinical and histopathological description in human teeth

Ricardo Caicedo, DDS, & Hernan Becerra, DDS, Santafe de Bogota, Colombia

PR 3

Viability of PDL in teeth stored in three physiologic solutions

Juan G. Escobar, DDS, & Oscar H. Quintero, DDS, Santafe de Bogota, Colombia

PR 4

Carious lactobacilli and a Th1 response

Chin-Lo Hahn, DDS, PhD, Richmond, VA

PR 5

Effectiveness of oxidative potential water as root canal irrigant

Gin-Ichiro Hata, DDS, Osaka, Japan

PR 6

Canal configuration of the mesiobuccal root of the maxillary first molar of Japanese patients

Shigeru Hayami, DDS, PhD, Osaka, Japan

PR 7

Double canals in mesiobuccal roots of maxillary molars

Noboru Imura, DDS, & Sonia M. Otani, DDS, Sao Paulo, Brazil

PR 8

Effect of new rotary instruments on distal root walls of first lower molars

Carlos R. Cantillo, DDS, Santafe de Bogota, Colombia

PR 9

Tissue levels of cytokines in pulpal and periapical pathosis

Hyunjung Ko, DDS, & Sung Sam Lim, DDS, MSD, Seoul, Korea

PR 10

Selectivity of amoxicillin on strict anaerobes present in dentoalveolar abscesses

Monica Leano, DDS, & Claudia M. Atuesta, DDS, Santafe de Bogota, Colombia

PR 11

Post-endodontic treatment evaluation of HIV-infected patients

Debora F. Levine, DDS, Houston

PR 12

Intraosseous implantation for biological evaluation of three retrofilling materials

Kan-Ichi Nakagawa, DDS, PhD, Chiba, Japan

PR 13

Effects of G-CSF injections on periapical lesion development in rats

Hiroshi Nakamura, DDS, PhD, Nagoya, Japan

continued on next page



Poster Research Presentations

continued

PR 14

Procedural errors by undergraduate students with the use of K-files vs. NiTi files

Mary T. Pettiette, DDS, Chapel Hill, NC

PR 15

Evaluation of endo-treatments at endodontic grad-clinic of COC between 1992-1995

Amelia Sarmiento, DDS, & Elizabeth Cendales, DDS, Santafe de Bogota, Colombia

PR 16

Connective tissue ingrowth after foramen enlargement in dogs: Two years observation

Francisco J. Souza Filho, DDS, & Carlos A.F. Murgel, DDS, Sao Paulo, Brazil

PR 17

Comparative analysis of lesions in normal sialoadenectomized, sialoadenectomized-immunosuppressive rats

Fabricio B. Teixeira, CD, Sao Paulo, Brazil

PR 18

Somatosensorial latency of upper-lower maxillary nerves in periradicular surgery patients

Maria F. Velasquez, DDS, & Martha L. Suarez, DDS, Santafe de Bogota, Colombia

PR 19

In vivo evaluation of five apex locators

Harmeet D. Walia, DDS, MDS, MS, Milwaukee

PR 20

Longevity of antimicrobial activity of calcium hydroxide in vitro

Mr. David E. Wilson, Univ. of Iowa

PR 21

An in vitro evaluation of cleaning efficacy of rotary files

Mr. Ron Wright, Univ. of Tennessee

PR 22

Co-localization of a large proteoglycan and link protein in the dental pulp

Shizuko Yamauchi, DDS, MS, Chapel Hill, NC

Table Clinics

Endodontist Section Exhibit Hall

9 am-12 noon

TC 1

In vitro root surface temperatures produced by an electrically heated plugger system, the system B heat source, with the use of infrared thermography

Anthony P. Bastulli, DDS, & Gregory B. Wiggins, DMD, Baltimore, MD

TC 2

Treatment philosophy of teeth with fractured roots: A five-years report

Paolo Borelli, DDS, & Pasquale Alibrandi, DDS, Rome, Italy

TC 3

An engine driven root canal preparation with the TriAuto ZX

Chihiro Kobayashi, DDS, PhD, & Takatomo Yoshioka, DDS, Tokyo

TC 4

KP cube evaluation of various filing techniques and instruments

Scott L. Marcum, DDS, & Grant E. Marcum, DDS, Mexico

TC 5

A new challenge to get to the apex: The RBS

Franklin Pineda, DDS, & Sergio Kuttler, DDS, Mexico

TC 6

Photographic documentation in clinical endodontics

Lee A. Taito, DMD, Ann Arbor, MI



New York Travel Mugs

Be sure to visit the 1998 Annual Session Display, located in the AAE Information Center in the Exhibit Hall, and exchange your voucher for a free travel mug (while supplies last).

AAE Online

Be sure to stop by the AAE Information Booth to see the AAE web site and learn about connecting to and using the Internet.

Limited Attendance Sessions

Limited seating. NO standing permitted.

LAS 20—Room 615

10:30 am-12 noon

The art of intentional replantation and transplantation: Predictable techniques to save hopeless teeth

S. Craig Schneider, DDS Marriotsville, MD

Intentional replantation and autotransplantation of mature teeth have recently been shown to have a success rate between 95 and 98 percent. Long-term success implies reattachment and healing of the periodontium and requires the elimination and prevention of endodontic pathogens. The lecture will present eight years of clinical experience from more than 150 cases and emphasize new techniques and applications to save teeth previously considered hopeless.

LAS 21—Room 618

10:30 am-12 noon

Endodontics on wild and endangered charismatic animals

James C. McGraw, DDS Bellevue, WA William D. Powell, DDS, MS Knoxville, TN

W. Paul Brown, DDS, Palo Alto, CA

Endodontists serve at the forefront, as valuable clinical members of modern zoo veterinary health teams, seeking to conserve exotic endangered animals for future generations to know and appreciate.

LAS 22—Room 620

10:30 am-12 noon

A futuristic look at the treatment of the avulsed tooth

Martin Trope, BDS, DMD Chapel Hill, NC

Many in the dental community have questions about recent recommendations for the treatment of the avulsed tooth. This presentation will cover the rationale behind some of the recommended changes and discuss possible future changes in light of current research in the field.

Endodontic Ancillary Personnel Program

Practice excellence and efficiency for the endodontic team

Room 616

Moderator: Terry J. Smorang, DMD, *Calgary, AB*



Friday, May 9, 10:30 am-12 noon

Albert C. Goerig, DDS, MS
Olympia, WA

This fun program will focus on many helpful hints and time-saving techniques that will aid the dental team in obtaining predictable and high quality endodontic results while moving their practice to the next level of excellence. Areas of discussion: communication skills, simplified diagnosis, radiographic interpretation and technique, control of pain and infection, review of new technology, and practice management.

This session is recommended for endodontic dental assistants.

General Interest Session IV

Collect at time of service—like magic

Room 610

Moderator: Albert M. Jowid, DDS, *Dallas*



Patrick Wahl



Lorraine Hollett

**Friday, May 9,
2-5 pm**

Patrick Wahl, DMD
*Wilmington, DE**
Lorraine Hollett
Wilmington, DE

Be a part of this presentation that will involve the audience and offer solutions to our common problems of collection. Tapes of actual patient conversations will be played to demonstrate the team effort of collecting the payment due. In this session, participants will be able to: 1) understand how an effective financial policy enhances excellence in every aspect of the practice; 2) create an effective financial policy for their practice; 3) learn scripts that work and avoid counterproductive phrases; 4) understand newer payment options such as preauthorized checking and healthcare credit cards and determine which systems best suit the needs of their practice; and 5) get paid for what the practice produces and receive thank you after thank you from grateful patients.

This session is recommended for doctors and their staff.

**Speaker serves as a consultant and/or has a commercial interest in subject matter.*

This session will not be taped.

ADA procedure codes for endodontics

Room 619

Moderator: James Howard, DDS, MS, *Holland, MI*



Friday, May 9, 10:30 am-12 noon

Howard B. Fine, DMD, *Rochester, NY*

This presentation is for those endodontic offices who handle third party and benefit claims. The format is an open discussion that will help you facilitate claims handling and explain why it is important to provide feedback to the AAE on the problem areas you are experiencing.

This session is recommended for endodontic administrative and front office personnel.

General Interest Session V

How to triple referrals to the endodontic practice

Room 608

Moderator: Hedley Rakusin, BDS, MSC, *Dallas*



Saturday, May 10, 9 am-12 noon

Roger P. Levin, DDS, MBA, *Baltimore**

This unique seminar was created to help endodontists enjoy unlimited growth and success and meet the challenges of increasing competition and change. The most significant key to the future development of endodontic practices is to increase referrals. This seminar presents effective marketing strategies for establishing and maintaining intensive referral relationships with general dentists. This course emphasizes the importance of motivating staff and explains their significant role in the marketing and relationship process.

This session is recommended for doctors and their staff.

**Speaker serves as a consultant and/or has a commercial interest in subject matter.*

This session will not be taped.



Program, continued

AADS Endodontic Section Meeting

Room 604

11 am-12 noon



FRIDAY PM, MAY 9

Award Luncheon

Grand Ballroom A

Moderator: Kirk A. Coury, DDS, MS
Amarillo, TX

12 noon-1:45 pm

(by ticket only)

President's Award



Peter A. Paesani,
DDS
Rockford, IL

The President's Award is presented to a member who, behind the scenes, has unselfishly given time and talent to the AAE during his or her professional career.

Scientific Session VII

Room 612

Moderator: Kenneth M.
Hargreaves, DDS
Minneapolis, MN



2-5 pm

Treating and beating endodontic infections

J. Craig Baumgartner, DDS, MS,
PhD, Portland, OR

Treatment rationales for the management of infections of endodontic origin will be presented. At conclusion, participants should be able to:

- Describe the significance of bacteria in pulpal and periradicular tissues.
- Describe methods for effective drainage to include aspiration, incision for drainage, trephination, and decompression.
- Discuss a hierarchy of analgesics and antibiotics for supportive therapy.

General Interest Session IV

Room 610

2-5 pm

(See page 15 for description.)

Oral Research Presentations VI

Endodontist Section

Room 602

Moderator: Richard E. Walton,
DMD, MS, Iowa City, IA

2 pm

Quantitative pulp diagnostic by means of optical transillumination
Benjamin M. Briseno, DDS (presenter),
A. Pistorius, H. Heusmann, G. Mitic, &
G. Solkner, Univ. of Mainz, & Siemens
Ag. Research and Development Dept.,
Germany

2:15 pm

A comparison of digitized radiographic images using histogram analysis
W. Frank Kimbrough, DDS, MS
(presenter), B.J. Potter, R.N. Weller, &
M.K. ShROUT, Medical College of
Georgia

FRIDAY

Scientific Session VI

Room 608

Moderator: Gerald N. Glickman, DDS, MS
Ann Arbor, MI

2-5 pm

Point/counterpoint: The nickel-titanium paradigm in endodontics



Thomas P. Serene



VanT. Himel



Gerald N. Glickman

2-2:30 pm

The science of NiTi instrumentation
Thomas P. Serene, DDS, Los Angeles*

2:30-3 pm

*Clinical aspects of NiTi instrumentation:
Process of change*
VanT. Himel, DDS, Memphis, TN*

3-3:30 pm

Practitioner perspectives on NiTi instrumentation
Gerald N. Glickman, DDS, MS, Ann Arbor, MI*

3:30-5 pm

Open discussion

Although the recent introduction of nickel-titanium (NiTi) metal in endodontics is claimed to have revolutionized clinical practice, a number of practitioner concerns have arisen. Some of these issues include unconventional instrument designs with variable tapering, quality control, and cyclic fatigue. This scientific session will highlight the scientific and clinical basis for NiTi instrumentation and will address the various pros and cons as reported via an extensive AAE membership survey. Interactive dialogue between the speakers and audience will follow each speaker's presentation. At conclusion, participants should be able to:

- Describe the scientific basis for NiTi endodontic instruments.
- Describe the principles of NiTi multi-tapered instrumentation.
- Discuss various clinical protocols and controversies associated with NiTi systems.
- Understand the mechanisms for both preventing and managing clinical problems with NiTi instruments.
- Modify their own NiTi techniques based upon scientific principles, survey outcomes, and interactive dialogue.

*Speaker serves as a consultant and/or has a commercial interest in subject matter.

This session will be videotaped.

2:30 pm

Reliability of identification of the "widened" periodontal ligament
Richard E. Walton, DMD, MS (presenter), & R. Burche, Univ. of Iowa

2:45 pm

Evaluation of an electronic apex locator in vital and necrotic canals
Nijole A. Remeikis, DDS (presenter), C.A. Dunlap, C.R. Rauschenberger, & E.A. BeGole, Univ. of Illinois at Chicago

3 pm

Tooth replantation success in dogs with saline, milk, dry and HBSS
Yi-Tai Jou, DDS (presenter), R. Wong, S.H. Baek, Y.Y. Hsu, H. Plenk Jr., & S. Kim, Univ. of Pennsylvania & Univ. of Vienna, Austria

3:15 pm

Periodontal healing after systemic use of amoxicillin and tetracycline after replantation of dogs teeth
Varawan Sae-Lim, DDS (presenter), C. Wang, M. Trope, Univ. of North Carolina

3:30 pm

Assessment of the viability of PDL cells using a collagenase assay
Roberta Pileggi, DDS, MS (presenter), T. Dumsha, V. Despotis, & J.E. Nor, Univ. of Michigan & Univ. of Maryland

3:45 pm

Single-tooth implants in endodontics: Results and experiences of a retrospective study after four years
Ramon E. Hernandez, DMD (presenter), & T.J. Balshi, Institute for Facial Esthetics

4 pm

Tibia and mandible reactions to implanted root end filling materials
Thomas R. Pitt Ford, BDS, PhD (presenter), M. Torabinejad, H.R. Abedi, H.M. Tang, Loma Linda Univ. & Univ. of London

4:15 pm

Colonization of dentin by E. faecalis following treatment with chlorhexidine
Richard C. Komorowski, DDS (presenter), S. Friedman, Univ. of Toronto, Canada

4:30 pm

Surface temperature rise during CO₂ laser irradiation in root canal
Wan-Hong Lan, BMS, DDS, DDSc (presenter), National Taiwan Univ.

American Board of Endodontics

Room 604

Moderator: Sandra Madison, DDS, MS
Asheville, NC

2-5 pm**The Board Walk: Becoming a Diplomate**

Paul J. Ashkenaz, DDS, Chicago
Charles J. Cunningham, DDS, Gainesville, FL
Samuel O. Dorn, DDS, Fort Lauderdale, FL
Harold E. Goodis, DDS, San Francisco
William T. Johnson, DDS, MS, Iowa City, IA
Marshall D. Peikoff, DMD, MSD, Winnipeg, MB
H. Robert Steiman, DDS, Detroit
Martin Trope, BDS, DMD, Chapel Hill, NC

The Directors of the American Board of Endodontics will discuss the process required for Board certification. Changes in the sequencing of the examination will be outlined. Each phase of the examination process (written examination, case history portfolio, and oral examination) will be discussed and suggestions provided for preparation and successful completion of each portion of the certification process. The program is designed to provide interested individuals the opportunity to interact with the Directors and to clarify concerns regarding the certification process.

**Oral Research Presentations VII**

Graduate Student Section

Room 603

Moderator: Cindy R.
Rauschenberger, DDS,
MS, Oak Brook, IL

2 pm

Dentinal crack incidence and post removal time by ultrasonic or mechanical force
Joel H. Altshul, DMD (presenter), J.G. Marshall, L.A. Morgan, & J.C. Baumgartner, Oregon Health Services Univ.

2:15 pm

Surface examination of apicected and retro-prepared roots by an in situ impression technique
Kevin J. Calzonetti, DDS (presenter), T. Iwanowski, & S. Friedman, Univ. of Toronto, Canada

2:30 pm

Management of alveolar bone defects during periradicular surgery using Guidor
James C. Douthitt, DDS, MS (presenter), J.L. Gutmann, Baylor College of Dentistry

2:45 pm

Elevated extracellular calcium influenced response of UMR-106 osteoblasts to IGF-1
Gregory E. Shinkwin, DDS (presenter), P.M. DiFiore, P.H. Stern, & D.A. Miller, Northwestern Univ.

3 pm

Periradicular response of immunodeficient rats to mechanical pulpal exposure
James E. Stich, DDS (presenter), M. Torabinejad, P. McMillan, & J. Kettering, Loma Linda Univ.

3:15 pm

Gallium nitrate diffusion across root dentin
Samuel J. Angulo, DDS (presenter), D.H. Pashley, R.J. Loushine, A.M. Ghazi, & J.D. Eick, US Army Dental Activity & Medical College of Georgia

3:30 pm

Apexification in immature dog teeth using osteogenic protein-1, mineral trioxide aggregate, and calcium hydroxide
Shahrokh Shabahang, DDS (presenter), P.J. Boyne, H.R. Abedi, P. McMillan, & M. Torabinejad, Loma Linda Univ.

continued on next page



Oral Research Presentations VII

continued

3:45 pm

Quantitative analysis of immunoglobulins and inflammatory mediators in endodontic exudates

Ming-Li Kuo, DDS (presenter), I.B. Lamster, & G. Hasselgren, Columbia Univ.

4 pm

Osteoconduction of calcium phosphate thin film on porous implants in rabbit

Hung Quoc Nguyen, DDS (presenter), D.A. Deporter, R.M. Pilliar, J.E. Davies, N. Valliquette, & R. Chernecky, Univ. of Toronto, Canada

4:15 pm

Immunohistochemical localization of the core protein of decorin in human dentin

Michael R. Bishop, DDS (presenter), D.J. Chiego Jr., & G.N. Glickman, Univ. of Michigan

4:30 pm

Anesthetic efficacy of the intraosseous injection as an adjunct in endodontics

Stephen A. Parente, DDS (presenter), R.W. Anderson, W.W. Herman, W.F. Kimbrough, & R.N. Weller, Medical College of Georgia

4:45 pm

The supplemental intraosseous injection of 2% mepivacaine with 1:20,000 levonordefrin

Anna M. Guglielmo, DDS, MS (presenter), A. Reader, R. Nist, M. Beck, & J. Weaver, Ohio State Univ.

Do you wear a pacemaker?

If so, we suggest that you avoid being in the vicinity of demonstrations of electrosurgery, ultrasonics, induction casting, electronically controlled timers, electronic pulp testers, wireless intercom systems, ultraviolet curing units, microwave ovens, electronic spot welders, or any arcing electronic motors. These demonstrations could cause an erratic performance of the pacemaker.

Limited Attendance Sessions

Limited seating. NO standing permitted.

LAS 23—Room 615

2-4 pm

Renovating the severely debilitated coronal-radicular system

C. John Munce, DDS
Santa Barbara, CA*

New technology, materials, and instruments coupled with enhanced visibility and a philosophic shift allow for actual internal reconstruction of the endodontic system and treatment of teeth considered otherwise unsalvageable. Numerous clinical cases demonstrate canal projection for predictable management of severe coronal breakdown, canal obstructions, gross internal irregularities, perforation, single-visit treatment, furcal canals via "elongated wave of condensation," and numerous additional complexities.

*Speaker serves as a consultant and/or has a commercial interest in subject matter.

LAS 24—Room 616

2-4 pm

Moving your practice to the next level of excellence

Albert C. Goerig, DDS, MS
Olympia, WA*

This program will address the key elements to help you develop a game plan for change to move your practice to the next level of excellence and to renew the passion and enjoyment of private practice.

*Speaker serves as a consultant and/or has a commercial interest in subject matter.

LAS 25—Room 618

2-4 pm

Digital reality II

Michael M. Hoen, DDS
West Bloomfield, MI

This seminar will cover the practical clinical applications of digital treatment technology in an endodontic operatory.

LAS 26—Room 619

2-4 pm

The role of the microscope in creating the exceptional endodontic practice

John D. West, DDS, MSD
Tacoma, WA

How can the microscope be incorporated into a busy practice? Is it worth it? Do you need it? What is the relationship of the microscope to professional and personal satisfaction, to revitalizing the endodontic team, to the education of patients, and to the enlightenment of the endodontic/restorative team? This session will address each of these questions, as well as provide answers to crucial issues about practice style, identify innovative techniques, and discuss the role of the microscope in diagnosis, 3-D cleaning and shaping, 3-D obturation, and retreatment.

This session will not be taped.

LAS 27—Room 620

2-4 pm

MTA: Beyond the apical seal

Noah Chivian, DDS
West Orange, NJ

Mineral trioxide aggregate (MTA) was recently developed to seal the portals of exit from the root canal system via the surgical approach. Its physical, chemical and immunological properties have been the subject of numerous published papers. Initially intended for use as the "ideal" root-end filling material, its clinical use has expanded exponentially. MTA can also be used to seal chamber floor, post, and resorption perforations. The presentation will demonstrate the use of MTA beyond the apical seal in more than 250 teeth.

Taping

Audio and video taping are allowed only with permission of the speaker.

 **SATURDAY AM, MAY 10**

Continental Breakfast

Exhibit Hall
8-8:45 am
(by ticket only)

Exhibits

Exhibit Hall
8 am-1 pm

Poster Research Presentations

Graduate Student Section
Exhibit Hall
8:30-11:30 am

PR 23

Effectiveness of gutta percha removal with and without a surgical operating microscope

Lynne A. Baldassari-Cruz, DDS, Univ. of Iowa

PR 24

A retrospective study evaluating the use of the panoramic radiograph in endodontics

Timothy E. Bodey, DDS, US Army Dental Activity

PR 25

Clinical assessment of rotary canal instrumentation with an apex locating handpiece

David A. Campbell, DDS, Univ. of Toronto

PR 26

In vitro evaluation of a carbon-fiber post

Jon P. Dean, DDS, Louisiana State Univ.

PR 27

Qualitative comparison of two NiTi rotary file systems to hand filing

Kenneth J. Frick, DDS, Marquette Univ.

PR 28

The effect of foramen morphology on apex locators

John J. Jaber, DDS, Univ. of Pennsylvania

PR 29

Photoelastic comparison of stress using stainless steel vs. nickel titanium spreaders

Anthony P. Joyce, DDS, US Army Dental Activity

PR 30

Evaluation of materials used to seal pulp chambers: A bacteriological assay

Kathryn M. Karpinski, DDS, New York Univ.

PR 31

Reproducibility of periapical radiolucencies: Repositioning device vs. conventional radiographic technique

Nooshin Katebzadeh, DDS, Univ. of North Carolina

PR 32

Responsiveness of posterior teeth with open apices to electronic pulp testing

Kimberly A. Kochis, DMD, Univ. of Iowa

PR 33

Dynamics of host mediators in endodontic exudates

Ming-Li Kuo, DDS, Columbia Univ.

PR 34

Cytotoxicity of resin modified glass ionomers on human PDL cells

Marshall T. Lavin, DDS, Univ. of Nebraska

PR 35

A comparative in vitro study of the host immune response to three endodontic pathogens

Luciano A. Magli, DDS, Boston Univ.

PR 36

The influence of luting agents on microleakage in para-post system

Karim Malek, DMD, Univ. of Connecticut

PR 37

Biocompatibility and osteogenic potential of mineral trioxide aggregate

Tod R. Moretton, DDS, Indiana Univ.

PR 38

The numerical density of dentinal tubules at the apical pulpal wall

Joseph V. Quevedo, DDS, Univ. of Connecticut

PR 39

Quantitation of catecholamines in inflamed human dental pulp by high performance liquid chromatography

Patricia A. Tordik, DMD, New York Univ.

PR 40

Histological and microradiographical analysis of endodontic microsurgery in dogs

Ralan D. Wong, DDS, Univ. of Pennsylvania

Table Clinics

Graduate Student Section
Exhibit Hall
8:30-11:30 am

TC 7

Intrusive luxation/central dislocation pathogenesis and treatment for permanent teeth

Jeffrey P. Lilly, DDS, Univ. of Iowa

TC 8

Endodontic problem solving in tooth isolation

Chris R. Dacko, DMD, Northwestern Univ.

TC 9

Managing the hot mandibular molar

Derik P. DeConinck, DDS, & Todd V. Ester, DDS, Univ. of Michigan

TC 10

Management of stripped perforation

Joseph D. DeGuzman, DDS, Marquette Univ.

TC 11

Diagnostic aids in the evaluation of complex root structure

Jason P. Devey, DMD, & Charlene M. Auld, DDS, Naval Dental School

TC 12

Effect of rehydration on PDL cell viability of dry stored human teeth

Diane L. Doyle, DMD, & David M. Jones, DDS, Univ. of Maryland

TC 13

A double-seal technique for retrograde root fillings

Julio R. Galvez, DDS, Univ. of Pennsylvania

TC 14

An innovative approach to intentional replantation

Jason A. Garlock, DMD, Albert Einstein Medical Center

TC 15

Tooth shade evaluation in vitro with a sphere spectrophotometer

Donald J. Horn, DDS, Albert Einstein Medical Center

continued on next page



Table Clinics

continued

TC 16

Radiographic imaging, past and present

Scott A. Jensen, DMD, & Robert A. Caruso Jr., DDS, Naval Dental School

TC 17

Perforation repairs using MTA and the internal matrix concept

Blair T. Johnson, DDS, Louisiana State Univ.

TC 18

Nickel titanium in endodontics: An exotic metal

Edward D. Kosakoski, DMD, & Robert L. Kaufman, DDS, Naval Dental School

TC 19

The diagnostic dilemma of incisive canal cysts

Nader Gill, DMD, & Waheed A. Malik, DDS, Marquette Univ.

TC 20

Bacterial extrusion through the apical foramen: A comparison of mechanical and hand instrumentation

Troy E. McGrew, DDS, & Michael W. Nimmich, DMD, West Virginia Univ.

TC 21

Tri Auto ZX: A combination apex locator and handpiece

Michael B. McKee, DDS, Univ. of Pennsylvania

TC 22

New sizing concept for endodontic instruments

Jose A. Medina, DMD, Univ. of Pennsylvania

TC 23

The ability of computed dental radiography to detect a small file in a tooth compared to D and E speed radiographic film

Kevin T. Mullin, DDS, & Ali Behnia, DMD, Univ. of Maryland

TC 24

The tuberculin-positive patient: What you really need to know

Mark V. Nearing, DDS, Univ. of Michigan

TC 25

The relative diagnostic value of CDR imaging versus E-speed film in the diagnosis of bony lesions of the mandible

David F. O'Connor, DMD, & John B. Goessman Jr., DDS, Univ. of Maryland

TC 26

Enhancing root canal irrigation

James E. Pastor, DDS, & Kyle J. Schmidt, DDS, Naval Dental School

TC 27

Hemostasis in endodontic microsurgery

Sivakami Rethnam, BDS, Univ. of Pennsylvania

TC 28

Contemporary suturing concepts in endodontic surgery

Juan P. Rodriguez, DDS, & Solaiman M. Al-Hadlaq, BDS, Univ. of Michigan

TC 29

Concepts in restoration of endodontically treated teeth using pre-fabricated posts

David S. Rosenbaum, DDS, & Linda M. Sommercorn, DDS, Northwestern Univ.

TC 30

The effects of sterilization on the cutting efficiency of nickel titanium endodontic hand files

Corene J. Poelman, DDS, West Virginia Univ.

TC 31

Alternate anesthetic techniques

John E. Sullivan Jr., DDS, & Daniel B. Dietz, DDS, Northwestern Univ.

Scientific Session VIII

Grand Ballroom C

Moderator: John D. West, DDS, MSD, Tacoma, WA



9 am-12 noon

Root canal shaping with variably tapered instruments and the continuous wave of condensation technique

L. Stephen Buchanan, DDS
Santa Barbara, CA*

New variably tapered shaping files and the continuous wave of condensation obturation technique will be presented. At conclusion, participants should be able to:

- Describe the revolutionary new variably tapered files by their features, function, and optimal use.
- Describe a new warm gutta percha obturation technique and its advantages.

*Speaker serves as a consultant and/or has a commercial interest in subject matter.

Scientific Session IX

Room 603

Moderator: James C. Douthitt, DDS, Amarillo, TX



9 am-11 am

Transantral endodontic surgery and surgical complications

James A. Wallace, DDS, MDS, MSD, MS, Pittsburgh

Maxillary sinus endodontic surgery and its complications will be discussed. At conclusion, participants should be able to:

- Describe maxillary sinus anatomy.
- Describe efficient maxillary bicuspid and molar surgical techniques for apical approaches.
- Feel more comfortable with maxillary sinus exposures.
- Understand management of surgical complications.

Visit the Exhibits

Be sure to stop by the Exhibit Hall, place your orders, and say thanks to the exhibitors who help defray annual session costs.

Smoking Policy

For the comfort and health of all attendees, smoking is not permitted at any AAE function. This includes all scientific and general interest sessions, breakfasts, luncheons, receptions, exhibits, and the dinner dance.

General Interest Session V

Room 608

9 am-12 noon

(See page 15 for description.)

SATURDAY PM, MAY 10

Edgar D. Coolidge Luncheon

Grand Ballroom A

Moderator: Kevin T. King, DDS
Chicago

12:30-2 pm

(by ticket only)



Edgar D. Coolidge
Award

Joseph D. Maggio,
DDS, Oak Brook, IL

The Coolidge Award is presented to a member who has actively participated in the AAE during his or her professional life, displaying outstanding leadership and exemplary dedication to dentistry and endodontics.

Graduate student awards for oral research presentations, poster research presentations, and table clinics will also be presented.

General Assembly

Room 608

2-4 pm

Past Presidents' Reception

Room 608

6:30-7:30 pm

Preceding the President's Dinner Dance, this annual reception will offer a cash bar.

President's Dinner Dance

Grand Ballroom

7:30 pm-midnight

(by ticket only)

Come celebrate the breathtaking dinner dance capturing the iridescent elegance of the "Emerald City." Join friends, family, and colleagues for an elegant evening wrapping up the 54th Annual Session. Dine on sumptuous food and dance to a lively array of music provided by Bobby Medina and his band. (Dress is black tie optional.)

The statements and opinions expressed at the Annual Session are solely those of the individual speakers. Their statements and opinions do not reflect any endorsement by the American Association of Endodontists.



SUNDAY, MAY 11

Farewell Breakfast

Sheraton Seattle Grand Ballroom C

8-9 am

(by ticket only)

Faculty Development Post Meeting

Sheraton Seattle East Room A & B

8 am-1 pm

(by invitation only)

Perforation management: Today and tomorrow

Paul E. Lovdahl, DDS, MSD


Bellingham, WA

Ronald R. Lemon, DMD

New Orleans

Robert J. Rosenberg, DDS, DSCD

Greenbrae, CA



Take a bite out of the Big Apple!

Join us in New York, May 6-10, 1998,
for "Paradigms for Excellence,"
the 55th Annual Session
of the American Association
of Endodontists.



S
A
T
U
R
D
A
Y

S
U
N
D
A
Y



AAE Foundation

1997

Stephen Cohen
Billie G. Jeansonne
Herbert Schilder, President

1998

Kent W. Cunningham
Gerald C. Dietz Sr., Vice President
William D. Powell, Secretary

1999

H. Groves Cooke III
Ronald I. Deblinger, Treasurer
Cindy R. Rauschenberger

AAE Officers Serving as Trustees

Jerome V. Pisano, AAE President
Denis E. Simon III, AAE President-elect
Jeffrey W. Hutter, AAE Secretary
Philip W. Cohen, AAE Immed. Past Pres.
Irma S. Kudo, Executive Director
(ex officio)

Thank You

The Foundation Trustees extend their deepest appreciation to the generous individuals who have contributed to the Endowment for Endodontic Excellence Campaign.



Board and Committee Meetings

The following will be held at the **Sheraton Seattle Hotel and Towers**.

Sunday, May 4

ABE Board of Directors, 8 am–6 pm Room 416

Monday, May 5

ABE Board of Directors, 8 am–6 pm Room 412 & 414

Tuesday, May 6

AAE Board of Directors, 8 am–5 pm Aspen Room

Wednesday, May 7

AAE Foundation Board of Trustees, 8 am–5 pm Aspen Room
Dental Benefits, 2–5 pm Douglas Room
Honors & Awards, 2–5 pm Poplar Room

The following will be held at the **Washington State Convention and Trade Center**.

Friday, May 9

Clinical Practice, 7–8:45 am Room 304
Editorial Board, 7–8:45 am Room 302
Educational Affairs, 7–8:45 am Room 308
Governmental Affairs & Federal Dental Health Services, 7–8:45 am . Room 305
Membership Insurance, 7–8:45 am Room 309
Membership Services, 7–8:45 am Room 307
Professional Standards, Peer Review, & Ethics, 7–8:45 am Room 303
Public and Professional Affairs, 7–8:45 am Room 306

Saturday, May 10

Past Presidents' Breakfast, 7:45–8:45 am Room 210

The following will be held at the **Sheraton Seattle Hotel and Towers**.

Sunday, May 11

AAE Board of Directors, 8 am–1 pm Aspen Room



1997 Tours

Orca Whale Cruise in the San Juans Islands

\$150/person; Lunch included
Pre-conference Tour
Tuesday, May 6, 7:30 am–10 pm

San Juan Island Day Trip

\$87/person
Pre-conference Tour
Tuesday, May 6, 7:30 am–9:30 pm

Whidbey Island Tour

\$61/person; Lunch included
Wednesday, May 7, 8:30 am–5 pm

Seattle City Highlights and Pike Place Market Tour

\$22/person; Wednesday, May 7, 9 am–12 noon;
Thursday, May 8, 9 am–12 noon

Snoqualmie Falls, Boehm's Candy Kitchen, and Gilman Village Tour

\$25/person; Wednesday, May 7, 12:30–5:30 pm

Coffee Roasters Tour with Lunch on Vashon Island

\$51/person; Lunch included
Thursday, May 8, 10:15 am–3:30 pm

Touring the Botanical Gardens and Kirkland Waterfront Galleries

\$24/person; Thursday, May 8, 1–4:30 pm

Kiana Lodge Salmon Dinner

\$69/person; Dinner included
Thursday, May 8, 6–11:30 pm

Boeing's Everett Plant Tour

\$30/person; Friday, May 9, 8–11:30 am

Walking Tour with Chef's Tour of Pike Place Market

\$69/person; Lunch included
Friday, May 9, 9:45 am–2:15 pm

Lake Washington Cruise

\$34/person; Friday, May 9, 11 am–2 pm

Touring the Japanese Gardens with a Tea Ceremony

\$34/person; Friday, May 9, 1–4:30 pm

Northwest Winery Tour

\$24/person; Saturday, May 10, 1–5 pm

Microbrewery Tour and Pub Crawl

\$41/person; Saturday, May 10, 1–5 pm

Independent Victoria Day Trip

(Unescorted)
\$93/person; Available any day, 8 am–9:30 pm

If you have pre-registered, go to the AAE Registration Desk in the Level 4 Lobby Atrium Registration area of the Convention Center to pick up your tickets. Tickets may be purchased at the AAE Tour Desk on a space available basis only, subject to a two-dollar surcharge per ticket. Tours will depart from the Convention Place at the Convention Center. Please arrive 10 minutes prior to departure time.



Alumni, Affiliates & Other Groups

The following will be held at the **Sheraton Seattle Hotel and Towers.**

Wednesday, May 7

US Army Assn. of Endo., 4:30-6 pm Madrona

Thursday, May 8

Albert Einstein Endo. Alumni, 6:30-8 pm Room 418 & 420
 Baylor Graduate Endo. Alumni, 9:30-11 pm Schooners
 Christian Endo. Society, 5-6 pm Poplar Room
 Harry J. Healy Endo. Study Club, 5:30-7 pm Room 426
 Harvard Endo. Alumni, 6-8 pm Douglas Room
 Illinois Assn. of Endo., 6:30-8:30 pm Cirrus Room
 Loma Linda Univ. Alumni, 7-9 pm Cedar Room
 MCV/VCU Endo. Alumni Assn., 5-6:30 pm Madrona
 Michigan Assn. of Endo., 6:30-8:30 pm East Room A
 Northwestern Dental Alumni, 6:30-8 pm Aspen Room
 Tarheel Endo. Assn., 5-6 pm Room 428 & 430
 Tufts Univ. Endo. Alumni, 6:30-8 pm West Ballroom B
 Univ. of Illinois at Chicago Endo. Alumni, 7:30-10 pm East Room B
 Univ. of Maryland Alumni, 6:30-8:30 pm Room 422
 Univ. of North Carolina Endo. Alumni Assn., 6-7:30 pm Room 428 & 430
 Univ. of Pittsburgh Alumni, 6-8 pm Room 424
 Univ. of Washington Graduate Endo. Alumni, 6-11 pm Metropolitan Room

Friday, May 9

Boston Univ. Alumni Faculty Assn., 7-10:30 pm Metropolitan Room
 Florida Assn. of Endo., 5-6 pm Poplar Room
 Iowa Endo. Group, 6-8 pm Room 422 & 424
 New Jersey Alumni Assn., 6:30-10 pm Room 416
 New York Univ. Endo. Alumni Assn., 6-8 pm Room 428 & 430
 Oklahoma Assn. of Endo., 7-8:45 am ... Room 310 (in the Convention Center)
 Temple Alumni Endo. Assn., 5:30-7 pm Madrona
 Univ. of Minnesota Endo. Alumni, 6-8 pm Room 426
 Univ. of Pennsylvania Endo. Alumni, 5:30-7 pm Aspen Room
 Univ. of Southern California Endo. Alumni, 5:30-7 pm Room 418

The following will be held at the **Washington State Convention and Trade Center.**

Saturday, May 10

Boston Univ. Alumni Faculty Assn., 7-8:45 am Room 211
 Endo. Section of Triple O, 7-8:45 am Room 213
 Int'l Federation of Endo. Assn., 2-5 pm Room 615
 Michigan Endo. Alumni, 7-8:45 am Room 214
 US Air Force Endo., 7-8:45 am Room 209
 US Navy Assn. of Endo., 7-8:45 am Room 204
 Univ. of Detroit Mercy, 7-8:45 am Room 212



American Board of Endodontics

1997

Samuel O. Dorn
 William T. Johnson, Secretary
 Sandra Madison, President

1998

Harold E. Goodis, Treasurer
 Marshall D. Peikoff
 H. Robert Steiman

1999

Paul J. Ashkenaz
 Charles J. Cunningham
 Martin Trope

Auxiliary Program



President

Kathy Linebarger
(William)

Treasurer

Debra Howard
(James)

President-elect

Phyllis Baur
(Jack)

Parliamentarian

Sandy Sherman
(Phillip)

Vice President

Rikki Bell
(Craig)

Local Arrangements

Sarma Davidson
(Thomas)

Secretary

Beverly Paulk
(Glenn)

All events will be held in the AAE Auxiliary Hospitality Suite at the Sheraton Seattle Hotel and Towers unless otherwise indicated.

Wednesday, May 7

3-5 pm Board meeting

Thursday, May 8

8-11 am Hospitality Suite

2-3 pm

"Lillian Pear" reception

3-4 pm

Annual Business Meeting

4-5 pm

Incoming Board Meeting

Friday, May 9

8-11 am and Hospitality Suite
2-5 pm

Saturday, May 10

8 am-12 noon Hospitality Suite



Exhibitors

Please stop by, place your orders, and say thanks to the exhibitors who help defray annual session costs. Badges must be worn in the Exhibit Hall. Continental breakfast will be provided on Friday and Saturday (by ticket only). Complimentary coffee service will be provided on Thursday and Friday at 10:30 am and 2:30 pm and on Saturday at 10:30 am.

Exhibit hours are scheduled as follows:

Thursday, May 8 10 am-6 pm
 Friday, May 9 8 am-5 pm
 Saturday, May 10 8 am-1 pm

Booth
 216 **Amadent/American**
 315 **Medical & Dental Corp.**
 1236 Brace Rd., Bldg. B
 Cherry Hill, NJ 08034

 124 **Aseptico, Inc.**
 P.O. Box 3209
 Kirkland, WA 98083

 428 **Astra USA, Inc.**
 50 Otis St.
 Westboro, MA 01581

 316 **Becker-Parkin Dental**
 415 **Supply Co.**
 1 Fulton Ave.
 Hempstead, NY 11550

 541 **Beutlich Pharmaceuticals**
 1541 Shields Dr.
 Waukegan, IL 60085

 512 **BioLase Technology, Inc**
 514 981 Calle Amanecer
 San Clemente, CA 92673

 202 **Block Drug Co.**
 257 Cornelison Ave.
 Jersey City, NJ 07302

 402 **Brasseler USA**
 500 800 King George Blvd.
 Savannah, GA 31419

 306 409 **Carl Zeiss, Inc.**
 308 410 One Zeiss Dr.
 310 411 Thornwood, NY 10594
 312 412
 405 505
 406 507
 407 509
 408 511

 506 **Charles B. Schwed Co., Inc.**
 124-02 Metropolitan Ave.
 Kew Gardens, NY 11415

Booth
 103 **Dentsply/**
 105 **Caulk Endodontics**
 P.O. Box 359
 Milford, DE 19963

 317 **Dermac Labs**
(Touch of Mink)
 P.O. Box 5268
 2485 Dallas Hwy N.W.
 Salem, OR 97304

 217 **Designs for Vision, Inc.**
 219 760 Koehler Ave.
 Ronkonkoma, NY 11779

 516 **DiaDent Mfg., Inc.**
 11-3871 N. Fraser Way
 Burnaby, BC V5J 5G6

 440 **Eagle Soft, Inc.**
 200 N. 3rd St., Ste. 204
 Effingham, IL 62401

 206-208 **EIE/Analytic Technology**
 305-307 1717 W. Collins Ave.
 Orange, CA 92867

 524 **Ellman International, Inc.**
 1135 Railroad Ave.
 Hewlett, NY 11557

 525 **Endoco, Inc.**
 527 5180 Park Ave.
 Memphis, TN 38119

 224 326 **Global Surgical Corp.**
 226 327 3610 Tree Ct.
 228 328 Industrial Blvd.
 323 423 St. Louis, MO 63122
 324 425
 325 427

 129 **Guidor USA**
 600 Eagle Dr.
 Bensenville, IL 60106

Booth
 126 **Hartzell & Son, G.**
 2372 Stanwell Circle
 P.O. Box 5988
 Concord, CA 94520

 218 **HealthFirst Corp.**
 22316 70th Ave. W., Unit A
 Mountlake Terrace, WA 98043

 301 **Heraeus Kulzer, Inc.**
 4315 S. Layfayette Blvd.
 South Bend, IN 46614

 116 **Hu-Friedy Mfg. Co., Inc.**
 215 3232 N. Rockwell
 Chicago, IL 60618

 426 **J. Morita USA, Inc.**
 14712 Bentley Circle
 Tustin, CA 92680

 106 205 **JEDMED Instrument Co.**
 108 207 5416 JEDMED Ct.
 St. Louis, MO 63129

 125 **Johnson & Johnson**
Medical, Inc.
 2500 Arbrook Blvd.
 Arlington, TX 76014

 115 **JS Dental Mfg., Inc.**
 196 N. Salem Rd.
 Ridgefield, CT 06877

 401 **KaVo America Corp.**
 340 E. Main St.
 Lake Zurich, IL 60047

 522 **Keeler Instruments, Inc.**
 456 Parkway
 Broomall, PA 19008

 515 **Kerr Corporation**
 28200 Wick Rd.
 Romulus, MI 48174

 416 **Kilgore International, Inc.**
 36 W. Pearl St.
 P.O. Box 98
 Coldwater, MI 49036

 418 517 **Knoll Pharmaceutical**
 420 519 3000 Continental Dr. North
 Mount Olive, NJ 07892

 543 **Lexi-Comp, Inc.**
 1100 Terex Rd.
 Hudson, OH 44236

 510 **Lightspeed Technology**
Inc.
 11707 Raindrop Dr.
 San Antonio, TX 78216

Booth		Booth		Booth	
539	Link Dental Division 3149 California Blvd. Napa, CA 94558	311	Premier Dental Products Co. P.O. Box 61574 3600 Horizon Dr. King of Prussia, PA 19406	417	Trophy Radiology, Inc. 2221 Newmarket Pkwy. Ste. 136 Marietta, GA 30067
110	Medidenta Int'l., Inc. 39-23 62 nd St. Woodside, NY 11377	223	ProBusiness Systems, Inc. 9300 Jollyville Rd., Ste. 100 Austin, TX 78759	210	Tulsa Dental Products 5001 E. 68 th St., Ste. 500 Tulsa, OK 74136
520	Metalift™ (Classic Practice Resources) 7855 Jefferson Hwy., Ste. C Baton Rouge, LA 70809	123	Professional Results, Inc. 17 Phaedra Laguna Niguel, CA 92677	309	Williams & Wilkins 351 W. Camden St. Baltimore, MD 21201
438	Moller Microsurgical	121	Quality Aspirators P.O. Box 382120 Duncanville, TX 75138	Other Exhibits	
537	9 Industrial Park Waldwick, NJ 07463	212	Quintessence Publishing Co., Inc. 551 N. Kimberly Dr. Carol Stream, IL 60188	AAE Information Center:	
209	Moyco Union Broach	109	R. Chige, Inc.	<ul style="list-style-type: none"> • AAE Online • AAE Products • Colleagues for Excellence • 1998 Annual Session in New York • Tote bags and travel mugs 	
211	200 Commerce Dr. Montgomeryville, PA 18936	111	4531 N. Dixie Hwy. Boca Raton, FL 33431	<ul style="list-style-type: none"> • American Board of Endodontics • AAE Foundation 	
112	MPL Technologies, Inc. 9400 King St. Franklin Park, IL 60131	118	Realtime Systems 84 Terra Bella Dr. Walnut Creek, CA 94596	AAE Career Opportunities Exchange (Registration Area)	
220	Nephron Corp. Dental Division 321 E. 25 th Tacoma, WA 98421	127	Ribbond, Inc. 1326 5 th Ave., Ste. 640 Seattle, WA 98101	Teach'em Inc. 160 E. Illinois St. Chicago, IL 60611 Level 6 Lobby	
338 437	NT Co.	320	Roydent Dental Products, Inc. 1010 W. Hamlin Rd. Rochester Hills, MI 48329	Also in the Exhibit Hall:	
340 439	17802 Fitch Ave.	432 531	Schick Technologies, Inc.	Don't forget to stop by the Poster Research Presentations and Table Clinics while you're in the Exhibit Hall for the exhibits. The Poster Research Presentations and Table Clinics are scheduled to be presented as follows:	
342 411	Irvine, CA 92714	434 533	31-00 47 th Ave. Long Island City, NY 11101	Poster Research Presentations 1-22 Endodontist Section Friday, May 9, 9 am-12 noon	
344 443		128	Seiler Instrument Co. 170 E. Kirkham Ave. St. Louis, MO 63119	Poster Research Presentations 23-40 Graduate Student Section Saturday, May 10, 8:30-11:30 am	
424	Obtura Corporation	442	Sime Health Limited 1200 Sixth Ave. South Seattle, WA 98134	Table Clinics 1-6 Endodontist Section Friday, May 9, 9 am-12 noon	
523	1727 Larkin Williams Rd. Fenton, MO 63026	318	SS White Burs, Inc. 1145 Towbin Ave. Lakewood, NJ 08701	Table Clinics 7-31 Graduate Student Section Saturday, May 10, 8:30-11:30 am	
518	OP-D-OP, Inc. 8559 Washington Blvd. Roseville, CA 95678	113	SurgiTel/General Scientific Corp. 77 Enterprise Dr. Ann Arbor, MI 48103		
302	Orascopic Research, Inc.		Treloar & Heisel, Inc. 3132 Wilmington Rd. New Castle, PA 16105 (Level 6 Lobby)		
400	5225-3 Verona Rd. P.O. Box 44451 Madison, WI 53744				
120	Osada, Inc. 8242 W. Third St., Ste. 150 Los Angeles, CA 90048				
444	Panoramic Corporation 4321 Groshen Rd. Fort Wayne, IN 46818				
225	Patterson Dental Supply, Inc.				
227	8620 154 th Ave., N.E. Redmond, WA 98052				



Award Recipients

Edgar D. Coolidge Award

* Edgar D. Coolidge	'69
* Harry B. Johnston	'70
* Henry A. Bartels	'71
* Bertram L. Wolfsohn	'74
* Vincent B. Milas	'75
Worth B. Gregory	'78
Jacob B. Freedland	'80
Alfred L. Frank	'81
George G. Stewart	'82
* F Darl Ostrander	'83
* Maynard K. Hine	'83
* George C. Hare	'84
* Irving J. Naidorf	'85
Harry Blechman	'86
I.B. Bender	'87
Dudley H. Glick	'88
* Samuel S Patterson	'89
Robert A. Uchin	'90
Michael A. Heuer	'91
* Edward M. Osetek	'92
Harold Gerstein	'93
Henry J. Van Hassel	'93
Donald E. Arens	'94
* Harold A. Maxmen	'94
Herbert Schilder	'95
Stuart B. Fountain	'96
Joseph D. Maggio	'97

Louis I. Grossman Award

* Louis I. Grossman	'73
* Birger Nygaard-Ostby	'76
I.B. Bender	'78
Samuel Seltzer	'80
Harold R. Stanley	'81
Kaare Langeland	'82
Henry J. Van Hassel	'84
Melvin Goldman	'89
Syngcuk Kim	'90
Calvin D. Torneck	'91
Henry O. Trowbridge	'92
Mahmoud Torabinejad	'93
Herbert Schilder	'96

Ralph F. Sommer Award

Calvin D. Torneck	'84
Alfred L. Frank	'85
Mahmoud Torabinejad	'86
John I. Ingle	'87
Leif Tronstad	'90
Jens O. Andreasen	'91
I.B. Bender	'93
Samuel Seltzer	'93
Goran Sundqvist	'94
Gunnar Bergenholtz	'96

Endodontic Educator Award

* Gordon D. Mattison	'95
Eric M. Rivera	'96

Honorary Members

* Edgar D. Coolidge	'48
* W. Clyde Davis	'48
* Bernhard Gottlieb	'48
* Edward S. Hatton	'49
* Walter Hess	'49
* Hermann Prinz	'49
* Francisco Pucci	'49
* Sir E. Wilfred Fish	'56
* Birger Nygaard-Ostby	'58
Mary Crowley	'66
* Ralph F Sommer	'67
Harold R. Stanley	'68
* Maynard K. Hine	'69
* Maury Massler	'71
* Louis I. Grossman	'73
* Oscar A. Maisto	'79
Henry O. Trowbridge	'86
David H. Pashley	'92
Irma S. Kudo	'94
Frank N. Lentine	'94
Michel Maillefer	'94

President's Award

Peter A. Paesani	'97
------------------------	-----



Past Presidents

* W. Clyde Davis	'43-44
* Ralph F Sommer	'44-45
* Robert G. Kesel	'45-46
* E.G. Van Valey	'46-47
* Maynard K. Hine	'47-48
* Louis I. Grossman	'48-49
* Elmer A. Jasper	'49-50
* Raymond L. Girardot	'50-51
* George G. Sharp	'51-52
* F Darl Ostrander	'52-53
Laurence A. Lucas	'53-54
* N. Weir Burkman	'54-55
* Harry J. Healey	'55-56
* John R. Pear	'56-57
* George C. Hare	'57-58
George G. Stewart	'58-59
* J. Henry Kaiser	'59-60
* Paul P. Sherwood	'60-61

* Glenn R. Brooks	'61-62
* Vincent B. Milas	'62-63
James H. Sherard Jr.	'63-64
Jacob B. Freedland	'64-65
* Henry S. Schmidt	'65-66
John I. Ingle	'66-67
Edwin C. Van Valey	'67-68
* Samuel S Patterson	'68-69
* Warren J. Hedman	'69-70
* John F. Bucher	'70-71
Dudley H. Glick	'71-72
I.B. Bender	'72-73
Charles A. Scott Jr.	'73-74
Alfred L. Frank	'74-75
Robert A. Uchin	'75-76
Frank B. Trice	'76-77
George A. Zurkow	'77-78
Harry Blechman	'78-79

Paul E. Zeigler	'79-80
* Edward M. Osetek	'80-81
Henry J. Van Hassel	'81-82
Noah Chivian	'82-83
Donald E. Arens	'83-84
Stephen F. Schwartz	'84-85
Herbert Schilder	'85-86
Michael A. Heuer	'86-87
Charles J. Cunningham	'87-88
Joseph D. Maggio	'88-89
Gerald C. Dietz Sr.	'89-90
James C. McGraw	'90-91
Joseph I. Tenca	'91-92
Stuart B. Fountain	'92-93
Eric J. Hovland	'93-94
Richard C. Burns	'94-95
Philip W. Cohen	'95-96

*Deceased



Participants

A		G		L		R	
Abbott, Paul V.	6, 9	Galvez, Julio R.	19	Lan, Wan-Hong	17	Rakich, Douglas R.	9
Abedi, Hamid R.	11	Garlock, Jason A.	19	Lavin, Marshall T.	19	Rakusin, Hedley	15
Al-Hadlaq, Solaiman M.	20	Gartenberg, Jamie S.	9	Leano, Monica	13	Rauschenberger, Cindy R.	12, 17
Alibrandi, Pasquale	14	Gettleman, Bradley H.	5	Leffel, Richard	13	Reisman, Deron J.	12
Altshul, Joel H.	17	Gill, Nader	20	Lemon, Ronald R.	21	Remeikis, Nijole A.	17
Anderson, Ronald W.	2, 4	Glickman, Gerald N.	2, 12, 16	Levin, Martin D.	5	Rethnam, Sivakami	20
Angulo, Samuel J.	17	Goerig, Albert C.	8, 15, 18	Levin, Roger P.	15	Ricks-Williamson, Linda	9
Apicella, Michael J.	12	Goessman, John B. Jr.	20	Levine, Debora F.	13	Rivera, Eric M.	8
Ashkenaz, Paul J.	7, 17	Goodis, Harold E.	6, 17	Levine, Harris B.	10	Rodriguez, Juan P.	20
Atuesta, Claudia M.	13	Guglielmo, Anna M.	18	Lilly, Jeffrey P.	19	Rosenbaum, David S.	20
Auld, Charlene M.	19	Gutmann, James L.	6, 9, 11	Lim, Sung Sam	13	Rosenberg, Robert J.	5, 21
Austin, B. Peter	13			Lin, Louis M.	8	Rossman, Louis E.	8
B		H		M		S	
Bachicha, William S.	11	Hahn, Chin-Lo	13	Madison, Sandra	7, 17	Sae-Lim, Varawan	17
Backlund, Gary A.	2	Harbert, Henry L.	13	Maggio, Joseph D.	11, 21	Sarmiento, Amelia	14
Backman, Charles A.	2	Hargreaves, Kenneth M.	16	Magli, Luciano A.	19	Schaefer, Edgar	9
Bac, Kwang Shik	6	Harkacz, Orest M. Sr.	10	Maguire, Hugh	12	Schilder, Herbert	12
Bakland, Leif K.	8, 11	Harrington, Gerald W.	7	Malek, Karim	19	Schmidt, Kyle J.	20
Baldassari-Cruz, Lynne A.	19	Harrison, John W.	7	Malik, Waheed A.	20	Schneider, S. Craig	14
Barbakow, Fred	9	Hata, Gin-Ichiro	13	Mandel, Matthew A.	2	Seidberg, Bruce H.	6
Bastulli, Anthony P.	14	Hayami, Shigeru	13	Marcum, Scott L.	14	Serene, Thomas P.	16
Baumgardner, Kirk R.	6	Held, Steven A.	7	McGraw, James C.	2, 14	Shabahang, Shahrokh	17
Baumgartner, J. Craig	16	Hernandez, Ramon E.	17	McGrew, Troy E.	20	Shinkwin, Gregory E.	17
Becerra, Hernan	13	Hicks, M. Lamar	8	Medina, Jose A.	20	Shull, Colleen C.	9
Behnia, Ali	20	Himmel, Van T.	2, 16	Mejia, Armando R.	12	Siragusa, Martha	9
Bishop, Michael R.	18	Hinrichs, Robin E.	6	Menezes, Jacinta M.	9	Smorang, Terry J.	15
Bodey, Timothy E.	19	Hogan, Larry	7	Miller, Donald A.	9	Sommercorn, Linda M.	20
Borelli, Paolo	14	Hollender, Lars	7	Miller, James R.	8	Southard, Denny W.	10
Bowles, Walter R.	6	Hollett, Lorraine	15	Mize, Samuel B.	6	Souza Filho, Francisco J.	14
Briseno, Benjamin M.	16	Horn, Donald J.	19	Moreton, Tod R.	19	Spear, Frank M.	4
Brown, W. Paul	14	Houck, Vicki M.	12	Mork, Thomas O.	8	Spolnik, Kenneth J.	2
Bryant, Neil W.	2	Howard, James	15	Mowrey, Blaine E.	9	Steiman, H. Robert	17
Buchanan, L. Stephen	20	Hsu, Yeung-Yi	6	Mullin, Kevin T.	20	Stich, James E.	17
Burns, Richard C.	10			Munce, C. John	18	Stokes, Orsure W.	6
Byers, Margaret R.	10			Murgel, Carlos A.F.	14	Suarez, Martha L.	14
C		I		N		T	
Caicedo, Ricardo	6, 13	Imura, Noboru	9, 13	Nakagawa, Kan-Ichi	13	Taito, Lee A.	14
Calzonetti, Kevin J.	17			Nakamura, Hiroshi	13	Tang, Hong-Ming	12
Camp, Joe H.	11	J		Nakata, Todd T.	11	Teixeira, Fabricio B.	14
Campbell, David A.	9, 19	Jaber, John J.	19	Nearing, Mark V.	20	Torbinejad, Mahmoud	8, 12
Cantillo, Carlos R.	13	Jeansonne, Billie G.	12	Nguyen, Hung Q.	18	Tordik, Patricia A.	19
Caruso, Robert A. Jr.	20	Jensen, Scott A.	20	Nguyen, Trang (Jan) B.	6	Trope, Martin	14, 17
Cendales, Elizabeth	14	Johnson, Blair T.	20	Nii, Kevin T.	9		
Chivian, Noah	18	Johnson, William T.	17	Nimmich, Michael W.	20		
Cohen, A. Scott	11	Jones, David M.	19				
Compton, Duane E.	8	Jou, Yi-Tai	17	O		V	
Coury, Kirk A.	2, 16	Jowid, Albert M.	15	O'Connor, David F.	20	Velasquez, Maria F.	14
Cunningham, Charles J.	17	Joyce, Anthony P.	19	O'Dea, Kevin M.	10	Ventura, Eduardo A.	6
D		K		P		W	
Dacko, Chris R.	19	Kahn, Frederick H.	10	Paesani, Peter A.	16	Wahl, Patrick	15
Dalton, B. Clark	6	Kao, Yi How	7	Panak, Sue	11	Walia, Harmet D.	14
Davidson, Sarma	2	Karabucak, Bekir	6	Parente, Stephen A.	18	Wallace, James A.	20
Dean, Jon P.	19	Karpinski, Kathryn M.	19	Pastor, James E.	20	Walton, Richard E.	8, 16, 17
DeConinck, Derik P.	19	Katebzadeh, Nooshin	19	Pecora, Gabriele	10	Weichman, Jack A.	6, 10
DeGuzman, Joseph D.	19	Kaufman, Robert L.	20	Peikoff, Marshall D.	17	Weisman, Manuel I.	13
Devey, Jason P.	19	Khademi, John A.	5	Pettiette, Mary T.	9, 14	West, John D.	4, 18, 20
Dickey, David J.	13	Khayat, Bertrand G.	8	Pileggi, Roberta	17	White, Robert R.	11
Dietz, Daniel B.	20	Kim, Syngcuk	10	Pineda, Franklin	14	Wiggins, Gregory B.	14
Dietz, Gerald C. Sr.	5	Kimbrough, W. Frank	16	Pisano, Donna M.	10	Wilson, David E.	14
Dittmar, Erich A.	9	King, Kevin T.	2, 21	Pisano, Jerome V.	5	Witherspoon, David E.	7, 12
Dorn, Samuel O.	17	Ko, Hyunjung	13	Pitt Ford, Thomas R.	17	Wolcott, James F.	10
Douthitt, James C.	9, 17, 20	Kobayashi, Chihiro	14	Poelman, Corene J.	20	Wong, Ralan D.	19
Doyle, Diane L.	19	Kochis, Kimberly A.	19	Powell, William D.	14	Wright, Ron	14
E		Komorowski, Richard C.	17	Q		Y	
El-Tagouri, Hesham M.	6	Kosakoski, Edward D.	20	Quevedo, Joseph V.	19	Yamauchi, Shizuko	14
Escobar, Juan G.	13	Kuo, Ming-Li	18, 19	Quintero, Oscar H.	13	Yang, Shue-Fen	9
Ester, Todd V.	19	Kuttler, Sergio	14			Yatsushiro, Jon D.	10
F				Z		Yoshioka, Takatomo	14
Fine, Howard B.	15			Zurkow, George A.	8		
Fountain, Stuart B.	8						
Frick, Kenneth J.	19						
Friedman, Shimon	9						



Topical Index

A

Affiliate Leadership Conference	5
American Board of Endodontics	
Diplomate meeting	17
Certification process	17
Luncheon	7
Officers	23
AAE Board of Directors	2
AAE Career Opportunities Exchange	25
AAE Foundation	22
AAE Headquarters Office	3
AAE Information Center	25
AAE Online	3, 14
Ancillary Personnel Program	15
ADA procedure codes	15
Collect at time of service, GI IV	15, 16
How to triple referrals GI V	15, 21
Practice excellence and efficiency	15
Annual Session Committee	2
Attire	3
Audiotapes (Teach'em)	3, 25
Auxiliary program	23
Award Recipients	26
Awards	
Edgar D. Coolidge Award	21
Graduate Student	21
President's Award	16

B

Badges	3
Breakfasts	
Wednesday CEC Continental	4
Thursday Opening Session	5
Friday Continental	10
Saturday Continental	19
Sunday Farewell	21

C

College of Diplomates	
Training mentors	8
Continuing Education Certificates	3
Continuing Education Course, Wednesday	
Endodontic retreatment	4
Clinical	
Apexification, LAS 19	13
Endodontic infections, SS VII	16
Endoscope, LAS 1	7
Intentional replantation, LAS 20	14
Interactive session	11
Internal bleaching, LAS 16	13
Problem solving, LAS 13	10
Prognosis of root canal treatment, LAS 5	8
Treatment of compromised teeth, LAS 23	18
Treatment of the avulsed tooth, LAS 22	14

D

Diagnosis	
Diagnostic problems, LAS 8	8
Digital Radiography	
Digital microvideography, GI I	5
Practical applications, LAS 25	18
Dinner Dance	3, 21
Diplomate (ABE), "How to's"	17
District Caucuses	5

E

Education	
AADS Endo Section meeting	16
Endodontic Educators Forum:	
Research and education	12
Faculty Development Post Meeting	21
Exhibits	3, 5, 10, 19
Exhibit hours	3, 24
Exhibitors	24-25

F

Faculty Development Post Meeting	21
Farewell Breakfast	21
Financial planning	
Estate planning, LAS 2	7
Investment, LAS 18	13

G

General Assembly	21
General Information	3

H

Healing	
Role of inflammation, SS III	8

I

Imaging	
Digital radiography, LAS 25	18
Instrumentation	
Nickel-titanium panel, SS VI	16
Variably tapered files, SS VIII	20
Insurance	
Treloar & Heisel, Inc.	25
Interactive Session	
Making practice choices	11
Internet demonstration	3, 14

L

Legal	
Aspects, LAS 10	10
Risk prevention skills, GI II	6
Luncheons	
Wednesday CEC	4
Thursday, ABE Grossman Memorial	7
Friday Award	16
Saturday Coolidge	21

M

Maps	30-32
Marketing	
Digital microvideography, GI I	5
Increase referrals, GI V	15, 21
Meetings	
Affiliates	23
Alumni	23
Auxiliary	23
Board of Directors	22
Committees	22
Foundation	22
Microscope	
Operating microscope, LAS 6	8
Role of the microscope in exceptional practice, LAS 26	18
Surgical treatment, SS IV	10

O

Obturation	
Continuous wave, SS VIII	20
Opening Session Breakfast	5
Opportunity to learn, ABE luncheon	7
Oral Research Presentations	
Anesthesia	
Intraosseous injections	12, 18
Antibiotics	
Effect on replantation success	17
Apex Locators	
Comparison study	9
Handpiece containing	9
In vital vs. necrotic canals	17
Solvent effect on	9
Apexification	
Comparison of material for	17
Biochemistry	
Nerve growth factor presence	6
Prostaglandins	6
Root dentin composition	6
Substance P	6
Coronal microleakage	
Prevention of	10
Diagnosis	
Transillumination	16
Digital Radiography	
Histogram analysis of	16
Gallium nitrate diffusion	17
Healing	
Cementogenesis after root-end demineralization	11
Resorbable membrane effect on	12
Surgical	12
Immunology	
Bonding agent effect on macrophages	9
Decorin localization	18
Lymphocyte role	12
Osteoblast response to IGF-1	17
Quantitative analysis of components	18
Response of immunodeficient rats	17
Implants	
Calcium phosphate osteoconduction	18
Single tooth	17

Instrumentation	
Lightspeed vs. step-back	9
S-shaped canals	10
Instruments	
Comparison of cutting efficiency	9
Laser	
Surface temperature effect	17
Leakage	
Comparison of sealers	9
Effect of apical patency	9
Effect on success	9
Hemoglobin penetration	9
In vivo model for	9
Microbiology	
Bacterial differentiation	6
Chlorhexidine effect	17
Detection of a collagenase	11
NiTi Instruments	
Biocompatibility study	6
Comparison of debris extrusion	6
Corrosion study vs. stainless	6
Effect of different irrigating solutions with	6
Intracanal bacterial reduction with	6
Spreader comparison	9
Sterilization effects	6
Obturation	
Root fracture from	12
Pain	
Reduction by trephination	12
PDL viability	
Assessment of	17
Perforation repair	
Cured resin in	9
Mineral Trioxide Aggregate	11
Pharmacology	
Superoxide effects	6
Post removal	
Crack incidence during	17
Radiography	
Conventional vs. computed	9
Identifying PDL change	17
Lossy compression effect	9
Restoration	
Bleaching effect on amalgam	9
Effect of a base	9
Effect of temporary leakage	9
Microleakage after post	11
Temporary leakage	9
Resorable membranes	
Guidor	17
Retreatment	
Thermafil	10
Root-end filling material	
Endotoxin leakage	12
Implant study of	17
Material comparison study	10
Root-end preparation	
Examination of	17
Storage media	
Comparison in successful replantation	17
Media comparison	10

P

Participants	27
Past Presidents	26
Past Presidents' Breakfast	22
Past Presidents' Reception	21
Poster Research Presentations	
PR 1-22	
Endodontist section	13-14
PR 23-40	
Graduate Student Section	19
Practice management	
ADA procedure codes, ancillary personnel	15
Ancillary efficiency, ancillary personnel	15
Collection, GI IV	15, 16
How and why we do what we do, LAS 7	8
Marketing, GI V	15, 21
Moving your practice to the next level of excellence, LAS 24	18
Starting an endodontic practice, GI III	11
Practitioners' Platform	6
President's Dinner Dance	3, 21
Vouchers	3
President's Welcome	1

R

Registration	3
Registration hours	3
Research	
Endodontic Educators' Forum, grant proposals	12
Models, LAS 12	10
Restoration	
Alternatives, Wednesday CEC	4
Cast gold post & core, LAS 15	13
Core buildups, LAS 11	10
Retreatment	
Challenge of retreatment, LAS 6	8
Endodontic retreatment, Wednesday CEC	4
Removal of canal obstruction, SS I	5
Retrieval of separated objects, LAS 14	10

S

Smoking Policy	3
Speaker AV Ready Room	3
Staff, see Ancillary personal	15
Surgery	
Advanced microscopic, SS IV	10
Basics of surgery, LAS 17	13
Complications, SS IX	20
Healing, SS II	7
Hemostasis, LAS 4	7
Maxillary sinus, LAS 3	7
MTA, apical seal, LAS 27	18
Root-end filling materials, LAS 9	9

T

Table Clinic Presentations	
TC 1-6	
Endodontist section	14
TC 7-31	
Graduate Student Section	19-20
Tape recording	3
Teach'em	3, 25
Tote Bags	3
Tours	22
Trauma	
Trauma management, SS V	11

V

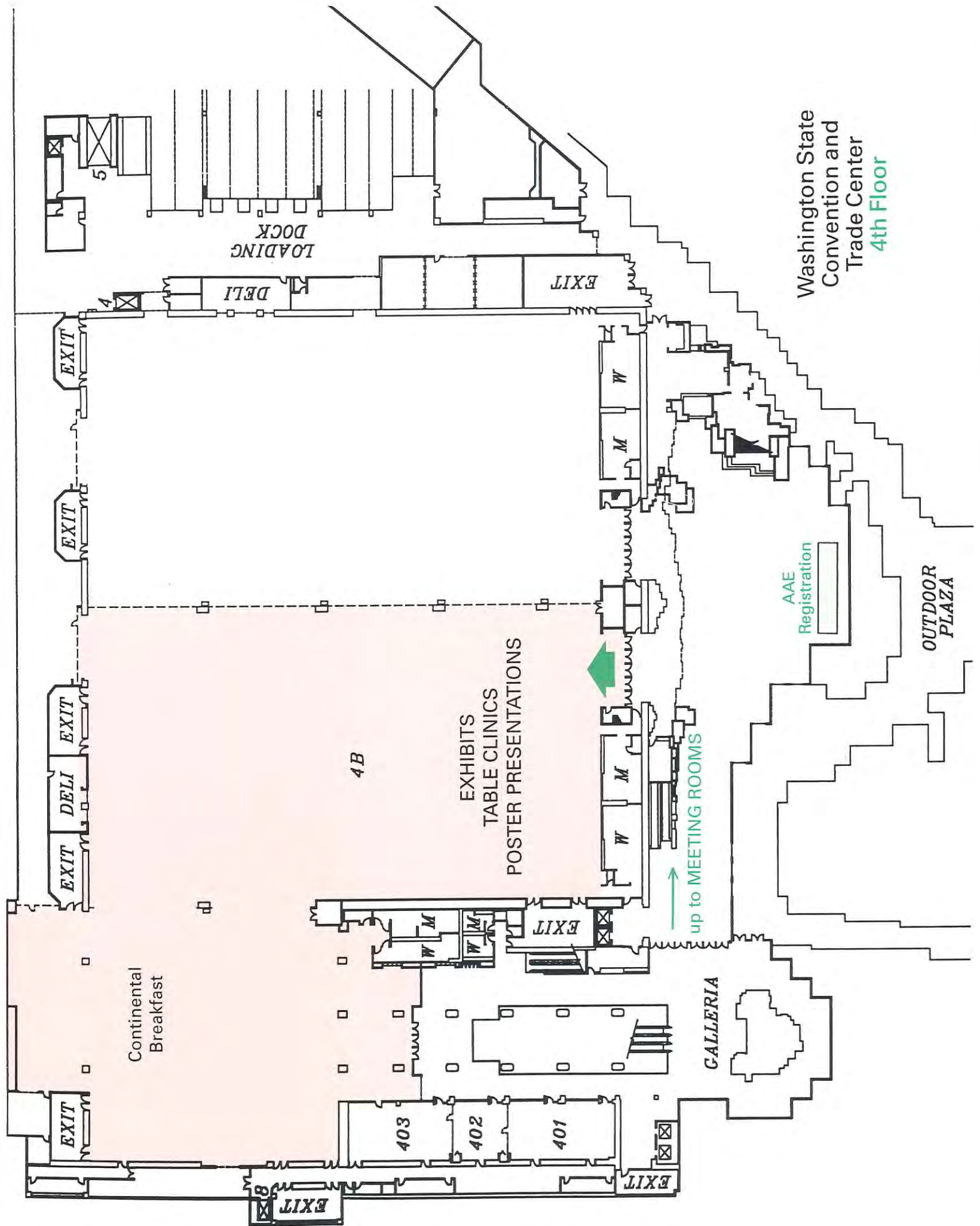
Videotapes (Teach'em)	3, 25
-----------------------	-------

W

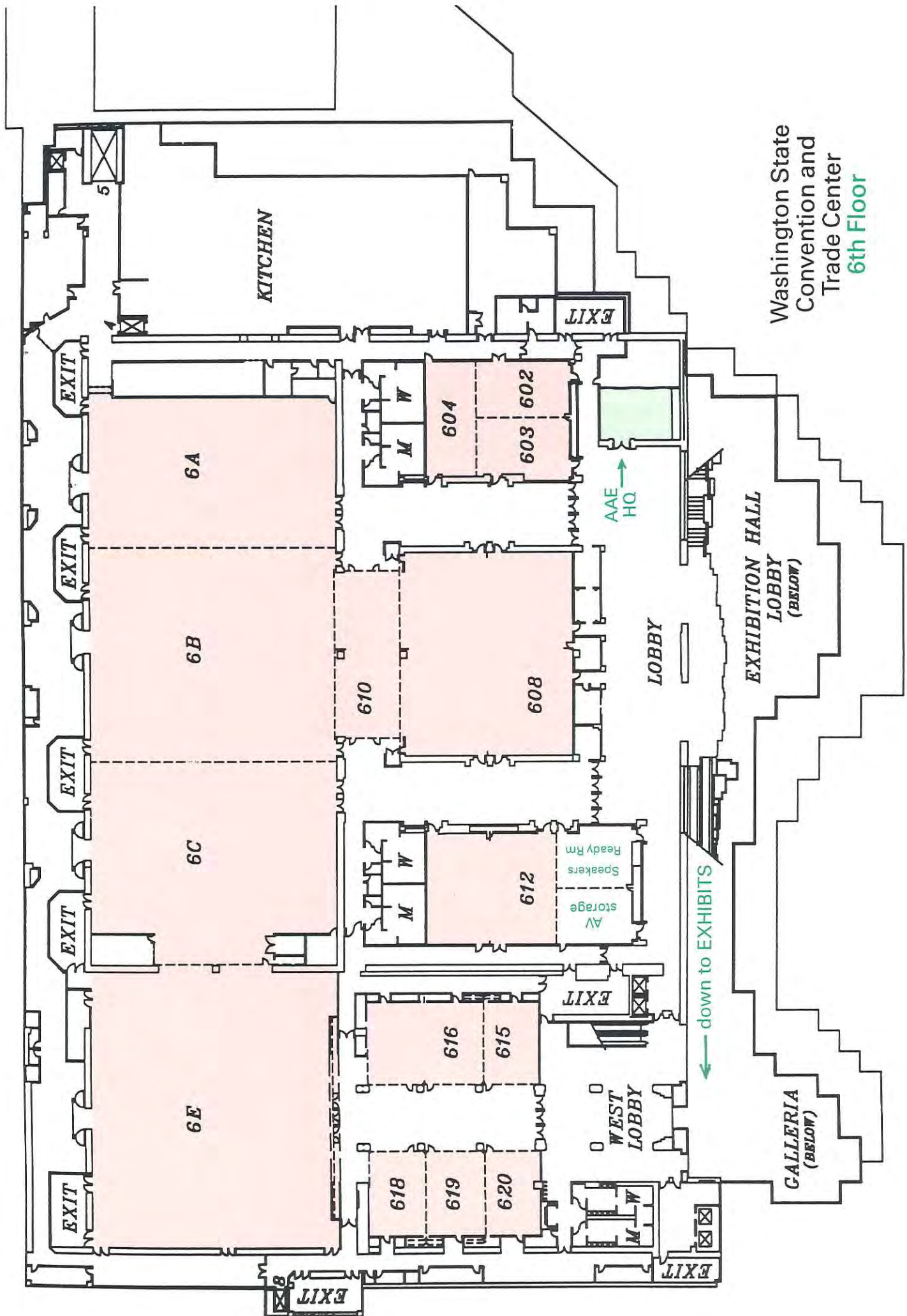
Web site demonstration	3, 14
Welcome Reception	5
Wild/endangered animals, LAS 21	14

KEY

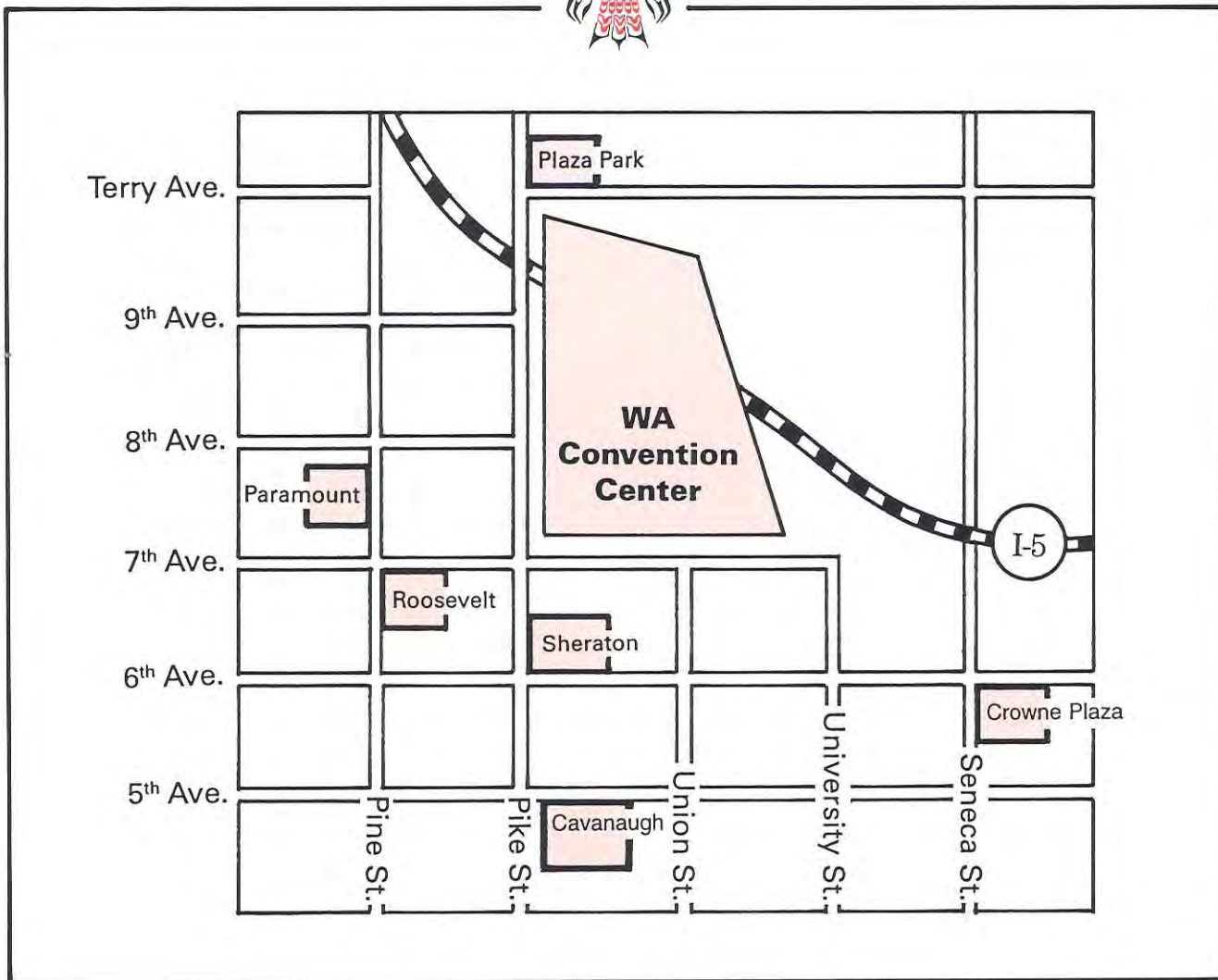
CEC=Continuing Education Course
GI=General Interest Session
LAS=Limited Attendance Session
SS=Scientific Session



Washington State
Convention and
Trade Center
4th Floor



Washington State
Convention and
Trade Center
6th Floor



Sheraton Seattle Hotel & Towers

1400 6th Avenue
 Seattle, WA 98101
 Phone: 206/621-9000
 Fax: 206/621-8441

Paramount Hotel

724 Pine Street
 Seattle, WA 98101
 Phone: 206/292-9500
 Fax: 206/292-8610

Cavanaugh's on Fifth Avenue

1415 5th Avenue
 Seattle, WA 98101
 Phone: 206/971-8000
 Fax: 206/971-8100

Plaza Park Suites

1011 Pike Street
 Seattle, WA 98101
 Phone: 206/682-8282
 Fax: 206/682-5315

Crowne Plaza

1113 6th Avenue
 Seattle, WA 98101
 Phone: 206/464-1980
 Fax: 206/340-1617

Roosevelt

1531 7th Avenue
 Seattle, WA 98101
 Phone: 206/621-1200
 Fax: 206/233-0335

Continuous shuttle busses for the **Dinner Dance only** will be available starting at 6:15 pm Saturday, May 10, from the Sheraton, Cavanaugh, Crowne Plaza, Paramount, Plaza Park, and Roosevelt hotels to the Washington State Convention and Trade Center. The last bus from the convention center to the hotels will depart at midnight.