


American Association of Endodontists
55th Annual Session



Paradigms for Excellence

Table of Contents

AAE Board of Directors	2
Annual Session Committee	2
General Information	3
Continuing Education Course	4
Program	
Wednesday	5
Thursday	5-9
Friday	9-20
Saturday	20-24
Sunday	24
Board and Committee Meetings	25
AAE Foundation	25
American Board of Endodontics	25
Alumni, Affiliates, & Other Groups	26
Tours	27
AAE Auxiliary	27
Exhibitors	28-29
Award Recipients	30
Past Presidents	30
Participants	31
Topical Index	32-33
Maps	34-36

The statements and opinions expressed at the AAE Annual Session are solely those of the individual speakers. Their statements and opinions do not reflect any endorsement by the American Association of Endodontists.



President's Welcome

Welcome to "New York, New York"—What a great venue for our 55th Annual Session!

It's been thirty years since the AAE has been to New York for an annual session, and our program promises that it has been worth the wait. Our Annual Session Committee of Kirk Coury, Ken Spolnik, Fred Goodman, Kevin King, Gary Backlund, and Glenn Paulk has worked tirelessly to put together a program that will excite and stimulate you as well as fulfill all your educational needs. Ron Deblinger and Bruce Seidberg have assembled a slate of tours and attractions that should satisfy all your cultural requirements. Local Committee members Herb Spasser, Ron Deblinger, Marc Balson, and Leslie Elfenbein have developed a guide to local restaurants, night clubs, and sporting events that should assist even us country folk in locating the cuisine of our choice in the "Big Apple." Judy Seidberg and Rebecca Deblinger have coordinated the AAE Auxiliary functions, which will include a Silent Auction at our Wednesday Welcome Reception to benefit the AAE Foundation. If you see any of these people during the annual session, please give them a resounding "Thank You." They have given many hours of their time so that we can enjoy New York.

Another group of individuals who should be thanked are the members of the AAE staff. They coordinate and organize our dreams and turn them into reality. What a great team they all are. A special thanks goes to Irma Kudo, our Executive Director, whose expertise and dedication have guided the AAE Annual Session in becoming the quintessential dental meeting.

New York, "The Big Apple," is the ideal place for our big show. The meeting and greeting of fellow endodontists are always the highlights of any AAE meeting, for the friendships and camaraderie are the most rewarding privileges of membership. Don't miss this opportunity to avail yourself of the sights and sounds of the city as we reshape our "Paradigms" and strive to continue toward "Excellence."

Denis E. Simon III, DDS, MS
President



AAE Board of Directors



Denis E. Simon III
President



Carl W. Newton
President-elect



Harmon R. Katz
Vice President



James L. Gutmann
Treasurer



Jerome V. Pisano
Immed. Past President



Jeffrey W. Hutter
Secretary



Henry J. Van Hassel
Editor



Irma S. Kudo
Executive Director

District I Directors



Roger R. Lacoste
1999



James O. Roahen
2000

District II Directors



Kenneth N. Namerow
1998



Stanley J. Einbender
1999

District III Directors



William G. Schindler
1998



John S. Olmsted
2000

District IV Directors



Eva C. Dahl
1998



A. Eddy Skidmore
2000

District V Directors



David E. Stamos
1998



Jeffrey Hoover
1999

District VI Directors



Mahmoud Torabinejad
1999



Gary S. Yonemoto
2000

Annual Session Committee



Kirk A. Coury
General Chair



Kenneth J. Spolnik
Program Chair



Ronald I. Deblinger
Local Committee Co-Chair



Bruce H. Seidberg
Local Committee Co-Chair

Program

Continuing Education	Fredric Goodman
Limited Attendance Sessions	Fredric Goodman
Staff Sessions	Kevin T. King
Oral and Poster Research Presentations	Van T. Himel
Table Clinics	Mary T. Pettiette
Meeting Rooms	Gary A. Backlund
Exhibits	Glenn L. Paulk

General Arrangements

Hospitality	Herbert F. Spasser
Hosts	Brian P. Trava and Richard R. Weiss
Monitors	Irving Fried and Mark A. Schachman
Signs	Carol E. Mann
Sports	Marc Balson
AAE Auxiliary Liaisons	Rebecca Deblinger and Judy Seidberg



General Information

The New York Hilton & Towers in New York is the headquarters hotel for the 55th Annual Session.

AAE Headquarters Office

Morgan Room, 2nd Floor

AAE staff manages the office from 7 am–6 pm, Tuesday through Saturday.

AAE Online Demonstration

AAE Online will be demonstrated in the AAE Information Center in Americas Hall II. Stop by to see the new features added since last year or for a full demonstration. General information about going online and using the Internet will also be available.

Attire

Business casual clothing is recommended for daytime wear. For evening, dress slacks, skirts, and casual dresses are appropriate. Some restaurants require jackets and ties. Saturday evening's President's Dinner Dance is black tie.

Badges

Badges must be worn at all official AAE functions.

Commemorative Tote Bags

You may be one of five lucky winners of free registration for the 1999 Annual Session in Atlanta! You will receive a voucher for a free tote bag commemorating the AAE's 55th Annual Session with your registration packet. Bring your voucher to the AAE Information Center in Americas Hall II to receive your complimentary tote bag and see if you are a winner.

CE Certificates

A CE Certificate of Completion and instructions are included in your registration packet. Keep the original AAE CE Certificate of Completion in your files in case of audit. AAE is an ADA CERP recognized provider.



Exhibits

Americas Hall I and II

Please stop by, see the latest in products and services, and thank the exhibitors who help defray part of your annual session costs. The number of presentations has been reduced on Saturday to allow more time for attendees to visit the exhibits. Badges must be worn in the exhibit halls. Complimentary coffee service will be provided on Thursday, Friday, and Saturday in the exhibit halls. Exhibit hours are scheduled as follows:

Thursday, May 7	10 am–6 pm
Friday, May 8	8 am–6 pm
Saturday, May 9	8 am–1 pm

President's Dinner Dance

Purchase of a voucher does not guarantee seating. To reserve seats for the President's Dinner Dance, exchange your voucher for a banquet ticket at the AAE Dinner Dance Registration Desk **before 5 pm on Thursday, May 7**. If you wish to have group seating, you must present a voucher for each person in your group; all vouchers must be presented at the same time. **Each table seats 10 people, and seats are reserved on a first come, first served basis.** No exceptions will be made. There will be tables reserved for singles (without significant others).

Registration

2nd Floor, Promenade

Tuesday, May 5	3–8 pm
Wednesday, May 6	7 am–8 pm
Thursday, May 7	7 am–5 pm
Friday, May 8	8 am–5 pm

Registration fees include the following:

AAE member (excluding student members)

Wednesday	Welcome Reception (one ticket)
Thursday	Opening Session Breakfast, all sessions and exhibits
Friday	Continental Breakfast, Award Luncheon, all sessions and exhibits
Saturday	Continental Breakfast, Edgar D. Coolidge Luncheon, one ticket to the President's Dinner Dance, all sessions and exhibits
Sunday	Farewell Breakfast

AAE student member

Welcome Reception (one ticket), all sessions and exhibits

Non-member professional and non-member student

Welcome Reception (one ticket), all sessions and exhibits

Dental assistant or office administrator

All sessions, exhibits, and Friday and Saturday continental breakfast and lunch

Children

Welcome Reception

Smoking Policy

For the comfort and health of all attendees, smoking is not permitted at any AAE function. This includes all scientific, clinical, and general interest sessions, breakfasts, luncheons, receptions, exhibits, and the dinner dance.

Speaker AV Ready Room

Bryant Room, 2nd Floor

Program presenters are encouraged to review their audiovisual materials in the speaker ready room prior to their presentations to avoid possible equipment problems.

Teach'em, Inc.—Tape Recording

2nd Floor, Promenade

Teach'em, Inc. will record many of the sessions presented. The audio tapes are available for purchase in the registration area of the New York Hilton & Towers. Other audio taping is allowed only with the permission of the speaker.

Treloar & Heisel—Insurance Questions

2nd Floor, Promenade

Treloar & Heisel has been the endorsed administrator of insurance programs for the AAE for more than 18 years. Stop by their booth in the Registration Area for the answers to your insurance questions.



Wednesday CEC

Procedural challenges in endodontics

Continuing Education Course

Wednesday, May 6, 8:15 am–4:30 pm

(by ticket only—no on-site registration)

Grand Ballroom

(Breakfast and lunch will be in the Trianon Ballroom.)

Moderator: Fredric Goodman, DDS, New York

Course Schedule

7–8 am	Continental Breakfast
8:15 am	Introduction
8:25–9:50 am	Program
9:50–10:20 am	Break
10:20–11:45 am	Program
11:45 am–12:45 pm	Lunch
12:45–2:10 pm	Program
2:10–2:40 pm	Break
2:40–4:05 pm	Program
4:05–4:30 pm	Panel Discussion



Noah Chivian, DDS
West Orange, NJ



Ronald R. Lemon, DMD
New Orleans



Robert J. Rosenberg, DDS,
*DScD, Greenbrae, CA**



Mahmoud Torabinejad, DMD,
MSD, PhD, Loma Linda, CA

Current and future endodontic therapy requires continual development of clinical skills necessary to satisfy ever-increasing demands for the retention of teeth. Maintaining natural teeth through root canal treatment will remain the number one choice for patients only if the specialty of endodontics can successfully satisfy the almost daily demands of procedural challenges.

Presenters will illuminate the opportunities found in procedural challenges and discuss their varied opinions on challenge management. Both the science and clinical methodologies for management of common endodontic procedural challenges will be addressed. The learning objectives of each speaker are presented below.

Mahmoud Torabinejad

To teach participants to:

- Identify radiolucencies mimicking periradicular lesions.
- Compare properties of MTA with those of other root repair materials.
- Perform one step apexification technique.
- Identify materials which prevent coronal leakage following root canal therapy.
- Discuss techniques for repair of vertical root fracture.

Robert J. Rosenberg

To teach participants to:

- Discuss informed consent and case presentation of the case with the guarded prognosis.
- Describe rationale and treatment for either nonsurgical or surgical approach.
- Describe enhanced methods for locating root canal systems, removing post/cores, and retreatment.
- Discuss and treat the previously hopeless case with today's technique and armamentarium.

Ronald R. Lemon

To teach participants to:

- Diagnose, establish a prognosis, and treat perforations of various sizes and locations.
- Identify perforations which require matrix placement, match properties of matrix and repair materials, and learn placement techniques for current and future materials.
- Diagnose and treat periodontal defects associated with perforation, including Guided Tissue Regeneration.

Noah Chivian

To teach participants to:

- Identify the distinguishing and diagnostic characteristics of internal and external resorption.
- Select a treatment plan to deal with repairing perforating resorption defects.
- Analyze and select the materials used in repairing resorption perforations.
- Describe the components of a multi-disciplined approach required for treating unusual situations.

*Speaker serves as a consultant and/or has a commercial interest in subject matter.



Wednesday, May 6

Welcome Reception

Grand Ballroom

6:30-8 pm

(by ticket only)

Meet and greet friends, old and new. The reception will be earlier and the fare lighter to give you the opportunity to enjoy an evening out on the town. Business casual attire is appropriate.

Thursday AM, May 7

Opening Session Breakfast

East Grand Ballroom

8-10 am

(by ticket only)



Keynote: Denis E. Simon III, DDS, MS

President, American Association of Endodontists

Exhibits

Americas Hall I and II

10 am-6 pm

District Caucuses

10-10:45 am

District I*

CT, DC, ME, MD, MA, PA, PR, RI, VT, VA
Beekman Suite

District II*

NJ, NY
Room 520

District III

FL, GA, NC, SC, Public Health, Air Force, Army, Navy, Veterans Adm.
Room 524

District IV

IL, IN, KY, MI, OH, TN, WV, WI
Sutton Suite South

District V*

AL, AZ, AR, CO, IA, KS, LA, MN, MS, MO, MT, NE, NM, OK, TX, UT
Regent Suite

District VI

AK, CA, HI, OR, WA
Sutton Suite North and Center

*These districts will nominate candidates to represent their districts on the Board of Directors for a three-year term beginning May 1999.

Affiliate Leadership Conference

Rendezvous Trianon

10:45 am-12 noon

AAE Affiliate officers and AAE committee chairs are invited to attend this briefing on current AAE issues and activities.

Scientific Session I

Mercury Ballroom

Moderator: Kevin A. Deardorf, DDS, MSD, Indianapolis



11 am-12:15 pm

Spread of odontogenic infections: An anatomical journey in three dimensions

Mike Pirbazari, DDS, MS, PhD
Beverly Hills, CA

Dentists should become well acquainted with the etiology and means of spread of odontogenic infections because such knowledge forms the basis of successful therapy. At conclusion, participants should be able to:

- Define the significant anatomical landmarks of the deep face and neck.
- Describe the related potential interfascial spaces.
- Understand the clinical manifestations of these infections and the potentially life-threatening complications that may result.

This session will not be taped.

Dinner Dance Voucher Exchange

Gather your friends and exchange your seating vouchers for dinner tickets to the President's Dinner Dance no later than 5 pm, Thursday, May 7. This year, each table seats 10 people, so make arrangements early to enjoy this enchanting evening of sumptuous food, dancing, and splendor.

Silent Auction

The AAE Auxiliary will be sponsoring a silent auction at the Welcome Reception Wednesday night to benefit the AAE Foundation.

Scientific Session II

Trianon Ballroom

Moderator: Robert J. Rosenberg, DDS, DSCD, Greenbrae, CA



Paul R. Krasner



Henry J. Rankow

11 am-12:15 pm

Guidelines for selection and use of barriers in endodontic guided bone regeneration surgical procedures: An update

Paul R. Krasner, DDS
Pottstown, PA
Henry J. Rankow, DDS
Camp Hill, PA

Use of barrier technique in endodontic surgery has become an accepted therapy. As experience with barriers increases, guidelines for their uses are becoming clearer. This presentation will provide the practitioner who uses barriers in endodontic surgical procedures with guidelines for selection and utilization in order to provide the optimum chance for success. At conclusion, participants should be able to:

- Match the type of barrier to the endodontic surgical situation.
- List types of barriers available for use in GBR procedures.
- Describe guidelines for placement of barriers in GBR procedures in endodontics.
- List the indications and contraindications for each type of barrier used in endodontic surgery.

Commemorative Tote Bag

Exchange your tote bag voucher at the AAE Information Center in Americas Hall II during exhibit hours and pick up your complimentary tote bag.





Program

Limited Attendance Sessions

Limited seating. NO standing permitted.

LAS 1—Madison Suite

11 am–12:15 pm

Predictable crown lengthening surgery for enhanced endodontic and prosthetic success

David P. Pitman, DMD, *New York*

Gain a working knowledge of crown lengthening surgery. At conclusion, participants should be able to:

- Appreciate the situations in which crown lengthening can be utilized.
- Understand the limitations of various crown lengthening techniques.
- Describe the various approaches to crown lengthening.
- Understand complications that can arise from crown lengthening.
- Understand the armamentarium for surgical crown lengthening.

LAS 2—Clinton Suite

11 am–12:15 pm

A new nickel titanium instrumentation technique: The rapid body shaper (RBS)

Franklin Pineda, DDS, *Mexico City**

This presentation will highlight the advantages and performance of the instrument and describe the technique based on clinical and experimental data.

LAS 3—Gibson Suite

11 am–12:15 pm

Changing approaches to the management of endodontic failures

Paul V. Abbott, MDS, *Ivanhoe, Australia*

Endodontic treatment may fail and require further management. The cause of the failure must be determined because understanding the etiology, combined with research and clinical experience, will help clinicians make appropriate treatment decisions. This presentation will critically analyze and challenge common empirical approaches and will outline techniques for predictable outcomes.

Oral Research Presentations I

Graduate Student Section

Nassau Suite A

Moderator: Timothy A. Svec, DDS
Houston

11 am

Elevation of intracellular calcium in prototypical sensory neurons by lidocaine
Emanuel Alvaro, DDS (presenter), & G.R. Strichartz, Harvard Univ.

11:15 am

Mechanism by which chronic inflammation inhibits bone growth
Maryam Aminian, DDS (presenter), H. Schilder, & D. Graves, Boston Univ.

11:30 am

Vasodilatory effects of SP in the dental pulp
Bekir Karabucak, DDS (presenter), S. Simchon, C. Ratisoontorn, & S. Kim, Univ. of Pennsylvania

11:45 am

Sex hormone receptor status of the dental pulp and lesions of pulpal origin
S. Bryan Whitaker, DDS (presenter), B.B. Singh, R.N. Weller, & K. Bath, Medical College of Georgia

12 noon

Cannabinoid agonist stimulates G-proteins in dental pulp
Catherine E. Wurm, DDS (presenter), J.D. Richardson, W.R. Bowles, & K.M. Hargreaves, Univ. of Minnesota & Univ. of Texas, San Antonio

12:15 pm

Evaluation of prilocaine for the reduction of pain during injection
Louis F. Kramp, DMD (presenter), & P.D. Eleazer, Univ. of Louisville

Dinner Dance Voucher Exchange

Gather your friends and exchange your seating vouchers for dinner tickets to the President's Dinner Dance no later than 5 pm, Thursday, May 7. This year, each table seats 10 people, so make arrangements early to enjoy this enchanting evening of sumptuous food, dancing, and splendor.

Thursday PM, May 7

Louis I. Grossman Memorial Luncheon

Sponsored by the College of Diplomates
Rhinelander Gallery South

12:30–1:45 pm

(by ticket only)

Moderator: Stuart B. Fountain, DDS,
MSC, Greensboro, NC



**Current affairs:
A world view**

Admiral William J. Crowe Jr.
Washington, DC
Former Chairman, Joint Chiefs of Staff,
and former Ambassador to England

Scientific Session III

Mercury Ballroom

Moderator: Kenneth M. Hargreaves,
DDS, *San Antonio, TX*



2–5 pm

**Differential diagnosis of
orofacial pain**

Mark H. Friedman, DDS
Mount Vernon, NY

Easy recognition of common nondental causes of craniofacial pain will be covered. At conclusion, participants should be able to:

- Recognize atypical facial pain, trigeminal neuralgia, jaw muscle spasm, TMJ inflammation, tendinitis, and referred cervical pain.
- Suspect systemic conditions—brain tumor, Lyme's disease, fibromyalgia, temporal arteritis, TMJ degenerative joint disease—and identify headaches—migraine, cluster, tension-type, rebound, chronic daily, and posttraumatic.
- Appreciate advanced pain control methods—bulkless appliances, maxillary nerve chilling, post-endodontic jaw manipulation, electronic triggerpoint identification, and elimination.

*Speaker serves as a consultant and/or has a commercial interest in subject matter.

Clinical Session 1

Beekman Suite

Moderator: Robert H. Sharp, DDS
Sacramento, CA



2-4 pm

Concepts and practice of endodontic retreatment

Shimon Friedman, DMD
Toronto

Learn the major causes of endodontic failures, advantages and disadvantages of surgical and nonsurgical treatment modalities, and the technical procedures comprising nonsurgical retreatment of failures. At conclusion, participants should be able to:

- Recognize the outcomes of endodontic treatment modalities.
- Describe the clinical guidelines for nonsurgical retreatment of failures, including management of coronal restorations, removal of post and core restorations, and removal of all types of root filling materials and obstructions.
- Understand the compromised ability of surgical modalities to successfully treat failures.

Clinical Session 2

Sutton Suite South

Moderator: Frank J. Wilkinson, DDS
Laguna Hills, CA



2-4 pm

Nickel titanium rotary instrumentation

Kenneth A. Koch, DMD
Chestnut Hill, MA*

Develop a working knowledge of the three major nickel titanium (NiTi) rotary systems and the similarities and differences between systems. At conclusion, participants should be able to:

- Fully describe the technique for canal instrumentation using one of the NiTi rotary systems.
- Describe techniques utilized to prevent instrument separation.
- Define the term "hybrid" as it relates to NiTi instrumentation.

Clinical Session 3

Regent Suite

Moderator: Charles V. Tatosian, DDS, MS
Mission Viejo, CA



2-4 pm

Apex locators: The electronic determination of working length

Neville J. McDonald, BDS, MS
Baltimore

Electronic apex locators enable the clinician to accurately determine working length in a simple and user-friendly manner. At conclusion, participants should be able to:

- Describe scientific data demonstrating the accuracy of apex locators.
- Use an electronic apex locator in a predictable manner under a wide variety of clinical conditions.

General Interest Session I

Trion Ballroom

Moderator: Duane E. Compton, DDS
Longboat Key, FL



2-4 pm

Practice transitions: Changing ownership in a dental practice

Bernard B. Fink, DDS
Fairfax Station, VA*

Learn about the different methods by which the ownership of a practice can be partially or completely transferred from one dentist to another. At conclusion, participants should be able to:

- Determine the various pathways to dental practice ownership.
- Determine the value of a practice.
- Understand how to finance a practice transfer.
- Understand how to divide income in practice transfer situations.
- Understand the transition/negotiation process.
- Describe the keys to a win-win scenario.

Visit the Exhibits

Be sure to stop by Americas Hall I and II, see the latest in products and services, and thank the exhibitors who help defray part of your annual session costs.

Staff Session 1

Sutton Suite North and Center

2:30-4:30 pm

Applying ergonomics to the endodontic workplace

George A. Zurkow, DDS
Wilmington, DE
(See page 12 for description.)

Limited Attendance Sessions

Limited seating. NO standing permitted.

LAS 4—Madison Suite

2-3:15 pm

Sinus and endodontic pathology: A rational treatment

Jean-Yves G. Cochet, DDS, Paris

Endodontic pathology can induce sinus diseases because of the anatomic relationship. Classic sinusitis, pain, allergic manifestations, and ophthalmic reactions are the most common side effects. Proper investigation procedures followed by a faithful diagnosis will enable effective treatment to be administered. At conclusion, participants should be able to:

- Understand clinical evaluation and specific investigations (C.T. Scan) for determining the precise diagnosis and rational treatment.
- Describe when a surgical approach should be performed according to the latest histological, biochemical, and clinical studies on Guided Tissue Regeneration (GTR).

LAS 5—Clinton Suite

2-3:15 pm

Current perspectives in bone biology for the endodontist

James L. Gutmann, DDS, Dallas

Principles of bone biology will be highlighted to enable the contemporary endodontist to:

- Discuss metabolic processes distinct to bone lining cells, osteoblasts, osteoclasts, osteocytes, and to bone as a tissue.
- Relate metabolic processes to bone repair and regeneration during healing subsequent to nonsurgical and surgical endodontic therapy.

*Speaker serves as a consultant and/or has a commercial interest in subject matter.



Program

LAS 6—Gibson Suite

2-3:15 pm

Endoscopic endodontics

Barnet B. Shulman, DDS, New York

Conventional and surgical endodontics demonstrating the use of the endoscope will be discussed. Video tape showing intraoral views of both disciplines with excellent magnification and illumination in difficult areas within the operating field will be presented.

Oral Research Presentations II

Graduate Student Section

Nassau Suite A

Moderator: Karl Keiser, DDS
Memphis, TN

2 pm

Interpretation of periapical bone lesions comparing conventional vs. transmitted images

William P. Baker III, DDS (presenter),
R.J. Loushine, L.A. West, & L.V. Kudryck,
US Army Dental Activity & Medical
College of Georgia

2:15 pm

Effect of rotational speed on the breakage of nickel-titanium rotary files

Daniel B. Dietz, DDS (presenter),
P.M. DiFiore, J.K. Bahcall, &
E.P. Lautenschlager, Northwestern Univ.

2:30 pm

CDR as a technique for quantitative density analysis

Jed S. Jultak, DDS (presenter),
B.T. Sallen, & P.A. Rosenberg New York
Univ.

2:45 pm

In vitro assessment of root canal obturation by conventional and digital radiography

Eva Stanley, DDS (presenter),
K. Abramovitch, S.R. Makins, J. Hoover,
S. Narendran, B. Hinderstein, &
B.R. Archer, Univ. of Texas at Houston &
Baylor College of Dentistry

3 pm

Analysis of canal centering with various mechanical instrumentation techniques

David A. Kosa, DDS (presenter),
J.G. Marshall, & J.C. Baumgartner,
Oregon Health Sciences Univ.

3:15 pm

Comparison of instrumentation using Naviflex and ProFile nickel-titanium engine-driven rotary instruments

Stephen R. Ottosen, DDS (presenter),
J.I. Nicholls, & J.C. Steiner, Univ. of
Washington

3:30 pm

Evaluation of distortion and breakage of nickel-titanium rotary instruments

Barton W. Putnam, DDS (presenter),
C.E. Brown Jr., & J.J. Legan, Indiana Univ.

3:45 pm

Quantitative in-vitro comparison of calcium hydroxide placement techniques

Bruce T. Sallen, DMD (presenter),
J.S. Jultak, P. Ungphakorn, L. Schertzer,
P.A. Rosenberg, & F.H. Kahn, New York
Univ.

4 pm

In vitro bacteriological evaluation of coronal barrier materials in endodontically treated teeth

Giovanni Ippolito, DDS, & Mr. Cagatay
Erakin (presenters), R. Bhagat, S.H. Ahn,
D. Zuroff, C. Nup, & P.A. Rosenberg,
New York Univ.

4:15 pm

Smear layer affects the adhesion of glass ionomer cement sealers to bovine dentin

Manjinder S. Lalh, DDS (presenter),
K. Titley, C.D. Torneck, & S. Friedman,
Univ. of Toronto

4:30 pm

Resistance of a novel root canal sealer to bacterial ingress in vitro

Ian G. McDougall, DDS (presenter),
V. Patel, J.P. Santerre, & S. Friedman,
Univ. of Toronto

4:45 pm

Use of Super EBA as an endodontic apical plug

John E. Sullivan Jr., DDS (presenter),
P.M. DiFiore, M. Heuer, &
E.P. Lautenschlager, Northwestern Univ.

Taping

Audio and video taping are allowed only with permission of the speaker.

Oral Research Presentations III

Endodontist Section

Nassau Suite B

Moderator: Keith V. Krell, DDS, MS,
MA, Des Moines, IA

2 pm

SEM and light microscope evaluation of Nd-YAG laser root canal walls

Fred Barbakow, BDS, MSc (presenter),
F. Lutz, & L. Havranek, Univ. of Zurich,
Switzerland

2:15 pm

Use of ProFile .04 in plastic blocks by dental students and practitioners

Michael A. Baumann, DDS, PhD (presenter), & A. Roth, Univ. of Cologne, Germany

2:30 pm

Effect of Nd-YAP laser on curved root canal preparation

Paul L. Calas, DDS (presenter), T. Rochd, & K. Kozyrakis, Univ. of Toulouse, France & Univ. of Athens, Greece

2:45 pm

Shaping canals with hand profile 29 and NiTi rotary profile

Elisabetta Cotti, DDS, MS (presenter),
M. Gagliani, G. Enne, & M. Colombo,
University of Cagliari, Italy

3 pm

Defects and wear of NiTi Lightspeed cutting tips detected by SEM

Christine I. Eggert, DDS (presenter),
O. Peters, & F. Barbakow, Univ. of Zurich, Switzerland

3:15 pm

Nickel-titanium vs. stainless steel: Comparison of four instrumentation techniques on canal transportation

Cristiano Fabiani, DDS (presenter),
C. Pisacane, M. Boschi, & V. Franco,
Univ. of Rome, Italy

3:30 pm BREAK

3:45 pm

Remaining debris evaluated by SEM after Lightspeed and ProFile .04 preparations

Ove A. Peters, DDS (presenter),
C. Eggert, & F. Barbakow, Univ. of Zurich, Switzerland



4 pm

Comparative study on the resistance to corrosion of endodontic files

Martha Siragusa, DDS (presenter), & G. Racciatti, National Univ. of Rosario, Argentina

4:15 pm

Comparison of curved canal transportation with Balanced-Force vs. Lightspeed

David B. Shadid, DDS, MSD (presenter), J.I. Nicholls, & J.C. Steiner, Univ. of Washington

4:30 pm

Comparative study for root canal lengths by CDR and conventional x-ray

Ismail I. Elsherif, BDS, MSc, PhD (presenter), Elazhar Univ., Egypt

Limited Attendance Sessions

Limited seating. NO standing permitted.

LAS 7—Madison Suite

3:30-4:45 pm

Outcomes of endodontic treatment

Gunnar Hasselgren, DDS, PhD, New York

Results from reliable clinical studies will be presented to demonstrate factors that influence the outcome of different forms of endodontic treatment.

Outcomes assessment in the form of clinical follow-up studies enables evaluation of different treatment forms and their prognoses. The lecture will present results from reliable studies that will give the clinician an opportunity to choose the optional treatment forms.

LAS 8—Clinton Suite

3:30-4:45 pm

X-rated endo

David B. Rosenberg, DDS, Vero Beach, FL

Frequently patients present with root canal systems that are:

- X-tremely calcified,
- X-cessively curved,
- X-traordinarily abused.

These cases deserve an X-rating—no one permitted to treat without a commitment to X-cellence and previous X-perience on R-rated (Routine) cases. Techniques, armamentarium, and strategies used in treating X-rated cases will be presented.

This session will not be taped.

LAS 9—Gibson Suite

3:30-4:45 pm

Diagnosis and case selection: The key for successful endodontics

Ilan Rotstein, CD, Jerusalem

Successful endodontic therapy depends primarily upon correct diagnosis and proper case selection. Diagnostic procedures today include simple examinations as well as highly sophisticated tests requiring advanced technology. Because diagnostic procedures should be routinely performed prior to every endodontic therapy, the clinician must be familiar with the rationale and methodology of each application. Once a diagnosis is established, the indications and contraindications for each treatment modality should be evaluated in order to prognosticate its outcome. In this presentation, the different diagnostic procedures will be presented and the rationale for case selection will be discussed in order to achieve a more predictable and successful outcome.

Friday AM, May 8

Continental Breakfast

East Grand Ballroom

8-8:45 am

(by ticket only)

Exhibits

Americas Hall I and II

8 am-6 pm

Badges

Badges must be worn at all official AAE functions.

Smoking Policy

For the comfort and health of all attendees, smoking is not permitted at any AAE function. This includes all scientific, clinical, and general interest sessions, breakfasts, luncheons, receptions, exhibits, and the dinner dance.

Need a Break?

Complimentary coffee will be provided in the exhibit halls on Thursday and Friday at 10:30 am and 2:30 pm and on Saturday at 10:30 am.

Clinical Session 4

Rendezvous Trianon

Moderator: H. Robert Steiman, DDS
Detroit



9-11 am

Longitudinal tooth fractures: Classification, identification, and treatment

Eric M. Rivera, DDS, MS
Iowa City, IA

Learn about a classification system and steps for identifying teeth with longitudinal fractures that occur over time and distance in the long axis of the crown and/or root and provide treatment alternatives for patients with longitudinal tooth fractures. At conclusion, participants should be able to:

- Define longitudinal fractures according to the classification scheme: craze line, cuspal fracture, cracked tooth, split tooth, and vertical root fracture.
- Articulate ways to identify and accurately diagnose longitudinal fractures, explore the "typical" characteristics of longitudinally fractured teeth, and determine what diagnostic aids are required to locate these fractures.
- List alternatives and rationale for treatment of longitudinal tooth fractures.
- Review information that the patient and dentist must consider regarding prognosis and prevention.

The statements and opinions expressed at the AAE Annual Session are solely those of the individual speakers. Their statements and opinions do not reflect any endorsement by the American Association of Endodontists.



Program

Clinical Session 5

Sutton Suite South

Moderator: Albert M. Jowid, DDS
Dallas



9-11 am

Mastering the "gutta-guns": Principles, applications, and techniques

Gerald N. Glickman, DDS, MS
Ann Arbor, MI

Each dentist should be able to describe the indications, concepts, and techniques for using currently available injectable thermoplasticized gutta-percha systems. At conclusion, participants should be able to:

- Discuss the principles of the "gutta-guns."
- List the indications and contraindications for using injectable thermoplasticized gutta-percha systems.
- Outline a predictable technique for successfully using the "gutta-guns" in clinical practice.
- Understand the technical nuances associated with injectable thermoplasticized gutta-percha.

General Interest Session II

Mercury Ballroom

Moderator: Charles L. Steffel, DDS, MSD, Indianapolis



9-10:30 am

Managed care: Endodontics in a changing health care system

Burton L. Edelstein, DDS, MPH
Washington, DC

This brief presentation provides an overview of trends and issues driving global change in the organization and financing of U.S. health care. It then seeks to envision the impact of these drivers on endodontic specialty care. At conclusion, participants should be able to:

- Understand these forces in order to enhance the practitioner's and Association's ability to respond to a changing health care marketplace.

*Speaker serves as a consultant and/or has a commercial interest in subject matter.

Staff Session 2 (Interactive Session 1)

Trianon Ballroom

9-10:15 am

Co-workers' conflict resolution: Smoothing relationships

Philip W. Cohen, DDS, MS, Livonia, MI
Gerald C. Dietz Sr., DDS, Bloomfield Hills, MI

(See page 16 for description.)

Staff Session 3

Beekman Suite

9-11 am

Moving to the next level of excellence as an endodontic assistant

Albert C. Goerig, DDS, MS
Olympia, WA*

(See page 12 for description.)

Staff Session 4

Regent Suite

9-11 am

Dental assisting with the microscope: Is it love, hate, or both?

Scott K. Bentkover, DDS
Highland Park, IL*

(See page 12 for description.)

Limited Attendance Sessions

Limited seating. NO standing permitted.

LAS 10—Clinton Suite

9-10:15 am

Treatment of root perforations with calcium hydroxide and SuperEBA

Patrick Bogaerts, LSD, Brussels, Belgium

The literature will be reviewed to support the concept of treatment and the choice of the proposed materials. At conclusion, participants should be able to:

- Use the instrumentation and technique presented, even in cases of old and infected perforations.
- Understand the limitations of this nonsurgical approach. Surgical treatment, as well as the use of other materials (e.g. Geristore), will also be presented briefly.

LAS 11—Gibson Suite

9-10:15 am

The role of growth factors in wound development and wound healing

David E. Witherspoon, BDS, MS, Dallas

This presentation will examine the role of growth factors in normal, diseased, and treated periradicular tissues, enabling endodontists to:

- Discuss the interaction of growth factors with the various cells of the periodontium in each condition.
- Discuss possible future clinical and research applications.

Oral Research Presentations IV

Graduate Student Section

Nassau Suite A

Moderator: William A. Walker III, DDS
San Antonio, TX

9 am

Quantitative assessment of dentin bridge formation following pulp capping with Mineral Trioxide Aggregate (MTA)

David J. Junn, DDS (presenter),
P. McMillan, L.K. Bakland, &
M. Torabinejad, Loma Linda Univ.

9:15 am

Role of IL-1 and TNF α on the pathogenesis of LEOs

Marc J. Hertzberg, DMD (presenter),
C.P. Chen, H. Schilder, Y. Jiang, &
D. Graves, Boston Univ.

9:30 am

Clindamycin local delivery device as an intracanal medicament

Jack Gilad, DMD (presenter), R. Teles,
P. Stashenko, & R.R. White, Harvard
Univ. & Forsyth Dental Center

9:45 am

Effect of preemptive morphine and ibuprofen on c-FOS expression in the nucleus caudalis following pulp injury

Ty E. Erickson, DDS (presenter),
W.T. Johnson, A.S. Law, G.F. Gebhart, &
K.R. Baker, Univ. of Iowa

10 am

Evaluation of an apical trephination procedure on postoperative endodontic symptoms

Ellen G. Nist, DDS (presenter),
A. Reader, M. Beck, & J. Weaver, Ohio
State Univ.



10:15 am

Internal bleaching efficacy of 10% carbamide peroxide in vitro
Claudia C. Vachon, DDS (presenter),
P. Vanek, & S. Friedman, Univ. of
Toronto, Canada

10:30 am

Pain reduction in untreated irreversible pulpitis using an intraosseous injection of Depo-Medrol
Eric Gallatin, DDS (presenter), A. Reader,
R. Nist, M. Beck, & J. Weaver, Ohio State
Univ.

10:45 am

Effect of alendronate on immature human dental root apical explants
Linda M. Sommercorn, DDS (presenter),
P.M. DiFiore, M.W. Lingen, S.N. Dixit, &
A. Veis, Northwestern Univ.

11 am

Apical extrusion of sodium hypochlorite: Rotary instrumentation vs. hand filing
Shane D. Bergo, DDS (presenter),
C.E. Brown Jr., J.J. Legan, & B.K. Moore,
Indiana Univ.

11:15 am

Evaluation of pigmented intraorifice barriers in endodontically treated teeth
James F. Wolcott, DDS (presenter),
M.L. Hicks, & V.T. Himel, Albert Einstein
Medical Center & Univ. of Tennessee

11:30 am

Expression of interleukin-8 in normal and diseased dental pulps
Anthony P. Potente, DDS (presenter),
J.W. Kim, X. Zhang, G.T. Huang, Univ. of
California, Los Angeles

11:45 am

Attachment of human PDL cells to fibronectin treated root surfaces
Chris R. Dacko, DMD (presenter),
P.M. DiFiore, S.N. Dixit, & A. Veis,
Northwestern Univ.

Oral Research Presentations V

Endodontist Section

Nassau Suite B

Moderator: Christopher W. Cain, DDS
Nashville, TN

9 am

Inflammatory resorption in Nd:YAG laser irradiated root surfaces
Hung Q. Nguyen, DDS (presenter),
S. Friedman, W. Maillet, R. Komorowski,
& C.D. Torneck, Univ. of Toronto

9:15 am

Detection of Hsp70 in the dental pulp following trauma
Roberta Pileggi, DDS, MS (presenter),
S. Al Hadlaq, G.R. Holland, Univ. of
Michigan

9:30 am

Expression of IL-8 mRNA by human odontoblasts in vitro
Linda G. Levin, DDS (presenter),
A. Rudd, & A. Bletsa, Univ. of North
Carolina

9:45 am

Role for 5-HT during pulpal repair
Julian R.D. Moiseiwitsch, BDS, PhD
(presenter), Univ. of North Carolina

10 am

Effect of pulp chamber preparation preceding internal bleaching
Linda Ricks-Williamson, DDS, MS
(presenter), & R.E. Walton, Univ. of Iowa

10:15 am

Influence of psychological factors on pain following treatment of apical periodontitis
Asgeir Sigurdsson, DDS, MS (presenter),
D. Orstavik, & M. Trope, Univ. of North
Carolina

10:30 am BREAK

10:45 am

In vitro method for quantification of microleakage of root canal filling materials
Benjamin M. Briseno, DDS (presenter),
A. Pistorius, C.P. Ernst, &
B. Willershausen, Univ. of Mainz &
Johannes Gutenberg Univ., Germany

11 am

Three dimensional root canal obturation with the new vacuum technique in vivo
Beat Suter, DMD (presenter), & A. Lussi,
Univ. of Bern, Switzerland

11:15 am

Sealing ability of isthmuses by different obturation techniques
Ho-Keel Hwang, DDS, MSD, PhD
(presenter), Y.T. Jou, & S. Kim, Univ. of
Pennsylvania

11:30 am

Root surface temperatures produced in vitro with the System B HeatSource
W. Frank Kimbrough, DDS, MS (pre-
senter), J.W. Floren, R.N. Weller, &
D.H. Pashley, Medical College of Georgia

11:45 am

Effect of apical patency on the apical seal of obturated canals
Mehdi Monsef, DMD (presenter),
K. Hamedzadeh, & A. Soluti, Mashad
Univ., Iran

Insurance Questions?

Treloar and Heisel has been the endorsed administrator of insurance programs for the AAE for more than 18 years. Stop by their booth on the 2nd Floor Promenade in the Registration Area.

Can't find what you're looking for?

Refer to the topical index on pages 32-33.



Staff Sessions

Staff Session 1

Sutton Suite North and Center

Moderator: Edward S. Kaminsky, DDS, MSD, *Las Cruces, NM*



Thursday, May 7, 2:30–4:30 pm

Applying ergonomics to the endodontic workplace

George A. Zurkow, DDS, *Wilmington, DE*

Endodontists and their assistants should be able to understand and apply the principles of ergonomics in the work place. "Ergonomics" means "The Laws of Work." Applying these laws will enable the endodontist and the operating team to increase efficiency and productivity, improve fitness and health, and reduce stress. At conclusion, participants should be able to:

- Understand "The Laws of Work."
- Design work places and procedures utilizing work simplification and motion economy.
- Minimize cumulative trauma disorders.
- Create an environment appropriate for job enjoyment.

Staff Session 2 (Interactive Session 1)

Trion Ballroom

Friday, May 8, 9–10:15 am

Co-workers' conflict resolution: Smoothing relationships

Philip W. Cohen, DDS, MS, *Livonia, MI*

Gerald C. Dietz Sr., DDS, *Bloomfield Hills, MI*

(see page 16 for description.)

Staff Session 3

Beekman Suite

Moderator: James C. Douthitt, DDS, MS, *Amarillo, TX*



Friday, May 8, 9–11 am

Moving to the next level of excellence as an endodontic assistant

Albert C. Goerig, DDS, MS, *Olympia, WA**

Learn how to use new endodontic technology and incorporate new clinical techniques into practice, develop an incredible team, and improve office and patient communications, and have more fun and enjoyment in your life and at the office. At conclusion, participants should be able to:

- Describe new endodontic technology and how it can be incorporated into the endodontic office.
- Describe clinical techniques that simplify the assistant's duties.
- Describe how to develop an incredible office team.
- Describe techniques to improve office and patient communication.
- Describe the secrets to enjoying life and becoming financially free.

Staff Session 4

Regent Suite

Moderator: Robert M. Krauss, DMD, *West Chester, PA*



Friday, May 8, 9–11 am

Dental assisting with the microscope: Is it love, hate, or both?

Scott K. Bentkover, DDS, *Highland Park, IL**

Understand the fundamentals involved in utilization of the dental operating microscope. At conclusion, participants should be able to:

- Identify and operate the various components of the microscope.
- Identify and describe the myriad of instruments available for use in microscopic endodontics.
- Describe the ergonomics involved in manipulating the microscope in the dental environment.
- Describe the clinical applications of the microscope in endodontics.

Staff Session 5

Beekman Suite

Moderator: Beverly J. Leddy, DDS, MSD, *Indianapolis*

Friday, May 8, 2–4 pm

Three important endodontic practice issues: Infection control, inventory, and maintenance



Jeffrey W. Linden



Christine Giraldo



Michelle Verdi

Jeffrey W. Linden, DMD, MMedSc, *New York*

Christine Giraldo, CDA, *Woodcliff Lake, NJ*

Michelle Verdi, *Brooklyn, NY**

Part I—Recommendations for infection control practices and guidelines for preventing cross contamination

This session will help dental office personnel integrate the principles of infection control into the operatory.

Part II—Managing inventory costs and maintenance information on major equipment in the dental office

This part will outline effective inventory systems and maintenance information on major equipment in the endodontic office: sterilizers, chairs and lights, microscopes, ultrasonics, handpieces, processors, vacuum pumps, and air compressors. At conclusion, participants should be able to:

- Describe the principles of infection control and their application in today's endodontic office.
- Describe an effective inventory system and maintain the major equipment in the office.

*Speaker serves as a consultant and/or has a commercial interest in subject matter.



Staff Sessions

Staff Session 6

West Grand Ballroom

Moderator: Albert C. Goerig, DDS, MS, *Olympia, WA*

Friday, May 8, 2-5 pm

The exceptional endodontic team

Endodontists need highly skilled staff who realize the endodontic specialty requires above average dedication to the patients, referring practices, and their employers' vision of success. This lively half-day course will include clinical and business staff ideas. In addition, it will enhance staff-to-patient communication and improve overall office morale. Linda Miles, a former endodontic assistant for four years of her 36-year career, has a special admiration for endodontic staff. At conclusion, participants should be able to:

- Define excellence in an endodontic practice.
- Understand the past, present, and future challenges of endodontic staff.
- Describe clinical expectations and the duties of the business staff.
- Become outstanding communicators and patient educators.



Linda L. Miles, CSP, CMC
Virginia Beach, VA

Staff Session 8

West Grand Ballroom

Moderator: Albert C. Goerig, DDS, MS, *Olympia, WA*

Saturday, May 9, 9 am-12 noon

Creating the premier endodontic practice

This exciting half-day seminar for endodontists and their entire teams will list the six components of a successful endodontic practice. The greatest endodontists (clinically speaking) can lack the true enjoyment of their profession due to everyday stress. Learn how to maximize the endodontists' time, chair time, and patients' time by having the six components of success functioning smoothly. At conclusion, participants should be able to:

- Create a vision, mission, and five-year plan for the practice.
- Understand the importance of efficiency concerning the business systems, scheduling, collections, overhead control, insurance, and practice monitoring.
- Describe the significance of nonpatient time and continuing education for doctors and staff.
- Take the practice to the next level of growth through internal and external marketing.

Staff Session 7

Beekman Suite

Moderator: Michael B. Griffie, DDS, *South Bend, IN*



Saturday, May 9, 9-11 am

Digital radiography and the chairside computer workstation: The assistant's view

John A. Khademi, DDS, MS
*San Leandro, CA**

Assistants and front office! How would you like never to lose another x-ray? Duplicate another film? Have smelly fixer on your clothes and fingers? This presentation will highlight the advantages of digital radiography and a chairside clinical workstation from a dental staff team viewpoint. At conclusion, participants should be able to:

- Understand the capabilities of different digital radiography systems.
- Appreciate the advantages of filmless radiography.
- Help endodontists choose a system for their office.
- Understand how computerized charting and appointment scheduling works.

*Speaker serves as a consultant and/or has a commercial interest in subject matter.



Atlanta Luggage Tags

Be sure to visit the 1999 Annual Session Display, located in the AAE Information Center in Americas Hall II and exchange your voucher for a free luggage tag (while supplies last).

AAE Online

Be sure to stop by the AAE Information Center to see the AAE web site and learn about connecting to and using the Internet.



Program

Poster Research Presentations

Endodontist Section
Americas Hall II

9 am-12 noon

PR 1

Immunohistochemical distribution of neuropeptide Galanin-containing nerve fibers in pulp and dentin

Michael A. Baumann, DDS, PhD,
Cologne, Germany

PR 2

Cytokine levels in odontogenic cyst and cystic fluid

Hyoung-gyu Gong, DDS, MSD, Seoul,
Korea

PR 3

Cytotoxicity of mineral trioxide aggregate on human pulp cells

Karl Keiser, DDS, MS, Memphis, TN

PR 4

Histological evaluation of healing in patients with chronic apical periodontitis surgically treated with and without GTR

Ricardo Caicedo, DDS, & Martha L. Lopez, DDS, Santafe de Bogota, Colombia

PR 5

Evaluation of postoperative pain following apical foramen enlargement: A clinical study

Francisco J. de Souza Filho, DDS, Sao Paulo, Brazil

PR 6

Endodontic pain management with infiltration of methylene blue and ketorolaco

Jorge E. Moreno, DDS, & Rodrigo Guevara, DDS, Santafe de Bogota, Colombia

PR 7

Placement of calcium hydroxide: Comparison of two delivery systems

Mr. David E. Wilson, Univ. of Iowa

PR 8

Effect of systemic tetracycline and amoxicillin on inflammatory root resorption in replanted dog teeth

Varawan Sae-Lim, DDS, & Martin Trope, DMD, Chapel Hill, NC

PR 9

Effect of using apex locators on selected endodontic treatment parameters

Ashraf F. Fouad, DDS, MS, Farmington, CT

PR 10

Effect of four endodontic instruments on distal walls of first lower molars

Martha Novoa, DDS, Santafe de Bogota, Colombia

PR 11

Effectiveness of ProFile, Quantec and hand instrumentation during retreatment

Manabu Uemura, DDS, & Gin-Ichiro Hata, DDS, Osaka, Japan

PR 12

SEM evaluation of the prepared root canal surface by hand and rotary instruments

Jeong-Won Park, DDS, MS, Seoul, Korea

PR 13

A study on the stress of files and canal transportation in a curved canal

Hansoo Park, DDS, MSD, Seoul, Korea

PR 14

A new model to determine root canal instrumentation

Claudia R. Barthel, DMD, Berlin, Germany

PR 15

Comparative evaluation of the antibacterial effects of 0.5% and 4% sodium hypochlorite as irrigants

Ruy Hizatugu, DDS, Sao Paulo, Brazil

PR 16

Efficacy of Oxy Glide and Super Glide lubricants during canal cleaning and shaping

Claudio H. Varella, DDS, Ann Arbor, MI

PR 17

Healing of surgical bone defects following apicoectomy using guided bone regeneration

Kan-Ichi Nakagawa, DDS, PhD, Chiba City, Japan

PR 18

Effect of the sialoadenectomy on development of the periapical lesions in rats

Fabricio B. Teixeira, CD, Sao Paulo, Brazil

PR 19

Evaluation of apical micro-leakage of root canals with two obturation methods

Adriana M. Riano, DDS, Santafe de Bogota, Colombia

PR 20

In vitro evaluation of continuous wave of condensation technique

Takatomo Yoshioka, DDS, PhD, Tokyo

PR 21

Evaluation of the root canal filling with contact-micro-radiography

Chihiro Kobayashi, DDS, PhD, Tokyo

PR 22

Sealing ability of sealers in different root canal environments

Noriyasu Hosoya, DMD, PhD, Yokohama, Japan

PR 23

Study of techniques and sealers in endodontic retreatment

Carlos E.S. Bueno, DDS, MS, Sao Paulo, Brazil

PR 24

Incidence of accessory canals in maxillary incisor roots

Norihito Sawada, DDS, Philadelphia

PR 25

Simplified technique of diaphanization

Marcelo dos Santos, DDS, & Evandro L. Siqueira, DDS, Sao Paulo, Brazil

PR 26

Experimental study of self-setting hydroxyapatite (G-5) as retrograde root canal filling material

Koji Kawaguchi, DMD, PhD, Yokohama, Japan

PR 27

Clinical application of self-setting fluor-hydroxyapatite (G-5)

Junichi Sato, DMD, PhD, Yokohama, Japan

PR 28

Experimental study of self-setting hydroxyapatite (G-5) Re: Material properties and bone reaction

Kazutoshi Nakaoka, DDS, Yokohama, Japan



Program

Table Clinics

Endodontist Section
Americas Hall I

9 am–12 noon

TC 1

Endodontic dentascopy
James K. Bahcall, DMD, MS, Chicago

TC 2

Digital radiography: Early detection of periapical changes
Martin H. Diamond, DMD,
Mamaroneck, NY

TC 3

The operating microscope: Improving the nonsurgical root perforation repair
Eudes Gondim Jr., DDS, Sao Paulo, Brazil

TC 4

Tooth isolation in difficult cases
Guido Aesaert, DDS, Aalter, Belgium

TC 5

The operating microscope beyond endodontic surgery: 25 clinical tips to expand its usage and excel in your practice
Carlos A.F. Murgel, DDS, Sao Paulo, Brazil

TC 6

Walking bleach: Preparation of the chamber, oxidizers, and times of exposure
Mr. Derek Nordeen, Univ. of Iowa

Endodontic Educators' Forum

Madison Suite

Moderator: Denis E. Simon III, DDS,
MS, Baton Rouge, LA

9–11 am

Denis E. Simon III, DDS, MS, President
Baton Rouge, LA
Carl W. Newton, DDS, MSD, President-elect,
Indianapolis
Harmon R. Katz, DDS, Vice President
New Brunswick, NJ
Jeffrey W. Hutter, DMD, MEd, Secretary
Boston
James L. Gutmann, DDS, Treasurer
Dallas

During the two-hour program, the AAE Executive Committee will address issues of importance to educators. This interactive session will include a wide range of topics and provide educators with the opportunity to pose questions to the panel. Educators can use this extraordinary forum to discuss educational concerns.

Clinical Session 6

Sutton Suite Center (Limited seating)
Moderator: Hedley Rakusin, BDS, MSC
Dallas



10 am–12 noon

Key guidelines for becoming a great endodontist

John D. West, DDS, MSD, Tacoma, WA

Endodontists who are considered exceptional have mastered and practiced ten critical success factors. What they are and how they are implemented is the focus of this presentation. In the drive for clinical excellence, these success factors are often overlooked or left unattended. Yet, when present, these principles have a profound and direct impact on the practice and the practitioner. At conclusion, participants should be able to:

- Understand and apply the critical success guidelines to become a great endodontist.
- Learn the relationship between world-class endodontics and practice productivity.
- Discover the essence of doing great endodontics.
- Create the practice you desire.

This session will not be taped.

Interactive Session 2

Trianon Ballroom

10:30–11:45 am

NYPD (New York Pain Detective)—What is it?

Eva C. Dahl, DDS, MS, Onalaska, WI
John S. Olmsted, DDS, MS,
Greensboro, NC
James L. Gutmann, DDS, Dallas
(See page 16 for description.)

Limited Attendance Sessions

Limited Seating. NO standing permitted.

LAS 12—Clinton Suite

10:30–11:45 am

Root canal instrumentation system

Kenneth I. Knowles, DDS, MS, Omaha, NE

Attendees of this session will have an opportunity to review the Lightspeed Instrumentation System. Research developments on canal transportation will be offered and the clinical characteristics of this revolutionarily designed instrument will be discussed. Clinical techniques for instrumentation use will be provided.

LAS 13—Gibson Suite

10:30–11:45 am

Traumatic injuries of the juvenile dentition

Peter M. DiFiore, DDS, MS, Chicago

This presentation will cover the clinical diagnosis, treatment, and prognosis of traumatic dental injuries with particular emphasis on luxations and avulsions of teeth in the young patient. Consideration will be given to sequelae such as pulp obliteration and root resorption. Current clinical concepts as well as relevant classic and recent research will be presented. At conclusion, participants should be able to:

- Classify luxation injuries to developing teeth.
- Predict the pulpal and periradicular sequelae.
- Evaluate appropriate treatment regimens.
- Identify the clinical parameters for healing.

Clinical Session 7

Mercury Ballroom

Moderator: Leslie A. Werksman, DDS
Laguna Hills, CA



10:45 am–12 noon

Immediate core build-ups: The rest of the seal

Denny W. Southard, DDS, MSD, Tulsa, OK

This presentation will discuss the importance of an immediate core buildup to achieve the best long term prognosis of endodontic treatment. At conclusion, participants should be able to:

- List the benefits of having the endodontist place the immediate buildup at the time of endodontic obturation.
- Describe the pros and cons of available direct buildup materials.
- Detail clinical procedures for "customizing" prefabricated posts to fit the endodontically prepared canal.
- Describe various matrix bands and appreciate how to "customize" copper bands and other matrix bands for specific applications.
- Appreciate the marketing benefits of offering immediate buildups as an additional level of service to patients and referring dentists.

This session will not be taped.



Interactive Session 1 (Staff Session 2)

Trionon Ballroom

Moderator: James L. Gutmann, DDS, Dallas



Philip W. Cohen



Gerald C. Dietz Sr.

Friday, May 8, 9–10:15 am

Co-workers' conflict resolution: Smoothing relationships

Philip W. Cohen, DDS, MS, Livonia, MI

Gerald C. Dietz Sr., DDS, Bloomfield Hills, MI

As the cases treated by endodontists and their staff members become more complex, working together ensures that the patient has a great experience. Be part of an interactive audience discussion on how to integrate the work of the front office staff and treatment staff to provide harmonious care for the patient. Learn how to identify and resolve conflicts when they arise. At conclusion, participants should be able to:

- Discuss potential areas of conflict and how to resolve them positively.
- Understand the role of each front office staff member and treatment staff member in creating harmony and patient satisfaction.

Interactive Session 2

Trionon Ballroom

Moderator: James L. Gutmann, DDS, Dallas

Friday, May 8, 10:30–11:45 am

NYPD (New York Pain Detective)—What is it?



Eva C. Dahl



John S. Olmsted



James L. Gutmann

Eva C. Dahl, DDS, MS, Onalaska, WI

John S. Olmsted, DDS, MS, Greensboro, NC

James L. Gutmann, DDS, Dallas

This session will teach participants to manage the diagnosis of diffuse facial pain and then to recommend the correct treatment for each of 15 patients. At conclusion, participants should be able to:

- List the 12 individual diagnostic tests used for differentiation of diffuse facial pain.
- List criteria for pathology of pulpal, periodontal, myofacial, iatrogenic, neurologic, or systemic origin.
- Interact with the audience to understand each clinician's rationale for diagnosis and treatment.

Interactive Session 3

Trionon Ballroom

Moderator: James L. Gutmann, DDS, Dallas

Friday, May 8, 2–3:15 pm


Endodontic emergencies: Meeting the challenge



Joseph D. Maggio



Christopher S. Wenckus



James L. Gutmann

Joseph D. Maggio, DDS, Oak Brook, IL*

Christopher S. Wenckus, DDS, Chicago

James L. Gutmann, DDS, Dallas

Panel includes:

Kenneth M. Hargreaves, DDS, PhD, San Antonio, TX

Mahmoud Torabinejad, DMD, MSD, PhD, Loma Linda, CA

Richard E. Walton, DMD, MS, Iowa City, IA

Develop a knowledge of emergency patient management, appropriate treatments, and the supporting pharmacology to control pain and swelling. At conclusion, after an accompanying panel discussion, participants should be able to:

- Identify a sequential approach to the management of endodontic emergencies.
- Develop a rationale for the use of supportive drug therapies when indicated.


Interactive Session 4

Trionon Ballroom

Moderator: James L. Gutmann, DDS, Dallas

Friday, May 8, 3:30–4:45 pm

Is it success or failure? A radiographic assessment of surgical endodontics



James L. Gutmann



Joseph D. Maggio



James C. Douthitt

James L. Gutmann, DDS, Dallas

Joseph D. Maggio, DDS, Oak Brook, IL*

James C. Douthitt, DDS, MS, Amarillo, TX

Criteria for radiographic assessment of surgical endodontic treatment for the determination of success or failure will be presented. At conclusion, participants should be able to:

- Describe in detail the radiographic criteria to determine complete healing, incomplete healing, uncertain healing, and unsatisfactory healing.
- Apply these criteria to treated cases with a high degree (>90%) of reliability and consistency.

*Speaker serves as a consultant and/or has a commercial interest in subject matter.



Program

AAE Endodontic Section Meeting

Madison Suite

11 am-12 noon

Friday PM, May 8

Award Luncheon

East Grand Ballroom

Moderator: Kenneth J. Spolnik, DDS,
MSD, Indianapolis

12 noon-1:45 pm

(by ticket only)



Edward M. Osetek Educator Award

Asgeir Sigurdsson,
DDS, MS,
Chapel Hill, NC

This award is given to an Active AAE Member with less than six years teaching experience for earning esteem and respect from students and faculty associates and for the impact on endodontics that former/current students have made. The award was renamed to honor the memory of Dr. Osetek, an outstanding and beloved educator.

Scientific Session IV

Sutton Suite Center

Moderator: Carl W. Newton, DDS,
MSD, Indianapolis



2-5 pm

Focal infection theory: Should we be concerned?

Jeffrey W. Hutter, DMD, MEd, Boston

Questions about focal infection are being raised by patients and dentists. This presentation will prepare you to discuss the focal infection theory with patients or referring doctors. At conclusion, participants should be able to:

- Describe the historical perspective of the focal infection theory.
- Describe the relationship between periodontal disease and low birth rate, premature births, and increased risk of heart disease.
- Describe the relationship between NICO (Neuralgia-inducing cavitation osteonecrosis) lesions and chronic facial pain.
- Describe the relationship of endodontically treated teeth to chronic systemic diseases.
- Describe the activities the AAE is undertaking to answer the concerns regarding focal infection.

Clinical Session 8

Sutton Suite South

Moderator: John H. Slavens, DDS,
MSD, Indianapolis



2-4 pm

Wireless digital radiography

Mitchell H. Davich, DMD
Morristown, NJ

Each dentist will understand the scientific principles and clinical applications of image phosphor and laser scanning digital radiography. The system uses a wireless imaging plate and laser scanner to produce digital radiographic images that can be managed and archived in a computer. At conclusion, participants should be able to:

- Explain image phosphor technology.
- Demonstrate its application to endodontic practice.

Clinical Session 9

Mercury Ballroom

Moderator: Syngcuk Kim, DDS, PhD
Philadelphia



2-5 pm

The microscope in endodontic practice and innovative office design

David J. Dickey, DMD
Augusta, GA

Learn how the operating microscope can enhance patient treatment procedures and reduce operator stress. Will discuss operatory design as well as patient and operator positioning to make microscope use very practical. At conclusion, participants should be able to:

- Cite advantages of the operating microscope for both patient and operator.
- Demonstrate how the operating microscope can increase proficiency in the treatment of calcified, retreatment, and surgical cases and can improve one's confidence and skills in the treatment of conventional cases.

**Speaker serves as a consultant and/or has a commercial interest in subject matter.*

Interactive Session 3

Trionon Ballroom

2-3:15 pm

Endodontic emergencies: Meeting the challenge

Joseph D. Maggio, DDS, Oak Brook, IL*
Christopher S. Wenckus, DDS, Chicago
James L. Gutmann, DDS, Dallas

Panel includes:

Kenneth M. Hargreaves, DDS, PhD
San Antonio, TX
Mahmoud Torabinejad, DMD, MSD,
PhD, Loma Linda, CA
Richard E. Walton, DMD, MS
Iowa City, IA
(See page 16 for description.)

General Interest Session III

Sutton Suite North

Moderator: Cecil E. Brown Jr., DDS
Indianapolis



2-4 pm

What are the most important issues to address to become financially successful?

Joel M. Blau, CFP
Chicago

This session will explain the main reasons why dentists fail financially and will highlight basic strategies that can put them on track. Participants will explore and analyze the concept of modern portfolio theory, as well as its Nobel prize-winning foundation. The result will be to simplify the complex area of investment planning and risk reduction. At conclusion, participants should be able to:

- Explain why many dentists fail financially.
- Understand financial preparation to buy a practice.
- Analyze the current environment for investment decision making.

Taping

Audio and video taping are allowed only with permission of the speaker.

Badges

Badges must be worn at all official AAE functions.



Staff Session 5

Beekman Suite

2-4 pm

Three important endodontic practice issues: Infection control, inventory, and maintenance

Jeffrey W. Linden, DMD, MMedSc
New York

Christine Giraldo, CDA

Woodcliff Lake, NJ

Michelle Verdi

Brooklyn, NY*

(See page 12 for description.)

Staff Session 6

West Grand Ballroom

2-5 pm

The exceptional endodontic team

Linda L. Miles, CSP, CMC

Virginia Beach, VA

(See page 13 for description.)

Limited Attendance Sessions

LAS 14—Madison Suite

2-3:15 pm

Pathologic basis and treatment of endodontic periradicular lesions

Louis M. Lin, DMD, PhD, Newark, NJ

A correct treatment can only be rendered when the cause of the disease is fully understood. Although the pathogenesis of endodontic periradicular lesions is complex, most endodontic periradicular lesions are of inflammatory, and not infectious, origin. Accordingly, antibiotics or periradicular surgery is not often indicated, and noninvasive endodontic treatment is usually adequate to manage the endodontic periradicular lesion.

LAS 15—Clinton Suite

2-3:15 pm

What is missing after your block-intraosseous anesthesia?

Al W. Reader, DDS, MS, Columbus, OH

The inferior alveolar nerve block does not always result in profound pulpal anesthesia. Experimental evidence will be presented regarding theories of failure. Specific steps will be outlined so you can ensure profound clinical anesthesia for your endodontic patients. A significant advancement in obtaining this anesthesia—the Stabident intraosseous injection technique—will be presented.

LAS 16—Gibson Suite

2-3:15 pm

Presentations: The agony and the ecstasy

Eric J. Herbranson, DDS, MS
San Leandro, CA

This seminar will review what we know about adult education and how to apply those principles to presentations for the practicing dentist. Various modalities, from simple overhead projection to sophisticated computer presentations, will be discussed and demonstrated. Intermixed will be a discussion of presentation design and the production of images and graphics.

Oral Research Presentations VI

Graduate Student Section

Nassau Suite A

Moderator: Harmeet D. Walia, DDS,
MDS, MS, Milwaukee

2 pm

In vitro microleakage of amalgam, SuperEBA, MTA, and Geristore

David C. Jen, DDS (presenter), B. Ko, S. White, & D. Glick, Univ. of California, Los Angeles

2:15 pm

Evaluation of bone healing using an anorganic bovine bone substitute

Judy R. Jose, DDS (presenter), K.E. Safavi, & L.S.W. Spangberg, Univ. of Connecticut

2:30 pm

Evaluation of canal morphology at different levels of root resection in mandibular incisors

Michael J. Mauger, DMD (presenter), W.G. Schindler, & W.A. Walker III, Wilford Hall USAF Medical Center & Univ. of Texas at San Antonio

2:45 pm

Effects of ultrasonic root-end preparation: Steel vs. diamond tips

Brian P. Tate, DDS (presenter), C.E. Brown Jr., J.J. Legan, & A.H. Kafrawy, Indiana Univ.

3 pm

Response of the dental pulp to capping with calcium sulfate in cat teeth: A preliminary investigation

David S. Rosenbaum, DDS (presenter), P.M. DiFiore, J. Bahcall, & D. Solt, Northwestern Univ.

3:15 pm

Effects of eugenol and non-eugenol endodontic sealers on post retention
Richard S. Schwartz, DDS (presenter), D.F. Murchison, W.A. Walker III, Univ. of Texas, San Antonio & Wilford Hall U.S. Air Force Medical Center

3:30 pm

Microleakage of TERM used with sodium perborate/H₂O and sodium perborate/superoxol in the "walking bleach" technique

Rodney M. Waite, DDS (presenter), D.L. Carnes Jr., & W.A. Walker III, Univ. of Texas at San Antonio & Wilford Hall U.S. Air Force Medical Center

3:45 pm

Geographic distribution of specialty workforce in California

Marshall E. Gomes, DDS (presenter), D.H. Snider, & M. Torabinejad, Loma Linda Univ.

4 pm

Histologic comparison of hand and NiTi rotary instrumentation techniques

Kimberly A. Kochis, DMD (presenter), R.E. Walton, E.M. Rivera, L. Ricks, & J.P. Lilly, Univ. of Iowa

4:15 pm

In vitro study of vertical fractures repaired with compomers

Benjamin Ziegler, DDS (presenter), C. Nup, J. Lichstrahl, A. Jimenez, & C. Buruiana, New York Univ.

4:30 pm

Comparative length determinations of mesial canals of mandibular molars

Kenneth Lee, DMD (presenter), & Y.T. Jou, Univ. of Pennsylvania

4:45 pm

Effectiveness of mesiolingual canal location with and without the use of the microscope

Lynne A. Baldassari-Cruz, DDS (presenter), J.P. Lilly, & E.M. Rivera, Univ. of Iowa

*Speaker serves as a consultant and/or has a commercial interest in subject matter.



Oral Research Presentations VII

Endodontist Section

Nassau Suite B

Moderator: Jeffrey Hoover, DMD
Houston

2 pm

pH changes and calcium ion diffusion of calcium hydroxide dressing materials through root dentin

Dilek M. Dalat, DDS, PhD (presenter),
S. Calt, A. Serper, & B. Ozcelik, Ankara
Univ. & Hacettepe Univ., Turkey

2:15 pm

Comparative study of hydroxyl ions diffusion from various calcium hydroxide preparations

Jean-Francois Peli, DDS (presenter),
F. Perez, & A. Sinan, Univ. of Bordeaux,
France

2:30 pm

Comparison of intracanal use of ketorolac tromethamine with oral ibuprofen on post-treatment endodontic pain

Martin J. Rogers, DDS (presenter),
B.R. Johnson, N.A. Remeikis, &
E.A. BeGole, Univ. of Illinois at Chicago

2:45 pm

Histologic study of periapical tissue reaction to endodontic treatment with and without coronal microleakage in cats

Abdullah Soluti, DDS (presenter),
M. Lotfi, & A. Sadeghein, Mashad Univ.,
Iran

3 pm

Adherence of enamel matrix derivatives on root-end filling materials

Kamran E. Safavi, DMD (presenter),
R.B. Kazemi, & D. Watkins, Univ. of
Connecticut

3:15 pm

Evaluation of crack formation following root-end cavity preparations

Masataka Yamaguchi, DDS, PhD (pre-
senter), H.R. Abedi, & M. Torabinejad,
Aichi Gakuin Univ., Japan & Loma Linda
Univ.

3:30 pm

Evaluation of cytotoxicity of root-end filling materials in cell cultures

Qiang Zhu, DDS (presenter), K.E. Safavi,
& L.S.W. Spangberg, Univ. of Connecticut

3:45 pm

Cytotoxicity of root canal filling materials on human gingival fibroblasts

Brita Willershausen-Zonnchen, DDS
(presenter), C.P. Ernst, A. Pistorius, &
B. Briseno, Univ. of Mainz & Johannes
Gutenberg Univ., Germany

4 pm

Detection of P. intermedia and P. nigrescens in samples from endodontic infections

J. Craig Baumgartner, DDS, PhD (pre-
senter), T. Xia, & L.L. David, Oregon
Health Sciences Univ.

4:15 pm

Suppression of adherent E. faecalis by an experimental root canal sealer

Shimon Friedman, DMD (presenter),
V. Patel, & J.P. Santerre, Univ. of Toronto

4:30 pm

Systemic penicillin in pulp-extirpated root canals

Jeffrey K. Waters, DMD, MS (presenter),
J. Hoover, J.A. Suchina, K.A. Storthz,
E. Montgomery, & W.T. Butler, Univ. of
Texas, Houston

4:45 pm

New composite fillings on endodontically treated teeth increasing stress resistance

Paolo Borelli, DDS (presenter), &
P. Alibrandi, Rome, Italy

Smoking Policy

For the comfort and health of all attendees, smoking is not permitted at any AAE function. This includes all scientific, clinical and general interest sessions, breakfasts, luncheons, receptions, exhibits, and the dinner dance.

Visit the Exhibits

Be sure to stop by Americas Hall I and II, see the latest in products and services, and thank the exhibitors who help defray part of your annual session costs.

American Board of Endodontics

Regent Suite

Moderator: Harold E. Goodis, DDS
San Francisco

2-5 pm

The Board Walk: Becoming a Diplomate

Paul J. Ashkenaz, DDS, MS
Chicago

Charles J. Cunningham, DDS

Gainesville, FL

Gerald N. Glickman, DDS, MS

Ann Arbor, MI

Harold E. Goodis, DDS

San Francisco

Billie G. Jeansonne, DDS, PhD

New Orleans

William T. Johnson, DDS, MS

Iowa City, IA

Marshall D. Peikoff, DMD, MSD

Winnipeg, MB

H. Robert Steiman, DDS

Detroit

Martin Trope, BDS, DMD

Chapel Hill, NC

The Directors of the American Board of Endodontics will discuss the process required for Board Certification. Changes in the sequencing of the examination will be outlined. Each phase of the examination process (written examination, case history portfolio, and oral examination) will be discussed and suggestions provided for preparation and successful completion of each portion of the certification process. The program is designed to provide interested individuals the opportunity to interact with the Directors and to clarify concerns regarding the certification process.

Interactive Session 4

Trianon Ballroom

3:30-4:45 pm

Is it success or failure? A radiographic assessment of surgical endodontics

James L. Gutmann, DDS, Dallas

Joseph D. Maggio, DDS, Oak Brook, IL*

James C. Douthitt, DDS, MS, Amarillo, TX

(See page 16 for description.)

*Speaker serves as a consultant and/or has a commercial interest in subject matter.



Program

Limited Attendance Sessions

Limited seating. NO standing permitted.

LAS 17—Madison Suite

3:30–4:45 pm

Retreatment: The management of endodontic failures

Harris B. Levine, DDS, Lyndhurst, OH

Retreatment has become a significant aspect of many endodontic practices. This presentation will review the etiology of endodontic failures; discuss nonsurgical retreatment vs. surgical management; demonstrate techniques, armamentarium, and microscopic procedures for removal of canal obstructions; and present clinical cases demonstrating the retreatment of endodontic failures.

LAS 18—Clinton Suite

3:30–4:45 pm

Retrofillings: Are composites all they are bonded up to be?

Brian M. Henry, DMD, MS
West Vancouver, BC

Traditionally, amalgam has been the retrofilling of choice. More recently, clinicians have looked to other materials such as glass ionomer, IRM, SEBA, and composites. A review of relevant literature, demonstration of clinical techniques involved, as well as case presentations, will be used to highlight the use and success of dentin bonded composite retrofillings.

LAS 19—Gibson Suite

3:30–4:45 pm

The walking bleach 37 years later

Ilan Rotstein, CD, Jerusalem
Herbert F. Spasser, DDS, New York

Discoloration of anterior teeth is a cosmetic problem that can often be successfully corrected by bleaching. The successful outcome depends mainly on the etiology, correct diagnosis, and proper selection of bleaching technique. The walking bleach has been used with sodium porborate and water efficiently, effectively, and safely since 1961. The substitution of Superoxol in later years has often resulted in root resorption. In this presentation, the etiology of bleaching-induced root resorption will be discussed based on clinical and experimental data. A safe, efficient bleaching technique will be presented.

Saturday AM, May 9

Continental Breakfast

East Grand Ballroom

8–8:45 am

(by ticket only)

Exhibits

Americas Hall I and II

8 am–1 pm

Poster Research Presentations

Graduate Student Section
Americas Hall II

8:30–11:30 am

PR 29

Pathologic outcomes of coinfection with Porphyromonas gingivalis and Fusobacterium nucleatum
Gregory C. Gell, DDS, Univ. of North Carolina

PR 30

In vivo inflammatory response to S. mutans and P. endodontalis
Michael P. Russo, DMD, Boston Univ.

PR 31

Osteogenic potential of calcium-containing biomaterials
Robert J. Hanlon Jr., DMD, & Anne L. Wucherpfennig, DDS, Tufts Univ.

PR 32

Role of IL-1/TNF in the pathogenesis of LEOs
Chih-Ping Chen, BDS, Boston Univ.

PR 33

Radiographic evaluation of periapical repair following obturation of infected root canals in dogs
Nooshin Katebzadeh, DDS, Univ. of North Carolina

PR 34

Success of root canal treatment in irradiated patients
Jeffrey P. Lilly, DDS, Univ. of Iowa

PR 35

Incidence of trauma in young patients with severe anterior horizontal overjet
George B. Shuping, DDS, Univ. of North Carolina

PR 36

Root canal morphology of human maxillary and mandibular third molars
Stephanie J. Sidow, DDS, US Army Dental Activity

PR 37

Use of the microscope in endodontics: A report based on a questionnaire
Pete Mines, DDS, US Army Dental Activity

PR 38

Density and canal wall adaptation of three obturation techniques
Edward G. Sebok, DMD, & Daniel Leung, DMD, Univ. of Pennsylvania

PR 39

Spreader depth penetration on canals instrumented with NiTi rotary systems
Viviane Bouchara, DDS, & David J. Tancreto, DDS, Univ. of Pennsylvania

PR 40

Heat transfer during root obturation procedures
Andrew D. Romero, DDS, Tufts Univ.

PR 41

Comparison of standardized and insur-sil gutta percha points during lateral condensation
Alex G. Haralampopoulos, DMD, & James A. Wallace, DDS, MDS, Univ. of Pittsburgh

PR 42

SEM study of the interface of glass ionomer cement sealers and conditioned bovine dentin
Manjinder S. Lalh, DDS, Univ. of Toronto

PR 43

Evaluation of percussion following an emergency pulpotomy
Michael S. Marmo, DMD, Univ. of Pennsylvania

Visit the AAE Information Center

Please stop by the AAE Information Center to see the latest AAE products, a demonstration of AAE Online, a preview of the 1999 Annual Session in Atlanta, and much more. Remember to pick up your tote bags and luggage tags too.

F
R
I
D
A
Y

S
A
T
U
R
D
A
Y



Table Clinics

Graduate Student Section
Americas Hall I

8:30-11:30 am

TC 7

Indications for GTR and bone grafting procedures in endodontics

Charlene M. Auld, DDS, & Roderick M. MacIntyre, DMD, Naval Dental School

TC 8

Utilization of a calcium sulfate bone graft barrier in surgical endodontics

Matthew R. Baumgarth, DDS, & Rachelle M. Bunnao, DDS, Northwestern Univ.

TC 9

Electrical and thermal tests: How, why, and where?

Ali Behnia, DMD, & Gregory B. Wiggins, DMD, Univ. of Maryland

TC 10

Repair of endodontic perforations

Antoine L. Bluth, DMD, Univ. of Pennsylvania

TC 11

Microbial contamination of endodontic unit water lines

Krista L. Bortnick, DDS, & Sonia Q. Scheerer, DDS, Univ. of Detroit

TC 12

Recognition and management of diabetes: Do you know the three P's?

Judy A. Boutros, DDS, & Gabriel Sim, DDS, Univ. of Michigan

TC 13

Prostaglandins in periradicular inflammation and bone resorption

Kweli K. Carson, DDS, Univ. of Iowa

TC 14

Is it a periradicular lesion of endodontic origin?

Robert A. Caruso Jr., DDS, & Harvey D. Moss, DMD, Naval Dental School

TC 15

Helpful hints for the surgical operating microscope

Patrick E. Dahlkemper, DMD, Albert Einstein Medical Center

TC 16

Removal of gutta-percha core-carried obturation material

Stavroula Davalou, DDS, & Jill Peterson, DDS, MPH, Baylor College of Dentistry

TC 17

Splinting traumatized teeth: Indications and techniques

Heath A. Grote, DMD, Univ. of Iowa

TC 18

An interesting case of cervical replacement resorption

Robert L. Kaufman, DDS, & Ronald A. Sabins, DDS, Naval Dental School

TC 19

Systematic differential diagnosis of periapical radiolucencies

David J. Landwehr, DDS, & John E. Galsterer, DMD, Univ. of Michigan

TC 20

The sphenopalatine ganglion block

Michelle B. Lavall, DMD, & Simone R. Seltzer, DDS, Tufts Univ.

TC 21

Understanding the anxious endodontic patient

Mara L. Leveson, DMD, Univ. of Pennsylvania

TC 22

Estimating apical root canal width/diameter

Donald T. Liu, DMD, Univ. of Pennsylvania

TC 23

The apex locator in retreatments: Does it work?

Debora F. Levine, DDS, & Vasiliki G. Kytridou, DDS, Baylor College of Dentistry

TC 24

Computer modifications of radiographic images

Adam Lloyd, BDS, Baylor College of Dentistry

TC 25

The challenge of cervical resorption

Anthony G. McNaught, BDS, & Andris Jaunberzins, BDS, Baylor College of Dentistry

TC 26

Microscope vs. endoscope: The surgical endodontic alternative

Meryl H. Olsen, DDS, & Brent J. Martin, DDS, Northwestern Univ.

TC 27

"Will you fill?" Identifying patients at risk for non-completion of treatment

Susan Paurazas, DDS, Univ. of Detroit

TC 28

External apical root resorption: Its diagnosis and treatment

John D. Regan, BDS, MSc, & David C. Gruber, DDS, Baylor College of Dentistry

TC 29

Possible benefits of a laser pointer in vital pulp therapy

Robert M. Rybicki, DDS, Northwestern Univ.

TC 30

Storage space and image quality of digital radiography

Kyle J. Schmidt, DDS, & Brian D. Watkins, DDS, Naval Dental School

TC 31

Endodontic applications of hand tied sutures

Kimberly H. Scott, DDS, Univ. of Louisville

TC 32

Removal of fractured posts

Glenn A. Trautmann, DMD, & Julio R. Gaitan, DDS, Baylor College of Dentistry

Do you wear a pacemaker?

If so, we suggest that you avoid being in the vicinity of demonstrations of electrosurgery, ultrasonics, induction casting, electronically controlled timers, electronic pulp testers, wireless intercom systems, ultraviolet curing units, microwave ovens, electronic spot welders, or any arcing electronic motors. These demonstrations could cause an erratic performance of the pacemaker.



Program

Scientific Session V

Trionon Ballroom

Moderator: George A. Zurkow, DDS, *Wilmington, DE*

9 am–12 noon

Antibiotics and endodontics



9–10:30 am

Withdrawal of antibiotics as a therapeutic maneuver: A critique of how we use antibiotics

Phillip I. Lerner, MD, *Cleveland*

Antimicrobial agents assist the body in overcoming an infectious process. At conclusion, participants should be able to understand that:

- Antibiotics differ from all other categories of therapeutic agents.
- In the absence of adequate host defenses, the most powerful antibiotic may not subdue the most susceptible pathogen.
- Antibiotic abuse and misuse is, unfortunately, a major problem primarily because physicians fail to recognize and accept simple principles and guidelines.
- Antibiotic therapy is almost always initiated before precise cultural data are available, but knowledge of "bacteriologic statistics" and use of the Gram-stain can make this selection process far more precise than merely surrendering to the concept of "broad-spectrum coverage."
- Excessive antibiotic use is expensive, unnecessary, and harmful.
- The "art of medicine" is most apparent in the area of surgical infections (more accurately, infections occurring against a background of surgical events) and in learning to recognize and acknowledge the limitations of antibiotic therapy.



10:30 am–12 noon

Proper use of antibiotics in endodontics

William J. Holloway, MD, *Wilmington, DE*

At conclusion, participants should be able to:

- Recognize the common bacterial pathogens in odontogenic infections.
- Identify patients with odontogenic infections and select appropriate antibiotic therapy.
- Prescribe antibiotic prophylaxis for patients at high risk for secondary infections.

Scientific Session VI

Mercury Ballroom

Moderator: Noah Chivian, DDS, *West Orange, NJ*

9 am–12 noon

Management of endodontic complications

Diagnosis and treatment of root resorption, root perforations, calcified canals, and vertical root fractures will be discussed as follows:



9–9:45 am

Management of endodontic complications: Root resorption

Martin Trope, BDS, DMD, *Chapel Hill, NC*

At conclusion, participants should be able to:

- Diagnose and treat different resorptive defects of traumatic origin.



9:45–10:30 am

Management of root perforations: Classification, diagnosis, prevention, and treatment

Zvi Fuss, DMD, *Tel Aviv, Israel*

At conclusion, participants should be able to:

- Classify root perforations according to the prognosis.
- Diagnose and detect root perforations using electronic apex locators, radiographs and other clinical aids.
- Select appropriate treatment and materials for different types of root perforations.



10:30–11:15 am

Diagnosis and clinical management of vertical root fractures

Aviad Tamse, DMD, *Tel Aviv, Israel*

At conclusion, participants should be able to:

- Understand the main etiologies for vertical root fractures.
- Understand the typical signs, symptoms, and radiographic features of vertical root fractures.



11:15 am–12 noon

Clinical management of calcified canals

Peter Velvart, DMD, *Zurich, Switzerland*

At conclusion, participants should be able to:

- Diagnose calcifications and choose the correct treatment protocol.
- Understand new and effective treatment methodology with the help of the operating microscope.
- Understand limitations of surgical and conventional strategies.



Clinical Session 10

Sutton Suite Center

Moderator: Ronald L. Steinbrunner, DDS, Glendale, AZ



9-11 am

Structural rehabilitation of compromised roots

Alan H. Gluskin, DDS, San Francisco

The intraradicular reinforcement of structurally compromised roots and narrow cross-sectional root diameters is now a reality with the advent of predictable resin-dentin bonding. This improvement in structural resistance to fracture offers limitless possibilities in dowel and core rehabilitation with transilluminating posts, reinforcing fabrics, and high technology plastics. At conclusion, participants should be able to:

- Assess the risks and benefits of using various available post and core systems.
- Understand the structural and morphologic constraints that affect restorative success.
- Recognize which improvements in dowel and core technologies can aid in structural reinforcement and esthetic rehabilitation of teeth.

Clinical Session 11

Sutton Suite South

Moderator: Gerald N. Glickman, DDS, MS, Ann Arbor, MI



9-11 am

Cleaning and shaping with nickel titanium

Van T. Himel, DDS, Memphis, TN

This presentation will provide information on the history of nickel titanium use in endodontics. Emphasis will be placed on how these instruments can be used to avoid procedural errors. At conclusion, participants should be able to:

- Discuss the history of nickel titanium and its use in cleaning and shaping root canal systems.
- Describe certain characteristics of the metal.
- Describe various file designs.
- Discuss reports on clinical and in vitro use of these instruments.
- Describe techniques discussed in the program.

Clinical Session 12

Nassau Suite A & B

Moderator: Dennis J. Zent, DDS, MSD Ft. Wayne, IN



9-11 am

Realistic expectations of digital radiography

Michael M. Hoen, DDS West Bloomfield, MI

Understand the production of a digital radiographic image and appreciate the capabilities, advantages, limitations, and disadvantages of various digital radiography systems. At conclusion, participants should be able to:

- Understand research abstracts regarding digital radiography.
- Understand clinical examples of endodontic-specific digital radiographic applications.
- Understand considerations and expectations for incorporating digital radiography into a clinical practice.

Staff Session 7

Beekman Suite

9-11 am

Digital radiography and the chairside computer workstation: The assistant's view

John A. Khademi, DDS, MS San Leandro, CA*

(See page 13 for description.)

Staff Session 8

West Grand Ballroom

9 am-12 noon

Creating the premier endodontic practice

Linda L. Miles, CSP, CMC Virginia Beach, VA

(See page 13 for description.)

*Speaker serves as a consultant and/or has a commercial interest in subject matter.

College of Diplomates

Madison Suite

Moderator: Stuart B. Fountain, DDS, MSC, Greensboro, NC

9-11 am

Annual business meeting of the College

Stuart B. Fountain, DDS, MSC Greensboro, NC

M. Lamar Hicks, DDS, MS Silver Spring, MD

Thomas O. Mork, DDS Oconomowoc, WI

Martha E. Proctor, DDS, MS Chicago

Eric M. Rivera, DDS, MS Iowa City, IA

Louis E. Rossman, DMD Philadelphia

Edward J. Strittmatter Jr., DDS Centreville, VA

The officers and directors of the College of Diplomates will give an overview of the activities for the preceding year. Time will be available to discuss the mentoring program for candidates for the American Board of Endodontics and long range plans and objectives for the College of Diplomates.



Program

Saturday PM, May 9

Edgar D. Coolidge Luncheon

East Grand Ballroom

Moderator: Kirk A. Coury, DDS, MS
Amarillo, TX

12:30-2 pm

(by ticket only)

Edgar D. Coolidge Award



Gerald C. Dietz Sr., DDS
Bloomfield Hills, MI

The Coolidge Award is presented to a member who has actively participated in the AAE during his or her professional life, displaying outstanding leadership and exemplary dedication to dentistry and endodontics.

Graduate student awards for oral research presentations, poster research presentations, and table clinics will also be presented.

General Assembly

Mercury Ballroom

2:30-4 pm

Pre-Dinner Dance Reception

Grand Ballroom Foyer

6:30-7:30 pm

Preceding the President's Dinner Dance, this annual reception will offer a cash bar.

President's Dinner Dance

Grand Ballroom

7:30 pm-12 midnight

(by ticket only)

Springtime in New York

Enjoy New York sophistication while celebrating the completion of the 55th Annual Session at the eagerly awaited dinner dance. Dine on sumptuous food, dance to the sounds of legendary Big Band music, and enjoy the company of friends, family, and colleagues. This fabulous event is black-tie.

Sunday, May 10

Farewell Breakfast

Rendezvous Trianon

8-9 am

(by ticket only)

Faculty Development Seminar

Mercury Ballroom

8 am-3 pm

(by invitation only)

Multimedia applications for endodontic education

Eric J. Herbranson, DDS, MS
San Leandro, CA
Ronald R. Lemon, DMD
New Orleans
John A. Khademi, DDS, MS
San Leandro, CA



**Join us in Atlanta April 21-25, 1999,
for the 56th Annual Session of the
American Association of Endodontists.**



The statements and opinions expressed at the Annual Session are solely those of the individual speakers. Their statements and opinions do not reflect any endorsement by the American Association of Endodontists.

S
A
T
U
R
D
A
Y

S
U
N
D
A
Y



Board and Committee Meetings

Sunday, May 3

ABE Board of Directors
8 am–6 pm Room 540

Monday, May 4

AAE Board of Directors
8 am–5 pm Green Room
ABE Board of Directors
8 am–6 pm Room 540

Tuesday, May 5

AAE Foundation Board of Trustees
8 am–5 pm Green Room
Clinical Practice
3–5 pm Room 524
Continuing Education
9 am–12 noon Room 504
Dental Benefits
3–5 pm Room 513
Educational Affairs
2–5 pm Room 504
Endodontic Software Development
8 am–5 pm Room 507
Focal Infection
1–3 pm Sutton Suite South
Membership Insurance
1–4 pm Room 520

Membership Services
1–3 pm Room 510
Quality Assurance Guidelines
8 am–2 pm Room 513
Workforce Assessment
9 am–5 pm Gibson Suite

Wednesday, May 6

Honors & Awards
2–5 pm Room 504

Friday, May 8

Editorial Board
7:30–8:45 am Room 537
Governmental Affairs and Federal Dental Health Services
7:30–8:45 am Room 524
Professional Standards, Peer Review & Ethics
7:30–8:45 am Room 520
Public and Professional Affairs
7–8:45 am Room 551

Saturday, May 9

Past Presidents' Breakfast
7:45–8:45 am Room 524

Sunday, May 10

AAE Board of Directors
8 am–1 pm Green Room



AAE Foundation



1998

Kent W. Cunningham
Gerald C. Dietz Sr., Vice President
William D. Powell, Secretary

1999

H. Groves Cooke III
Ronald I. Deblinger, Treasurer
Cindy R. Rauschenerger

2000

Robert L. Reames
Herbert Schilder, President
John D. West

AAE Officers Serving as Trustees

Denis E. Simon III, AAE President
Carl W. Newton, AAE President-elect
Jeffrey W. Hutter, AAE Secretary
Jerome V. Pisano, AAE Immed. Past Pres.
Irma S. Kudo, Executive Director (ex officio)

Chair, Friends of the Foundation

Mahmoud Torabinejad

Thank You

The Foundation Trustees extend their deepest appreciation to the generous individuals who have contributed to the Endowment for Endodontic Excellence Campaign.



American Board of Endodontics



1998

Harold E. Goodis, President
Marshall D. Peikoff, Treasurer
H. Robert Steiman

1999

Paul J. Ashkenaz
Charles J. Cunningham
Martin Trope

2000

Gerald N. Glickman
Billie G. Jeansonne
William T. Johnson, Secretary



Alumni, Affiliates & Other Groups

Wednesday, May 6

Alpha Omega Fraternity
8-11 pm Halcyon Restaurant
US Army Assn. of Endo.
4:30-6 pm Room 520

Thursday, May 7

Baylor College of Dentistry Endo. Alumni
9-11 pm Green Room
Endo. Standards Subcommittee
2-5 pm Room 529
Harry J. Healy Endo. Study Club
6:30-8 pm Nassau Suite A
Harvard Endo. Alumni
6:30-10 pm Tavern on the Green
Int'l. Federation of Endo. Assns.
10:30 am-12 noon Green Room
LSU Endo. Alumni/Wilford Hall
6-8 pm Rendezvous Trianon
MCV/VCU Endo. Alumni
5-6:30 pm Room 504
Michigan Assn. of Endo.
6:30-8:30 pm Sutton Suite South
Northwestern Dental Alumni
6:30-8 pm Room 520
New Jersey Dental Society
7-9 pm Room 507
Tufts Univ. Endo. Alumni
6-8 pm Beekman Suite
Univ. of Buffalo Endo. Alumni
5:30-7:30 pm Gibson Suite
Univ. of Illinois at Chicago Endo. Alumni
6-10 pm Madison Suite
Univ. of Maryland Endo. Alumni
6:30-8:30 pm Nassau Suite B
Univ. of Pennsylvania Endo. Alumni
6-7:30 pm The Penn Club
Univ. of Pittsburgh Dental Alumni
6-8 pm Clinton Suite

Friday, May 8

Albert Einstein Endo. Alumni
6-8:30 pm Sutton Suite Center
Boston Univ. Endo. Alumni
7-10:30 pm Water's Edge Restaurant
California State Assn. of Endo.
7-8:45 am Room 540
Christian Endo. Society
5-6 pm Room 534
Florida Assn. of Endo.
5-6 pm Room 537
Iowa Endo. Group
6-8 pm Nassau Suite B
New York Univ. Endo. Alumni Assn.
6-8 pm Petit Trianon
Oklahoma Assn. of Endo.
7-8:45 am Room 534
Tarheel Endo. Assn.
5-6 pm Room 520
Temple Endo. Alumni Assn.
5:30-7 pm Sutton Suite North
Univ. of North Carolina Endo. Alumni Assn.
6-7:30 pm Room 520
Univ. of Washington Graduate Endo. Alumni
6:30-8:30 pm Nassau Suite A
West Virginia Univ. Alumni
5:30-7 pm Clinton Suite

Saturday, May 9

Boston Univ. Alumni Faculty Assn.
7-8:45 am Room 520
Univ. of Michigan Endo. Alumni Assn.
7-8:45 am Room 537
Univ. of Southern California Endo. Alumni
7-8:45 am Gibson Suite
US Air Force Endo.
7-8:45 am Room 534
US Navy Assn. of Endo.
7-8:45 am Clinton Suite
Univ. of Detroit Mercy
7-8:45 am Room 540
Univ. of Toronto Alumni and Friends
7-8:45 am Room 543

Sunday, May 10

Society for Apical Excellence
7:30 am-12 noon Gibson Suite



Tours

If you have pre-registered for a tour, go to the AAE Tour Desk on the 2nd Floor Promenade registration area of the New York Hilton and Towers Hotel to up pick your tickets. Tickets may be

purchased at the AAE Tour Desk on a space available basis only. Tours will depart from the New York Hilton and Towers. Please arrive 10 minutes prior to published departure time.

Viewpoint on New York—"Downtown"

Wednesday, May 6, 8:30 am–12:30 pm

Thursday, May 7, 8:30 am–12:30 pm

\$40/person; lunch not included

New York's Lower East Side Tour

Wednesday, May 6, 1–4 pm

Thursday, May 7, 1–4 pm

Friday, May 8, 9 am–12 noon

\$40/person; lunch not included

United Nations

Wednesday, May 6, 9 am–2 pm

Friday, May 8, 9 am–2 pm

\$75/person; lunch included

Ellis Island

Friday, May 8, 9 am–1 pm

Saturday, May 9, 9 am–1 pm

\$55/person; lunch not included

Statue of Liberty

Thursday, May 7, 1–5 pm

Saturday, May 9, 1–5 pm

\$55; lunch not included

Lincoln Center

Thursday, May 7, 1–4:30 pm

Saturday, May 9, 9:30 am–1 pm

\$60/person; lunch not included

Carnegie Hall...Behind the Scenes

Friday, May 8, 11:30 am–3:30 pm

\$90/person; lunch included

The Best of Brooklyn and the Brooklyn Botanical Gardens

Thursday, May 7, 9 am–3 pm

\$73/person; lunch included

Kykuit—The Rockefeller Family Estate

Please notice the following time change for this tour:

Thursday, May 7, 8 am–5 pm

Friday, May 8, 8 am–5 pm

\$95/person; lunch included

Harlem Spiritual Tour

Sunday, May 10, 10 am–2 pm

\$68/person; brunch included



Auxiliary Program

President

Phyllis Baur (Jay)

President-Elect

Rikki Bell (Craig)

Vice President

Dorothy Nitta (Lawrence)

Secretary

Debra Howard (James)

Treasurer

Beverly Paulk (Glenn)

Parliamentarian

Elaine Wenckus (Christopher)

Local Arrangements

Rebecca Deblinger (Ron)

Judy Seidberg (Bruce)

All events will be held in the AAE Hospitality Suite with the exception of the Silent Auction, which will be held at the Welcome Reception in the Grand Ballroom.

Wednesday, May 6

8 am–8 pm

Registration

6:30–8 pm

Welcome reception
"Silent Auction"

Thursday, May 7

8 am–5 pm

Registration

8–10 am

Hospitality Suite

10:30 am–12 noon

Executive Board Meeting

2–5 pm

"Lillian Pear" reception/
business meeting



Guest Speaker: Rikki Bell, President-elect, will speak on the aging process and how to stay young.

Friday, May 8

8 am–5 pm

Registration

8–10 am

Hospitality Suite

10:30–11 am

Meeting with Liaison

11 am–12 noon

New Executive Board Meeting

Saturday, May 9

8–10 am

Hospitality Suite



Exhibitors

Please stop by, see the latest in products and services, and say thanks to the exhibitors who help defray part of your annual session costs. The number of presentations have been reduced on Saturday to allow more time for attendees to visit the exhibits. Badges must be worn in the Exhibit Halls. Complimentary coffee service will be provided on Thursday and Friday at 10:30 am and 2:30 pm and on Saturday at 10:30 am.

Exhibit hours are scheduled as follows:

Thursday, May 7 10 am–6 pm
 Friday, May 8 8 am–6 pm
 Saturday, May 9 8 am–1 pm

Booth		Booth		Booth	
445	ADA 1 Plan-Mellon Bank One Mellon Bank Ctr. #4910 Pittsburgh, PA 15258	226	Dentsply/Maillefer N.A. 5001 East 68 th St. #500 Tulsa, OK 74136	215	Hartzell & Son, G. 2372 Stanwell Circle P.O. Box 5988 Concord, CA 94520
268	Amadent/American Medical & Dental 1236 Brace Rd., Bldg. B Cherry Hill, NJ 08034	229	Dentsply/New Image 2283 Cosmos Ct. Carlsbad, CA 92009	240	
269		497	Dentsply/Rinn 142 Abbott Dr. Elgin, IL 60123	458	HealthFirst Corporation 22316 70 th Ave. W, Unit A Mountlake Terrace, WA 98043
431	Aseptico Inc. P.O. Box 3209 Kirkland, WA 98083	227	Dentsply/Tulsa Dental 5001 E. 68 th St., Ste. 500 Tulsa, OK 74136	256	Heraeus Kulzer, Inc. 4315 S. Lafayette Blvd. South Bend, IN 46614
424	Astra USA, Inc. 50 Otis St. Westboro, MA 01581	228		204	High Q Dental 6302 E. Aster Dr. Scottsdale, AZ 85254
205	Becker Parkin Dental Supply Co. 4612 Hiatus Rd. Sunrise, FL 33351	422	Designs for Vision, Inc. 760 Koehler Ave. Ronkonkoma, NY 11779	201	Hu-Friedy Mfg. Co. Inc. 3232 N. Rockwell St. Chicago, IL 60618
206		423		202	
246	Block Drug Company 257 Cornelison Ave. Jersey City, NJ 07302	446 448	Dexis 203 Bryant St. #3 Palo Alto, CA 94301	401	J. Morita USA, Inc. 14712 Bentley Circle Tustin, CA 92780
247		447 449		258 260	JEDMED INSTRUMENT CO. 5416 JEDMED Ct. St. Louis, MO 63129
311	Brasseler USA 800 King George Blvd. Savannah, GA 31419	504	DiaDent Group International 11-3871 N. Fraser Way Burnaby, BC V5J 5G6	259 261	
312		222 231	EIE/Analytic 1717 W. Collins Ave. Orange, CA 92867	450	JS Dental Mfg. Inc. 196 N. Salem Rd. Ridgefield, CT 06877
403	BRS Computing, Inc. 7 Westchester Plaza Elmsford, NY 10523	223 232		432	Karl Storz Endoscopy-America 600 Corporate Pointe Culver City, CA 90230
411	Carl Zeiss, Inc. One Zeiss Dr. Thornwood, NY 10594	224		462	KaVo America Corp. 340 E. Main St. Lake Zurich, IL 60047
412		409	Electro Medical Systems Corp. 670 International Pkwy., Ste. 100 Richardson, TX 75081	443	Keeler Instruments, Inc. 456 Parkway Broomall, PA 19008
415		461	ellman international, inc. 1135 Railroad Ave. Hewlett, NY 11557	233	Kerr Corporation 1717 W. Collins Ave. Orange, CA 92867
203	Centrix, Inc. 770 River Rd. Shelton, CT 06484	280	Endoco, Inc. 5180 Park Ave. Memphis, TN 38119	455	Kilgore International, Inc. 36 W. Pearl St. P.O. Box 98 Coldwater, MI 49036
460	Charles B. Schwed Co. Inc. 124-02 Metropolitan Ave. Kew Gardens, NY 11415	285		272	Knoll Pharmaceutical Company 3000 Continental Dr. North Mount Olive, NJ 07828
310	Coltene/Whaledent 750 Corporate Dr. Mahwah, NJ 07430	207 219	Global Surgical Corporation 3610 Tree Ct. Industrial Blvd. St. Louis, MO 63122	273	
503	Dentech/Health-Tech Systems, Inc. 275 Oser Ave. Hauppauge, NY 11788	209 235		459	Lexi-Comp Inc. 1100 Terex Rd. Hudson, OH 44236
255	Dentsply/MPL Technologies 9400 King St. Franklin Park, IL 60131	210 236		306	Lightspeed Technology Inc. 15600 San Pedro, Ste. 304 San Antonio, TX 78232
		211 237		405	Medidenta Int., Inc. 39-23 62 nd St. Woodside, NY 11377
		216 238		406	
		217 239		249	Metalift (Classic Practice Resources) 7855 Jefferson Hwy. Baton Rouge, LA 70809
		218			



Exhibitors

Booth

- 410 **MBNA America**
676 N. Michigan Ave., Ste. 3700
Chicago, IL 60611
- 243 **Moller Microsurgical**
244 7 Industrial Park
245 Waldwick, NJ 07463
- 254 **Moyco Union Broach**
257 200 Commerce Dr.
Montgomeryville, PA 18936
- 468 **National Endodontics, Inc.**
23400 Michigan Ave., Ste. 112
Dearborn, MI 48124
- 271 **Nephron Dental Supply**
321 E. 25th St.
Tacoma, WA 98401
- 278 **Newark Dental/Pemco**
35 Stern Ave.
P.O. Box 249
Springfield, NJ 07081
- 250 252 **Obtura Corporation**
251 253 1727 Larkin Williams Rd.
Fenton, MO 63026
- 456 **Orasoptic Research**
457 P.O. Box 4445
5225-3 Verona Rd.
Madison, WI 53711
- 467 **Osada, Inc.**
8436 W. Third St., Ste. 695
Los Angeles, CA 90048
- 307 **Patterson Dental Supply, Inc.**
1031 Mendota Hts. Rd.
St. Paul, MN 55120
- 279 **Premier Dental Products Co.**
P.O. Box 61574
3600 Horizon Dr.
King of Prussia, PA 19406
- 309 **ProBusiness Systems, Inc.**
9300 Jollyville Rd., Ste. 100
Austin, TX 78759
- 212 **Quality Aspirators**
P.O. Box 382120
Duncanville, TX 75138
- 407 **Quintessence Publishing Co., Inc.**
551 N. Kimberly Dr.
Carol Stream, IL 60188-1881
- 266 **R. Chige Inc.**
267 4531 N. Dixie Hwy.
Boca Raton, FL 33431
- 308 **Ribbond, Inc.**
1402 3rd Ave., Ste. 1030
Seattle, WA 98101
- 404 **ROEKO**
P. O. Box 1150
Raiffeisenstr. 30
D-89129 Langenau
Germany

Booth

- 433 **Roydent Dental Products, Inc.**
1010 W. Hamlin Rd.
Rochester Hills, MI 48329
- 480 **Schick Technologies, Inc.**
31-00 47th Ave., 5th floor
Long Island City, NY 11101
- 286 **Seiler Instrument Co.**
291 170 E. Kirkham Ave.
St. Louis, MO 63119
- 408 **Septodont, Inc.**
245C Quigley Blvd.
New Castle, DE 19720
- 305 **Smith Companies Dental Products/ScanRite Systems**
4368 Enterprise St.
Fremont, CA 94538
- 469 **Soredex, Inc.**
200 Beach Airport Rd.
Conroe, TX 77301
- 510 **SS White Burs, Inc.**
1145 Towbin Ave.
Lakewood, NJ 08701
- 304 **Sullivan-Schein Dental**
135 Duryea Rd.
Melville, NY 11747
- 444 **Sultan Chemists, Inc.**
85 W. Forest Ave.
Englewood, NJ 07631
- 402 **SurgiTel/General Scientific Corporation**
77 Enterprise Dr.
Ann Arbor, MI 48103
- 248 **Trident Dental, Inc./CK Dental Specialties**
Route 2, Box 251-A
Hendersonville, NC 28792
- 426 428 **Trophy Radiology, Inc.**
427 429 2221 Newmarket Pkwy., Ste. 136
Marietta, GA 30067
- 416 435 **Tycom**
417 436 17862 Fitch Ave.
418 437 Irvine, CA 92614
419 438
420 439
- 277 **Ultradent Products, Inc.**
505 W. 10200 South
South Jordan, UT 84095
- 276 **Westdent**
3680 Charter Park Dr., Ste. B
San Jose, CA 95136
- 496 **Williams & Wilkins**
351 W. Camden St.
Baltimore, MD 21201

Other

AAE Information Center:

- AAE Online
- AAE Products
- Colleagues for Excellence
- 1999 Annual Session in Atlanta
- Tote bags and Luggage tags
- American Board of Endodontics
- AAE Foundation

AAE Career Opportunities Exchange (Registration Area)

Also in the Exhibit Hall:

Don't forget to stop by the Poster Research Presentations and Table Clinics while you're in the exhibit halls. The Poster Research Presentations and Table Clinics are scheduled to be presented as follows:

Poster Research Presentations 1-28

Endodontist Section
Friday, May 8, 9 am-12 noon
Americas Hall II

Poster Research Presentations 29-43

Graduate Student Section
Saturday, May 9, 8:30-11:30 am
Americas Hall II

Table Clinics 1-6

Endodontist Section
Friday, May 8, 9 am-12 noon
Americas Hall I

Table Clinics 7-32

Graduate Student Section
Saturday, May 9, 8:30-11:30 am
Americas Hall I

The American Association of Endodontists does not endorse any product or service exhibited at the Annual Session except MBNA America, issuer of the AAE affinity credit card, Williams & Wilkins, publisher of the *Journal of Endodontics*, and Treloar & Heisel Inc. for AAE-sponsored insurance programs.



Award Recipients

Edgar D. Coolidge Award

* Edgar D. Coolidge	'69
* Harry B. Johnston	'70
* Henry A. Bartels	'71
* Bertram L. Wolfsohn	'74
* Vincent B. Milas	'75
Worth B. Gregory	'78
Jacob B. Freedland	'80
Alfred L. Frank	'81
George G. Stewart	'82
* F. Darl Ostrander	'83
* Maynard K. Hine	'83
* George C. Hare	'84
* Irving J. Naidorf	'85
Harry Blechman	'86
I.B. Bender	'87
Dudley H. Glick	'88
* Samuel S. Patterson	'89
Robert A. Uchin	'90
Michael A. Heuer	'91
* Edward M. Osetek	'92
Harold Gerstein	'93
Henry J. Van Hassel	'93
Donald E. Arens	'94
* Harold A. Maxmen	'94
Herbert Schilder	'95
Stuart B. Fountain	'96
Joseph D. Maggio	'97
Gerald C. Dietz Sr.	'98

Louis I. Grossman Award

* Louis I. Grossman	'73
* Birger Nygaard-Ostby	'76
I.B. Bender	'78
Samuel Seltzer	'80
Harold R. Stanley	'81
Kaare Langeland	'82
Henry J. Van Hassel	'84
* Melvin Goldman	'89
Syngcuk Kim	'90
Calvin D. Torneck	'91
Henry O. Trowbridge	'92
Mahmoud Torabinejad	'93
Herbert Schilder	'96

Ralph F. Sommer Award

Calvin D. Torneck	'84
Alfred L. Frank	'85
Mahmoud Torabinejad	'86
John I. Ingle	'87
Leif Tronstad	'90
Jens O. Andreasen	'91
I.B. Bender	'93
Samuel Seltzer	'93
Goran Sundqvist	'94
Gunnar Bergenholtz	'96

Edward M. Osetek Educator Award

* Gordon D. Mattison	'95
Eric M. Rivera	'96
Asgeir Sigurdsson	'98

Honorary Members

* Edgar D. Coolidge	'48
* W. Clyde Davis	'48
* Bernhard Gottlieb	'48
* Edward S. Hatton	'49
* Walter Hess	'49
* Hermann Prinz	'49
* Francisco Pucci	'49
* Sir E. Wilfred Fish	'56
* Birger Nygaard-Ostby	'58
Mary Crowley	'66
* Ralph F. Sommer	'67
Harold R. Stanley	'68
* Maynard K. Hine	'69
* Maury Massler	'71
* Louis I. Grossman	'73
* Oscar A. Maisto	'79
Henry O. Trowbridge	'86
David H. Pashley	'92
Irma S. Kudo	'94
Frank N. Lentine	'94
Michel Maillefer	'94

President's Award

Peter A. Paesani	'97
------------------------	-----



Past Presidents

* W. Clyde Davis	'43-44
* Ralph F. Sommer	'44-45
* Robert G. Kesel	'45-46
* E.G. Van Valey	'46-47
* Maynard K. Hine	'47-48
* Louis I. Grossman	'48-49
* Elmer A. Jasper	'49-50
* Raymond L. Girardot	'50-51
* George G. Sharp	'51-52
* F. Darl Ostrander	'52-53
Laurence A. Lucas	'53-54
* N. Weir Burkman	'54-55
* Harry J. Healey	'55-56
* John R. Pear	'56-57
* George C. Hare	'57-58
George G. Stewart	'58-59
* J. Henry Kaiser	'59-60
* Paul P. Sherwood	'60-61

* Glenn R. Brooks	'61-62
* Vincent B. Milas	'62-63
James H. Sherard Jr.	'63-64
Jacob B. Freedland	'64-65
* Henry S. Schmidt	'65-66
John I. Ingle	'66-67
Edwin C. Van Valey	'67-68
* Samuel S. Patterson	'68-69
* Warren J. Hedman	'69-70
* John F. Bucher	'70-71
Dudley H. Glick	'71-72
I.B. Bender	'72-73
Charles A. Scott Jr.	'73-74
Alfred L. Frank	'74-75
Robert A. Uchin	'75-76
Frank B. Trice	'76-77
George A. Zurkow	'77-78
Harry Blechman	'78-79

Paul E. Zeigler	'79-80
* Edward M. Osetek	'80-81
Henry J. Van Hassel	'81-82
Noah Chivian	'82-83
Donald E. Arens	'83-84
Stephen F. Schwartz	'84-85
Herbert Schilder	'85-86
Michael A. Heuer	'86-87
Charles J. Cunningham	'87-88
Joseph D. Maggio	'88-89
Gerald C. Dietz Sr.	'89-90
James C. McGraw	'90-91
Joseph I. Tenca	'91-92
Stuart B. Fountain	'92-93
Eric J. Hovland	'93-94
Richard C. Burns	'94-95
Philip W. Cohen	'95-96
Jerome V. Pisano	'96-97

* Deceased



Participants

A		Gallatin, Eric	11	Levine, Harris B.	20	Scheerer, Sonia Q.	21
Abbott, Paul V.	6	Galsterer, John E.	21	Lilly, Jeffrey P.	20	Schmidt, Kyle J.	21
Aesaert, Guido	15	Gell, Gregory C.	20	Lin, Louis M.	18	Schwartz, Richard S.	18
Alvaro, Emanuel	6	Gilad, Jack	10	Linden, Jeffrey W.	12	Scott, Kimberly H.	21
Aminian, Maryam	6	Giraldo, Christine	12	Liu, Donald T.	21	Sebok, Edward G.	20
Ashkenaz, Paul J.	19	Glickman, Gerald N.	10, 19, 23	Lloyd, Adam	21	Seidberg, Bruce H.	2
Auld, Charlene M.	21	Gluskin, Alan H.	23	Lopez, Martha L.	14	Seidberg, Judy	2
B		Goerig, Albert C.	12, 13	M		Seltzer, Simone R.	21
Backlund, Gary A.	2	Gomes, Marshall E.	18	MacIntyre, Roderick M.	21	Shadid, David B.	9
Bahcall, James K.	15	Gondim, Eudes Jr.	15	Maggio, Joseph D.	16	Sharp, Robert H.	7
Baker, William P. III	8	Gong, Hyoung-gyu	14	Mann, Carol E.	2	Shulman, Barnet B.	8
Baldassari-Cruz, Lynne A.	18	Goodis, Harold E.	19	Marmø, Michael S.	20	Shuping, George B.	20
Balson, Marc	2	Goodman, Fredric	2, 4	Martin, Brent J.	21	Sidow, Stephanie J.	20
Barbakow, Fred	8	Griffie, Michael B.	13	Mauger, Michael J.	18	Sigurdsson, Asgeir	11, 17, 30
Barthel, Claudia R.	14	Grote, Heath A.	21	McDonald, Neville J.	7	Sim, Gabriel	21
Baumann, Michael A.	8, 14	Gruber, David C.	21	McDougall, Ian G.	8	Simon, Denis E. III	5, 15
Baumgarth, Matthew R.	21	Guevara, Rodrigo	14	McNaught, Anthony G.	21	Siqueira, Evandro L.	14
Baumgartner, J. Craig	19	Gutmann, James L.	7, 15, 16	Miles, Linda L.	13	Siragusa, Martha	9
Behnia, Ali	21	H		Mines, Pete	20	Slavens, John H.	17
Bentkover, Scott K.	12	Hanlon, Robert J. Jr.	20	Moiseiwitsch, Julian R.D.	11	Soluti, Abdullah	19
Bergo, Shane D.	11	Haralampopoulos, Alex G.	20	Monsef, Mehdi	11	Sommercorn, Linda M.	11
Blau, Joel M.	17	Hargreaves, Kenneth M.	6, 16	Moreno, Jorge E.	14	Southard, Denny W.	15
Bluth, Antoine L.	21	Hasselgren, Gunnar	9	Mork, Thomas O.	23	Souza Filho, Francisco J.	14
Bogaerts, Patrick	10	Hata, Gin-Ichiro	14	Moss, Harvey D.	21	Spasser, Herbert F.	2, 20
Borelli, Paolo	19	Henry, Brian M.	20	Murgel, Carlos A.F.	15	Spolnik, Kenneth J.	2, 17
Bortnick, Krista L.	21	Herbranson, Eric J.	18, 24	N		Stanley, Eva	8
Bouchara, Viviane	20	Hertzberg, Marc J.	10	Nakagawa, Kan-Ichi	14	Steffel, Charles L.	10
Boutros, Judy A.	21	Hicks, M. Lamar	23	Nakaoka, Kazutoshi	14	Steiman, H. Robert	9, 19
Briseno, Benjamin M.	11	Himel, Van T.	2, 23	Newton, Carl W.	15, 17	Steinbrunner, Ronald L.	23
Brown, Cecil E. Jr.	17	Hiizatugu, Ruy	14	Nguyen, Hung Q.	11	Strittmatter, Edward J. Jr.	23
Bueno, Carlos E.S.	14	Hoen, Michael M.	23	Nist, Ellen G.	10	Sullivan, John E. Jr.	8
Bunnao, Rachelle M.	21	Holloway, William J.	22	Nordeen, Derek	15	Suter, Beat	11
C		Hoover, Jeffrey	19	Novoa, Martha	14	Svec, Timothy A.	6
Caicedo, Ricardo	14	Hosoya, Noriyasu	14	O		Tamse, Aviad	22
Cain, Christopher W.	11	Hutter, Jeffrey W.	15, 17	Olmsted, John S.	16	Tancroto, David J.	20
Calas, Paul L.	8	Hwang, Ho-Keel	11	Olsen, Meryl H.	21	Tate, Brian P.	18
Carson, Kweli K.	21	I		Ottosen, Stephen R.	8	Tatosian, Charles V.	7
Caruso, Robert A. Jr.	21	Ippolito, Giovanni	8	P		Teixeira, Fabricio B.	14
Chen, Chih-Ping	20	J		Park, Hansoo	14	Torabinejad, Mahmoud	4, 16
Chivian, Noah	4, 22	Jaunberzins, Andris	21	Park, Jeong-Won	14	Trautmann, Glenn A.	21
Cochet, Jean-Yves G.	7	Jeansonne, Billie G.	19	Paulk, Glenn L.	2	Trava, Brian P.	2
Cohen, Philip W.	16	Jen, David C.	18	Paurazas, Susan	21	Trope, Martin	14, 19, 22
Compton, Duane E.	7	Johnson, William T.	19	Peikoff, Marshall D.	19	U	
Cotti, Elisabetta	8	Jose, Judy R.	18	Peli, Jean-Francois	19	Uemura, Manabu	14
Coury, Kirk A.	2, 24	Jowid, Albert M.	10	Peters, Ove	8	V	
Crowe, William J. Jr.	6	Jultak, Jed S.	8	Peterson, Jill	21	Vachon, Claudia C.	11
Cunningham, Charles J.	19	Junn, David J.	10	Pettiette, Mary T.	2	Varela, Claudio H.	14
D		K		Pileggi, Roberta	11	Velvart, Peter	22
Dacko, Chris R.	11	Kaminsky, Edward S.	12	Pineda, Franklin	6	Verdi, Michelle	12
Dahl, Eva C.	16	Karabucak, Bekir	6	Pirbazari, Mike	5	W	
Dahlkemper, Patrick E.	21	Katebzadeh, Nooshin	20	Pitman, David P.	6	Waite, Rodney M.	18
Dalat, Dilek M.	19	Katz, Harmon R.	15	Potentia, Anthony P.	11	Walia, Harmmeet D.	18
Davalou, Stavroula	21	Kaufman, Robert L.	21	Proctor, Martha E.	23	Walker, William A. III	10
Davich, Mitchell H.	17	Kawaguchi, Koji	14	Putnam, Barton W.	8	Wallace, James A.	20
Deardorf, Kevin A.	5	Keiser, Karl	8, 14	R		Walton, Richard E.	16
Deblinger, Rebecca	2	Khademi, John A.	13, 24	Rakusin, Hedley	15	Waters, Jeffrey K.	19
Deblinger, Ronald I.	2	Kim, Syngcuk	17	Rankow, Henry J.	5	Watkins, Brian D.	21
Diamond, Martin H.	15	Kimbrough, W. Frank	11	Reader, Al W.	18	Weiss, Richard R.	2
DiFiore, Peter M.	15	King, Kevin T.	2	Regan, John D.	21	Wenckus, Christopher S.	16
Dickey, David J.	17	Knowles, Kenneth I.	15	Riano, Adriana M.	14	Werksman, Leslie A.	15
Dietz, Daniel B.	8	Kobayashi, Chihiro	14	Ricks-Williamson, Linda	11	West, John D.	15
Dietz, Gerald C. Sr.	16, 24, 30	Koch, Kenneth A.	7	Rivera, Eric M.	9, 23	Whitaker, S. Bryan	6
Douthitt, James C.	12, 16	Kochis, Kimberly A.	18	Rogers, Martin J.	19	Wiggins, Gregory B.	21
E		Kosa, David A.	8	Romero, Andrew D.	20	Wilkinson, Frank J.	7
Edelstein, Burton L.	10	Kramp, Louis F.	6	Rosenbaum, David S.	18	Willershausen-Zonnchen, Brita	19
Eggert, Christine I.	8	Krasner, Paul R.	5	Rosenberg, David B.	9	Wilson, David E.	14
Elsherif, Ismail I.	9	Krauss, Robert M.	12	Rosenberg, Robert J.	4, 5	Witherspoon, David E.	10
Erakin, Gagatay	8	Krell, Keith V.	8	Rossmann, Louis E.	23	Wolcott, James F.	11
Erickson, Ty E.	10	Kytridou, Vasiliki G.	21	Rotstein, Ilan	9, 20	Wucherpennig, Anne L.	20
F		L		Russo, Michael P.	20	Wurm, Catherine E.	6
Fabiani, Cristiano	8	Lalh, Manjinder S.	8, 20	Rybicki, Robert M.	21	Y	
Fink, Bernard B.	7	Landwehr, David J.	21	S		Yamaguchi, Masataka	19
Fouad, Ashraf F.	14	Lavall, Michelle B.	21	Sabins, Ronald A.	21	Yoshioka, Takatomo	14
Fountain, Stuart B.	6, 23	Leddy, Beverly J.	12	Sae-Lim, Varawan	14	Z	
Fried, Irving	2	Lee, Kenneth	18	Safavi, Kamran E.	19	Zent, Dennis J.	23
Friedman, Mark H.	6	Lemon, Ronald R.	4, 24	Sallen, Bruce T.	8	Zhu, Qiang	19
Friedman, Shimon	7, 19	Lerner, Phillip I.	22	Santos, Marcelo dos	14	Ziegler, Benjamin	18
Fuss, Zvi	22	Leung, Daniel	20	Sato, Junichi	14	Zurkow, George A.	12, 22
G		Leveson, Mara L.	21	Sawada, Norihiro	14		
Gaitan, Julio R.	21	Levin, Linda G.	11	Schachman, Mark A.	2		
		Levine, Debora F.	21				



Topical Index

A

Affiliate Leadership Conference	5
AADS Endodontic Section Meeting	17
AAE Board of Directors	2
AAE Career Opportunities Exchange	29
AAE Foundation	25
AAE Headquarters Office	3
AAE Information Center	29
AAE Online	3
American Board of Endodontics	
Diplomate process, The Board Walk	19
Grossman Memorial Luncheon	6
Officers	25
Anesthesia, LAS 15	18
Annual Session Committee	2
Antibiotics, SS V	22
Apex locators, CS 3	7
Attire	
Dinner Dance	3
General	3
Audiotapes (Teach'em)	3, 29
Auxiliary program	27
Award recipients	30
Awards	
Edgar D. Coolidge Award	24
Edward M. Osetek Educator Award	30
Graduate Student	24

B

Badges	3
Bleaching, LAS 19	20
Bone biology, LAS 5	7
Breakfasts	
Wednesday CEC Continental	4
Thursday Opening Session	5
Friday Continental	9
Saturday Continental	20
Sunday Farewell	24

C

Calcified canals, SS VI	22
Case selection, LAS 9	9
College of Diplomates	
Training mentors	23
CE certificates	3
Continuing Education Course, Wednesday	
Procedural challenges	4

D

Diagnosis, LAS 9	9
Difficult endo cases, LAS 8	9
Digital radiography	
Endo assistant's view, Staff 7	13
Realistic expectations, CS 12	23
Wireless, CS 8	17
Dinner Dance	3, 24
Diplomate (ABE), process	19
District Caucuses	5

E

Education	
AADS Endo Section Meeting	17
Endodontic Educators' Forum	15
Faculty Development Seminar	24
Endoscope, LAS 6	8
Exhibits	3, 5, 9, 20
Exhibit hours	3, 28
Exhibitors	28-29

F

Faculty Development Seminar	24
Failures, LAS 3	6
Farewell Breakfast	24
Financial planning	
Financial management, GI III	17
Focal infection, SS IV	17

G

General Assembly	24
General information	3
Growth factors, wound development	
and healing, LAS 11	10
Guided tissue regeneration, SS II	5

I

Infections, SS I	5
Instrumentation	
Cleaning and shaping with nickel	
titanium, CS 11	23
Lightspeed, LAS 12	15
Nickel titanium rotary instrumentation,	
CS 2	7
Nickel titanium, rapid body shaper,	
LAS 2	6
Insurance	
Treloar & Heisel, Inc.	3
Interactive Sessions	
Co-workers' conflict resolution,	
Interactive 1/Staff 2	16
Endodontic emergencies, Interactive 3	16
Pain, facial, Interactive 2	16
Surgical endodontics, Interactive 4	16
Internet demonstration	3

L

Lesions, basis and treatment, LAS 14	18
Luggage tags	13
Luncheons	
Wednesday CEC	4
Thursday Grossman Memorial (ABE)	6
Friday Award	17
Saturday Coolidge	24

M

Managed care	
Trends and issues, GI II	10
Maps	34-36
Meetings	
Affiliates	26
Alumni	26
Auxiliary	27
Board of Directors	25
Committees	25
Foundation	25
Microscope	
In the endodontic practice, CS 9	17

N

Nickel titanium	
Cleaning and shaping with, CS 11	23
Rapid body shaper technique, LAS 2	6
Rotary instrumentation, CS 2	7

O

Obturation, CS 5	10
Opening Session Breakfast	5
Oral Research Presentations	
Anesthesia	
Injection pain reduction	6
Intracellular calcium	6
Apex, immature	
Effect of alendronate	11
Apical barrier	
Use of SuperEBA	8
Apical patency	
Effect on apical seal	11
Apical trephination	
Postoperative symptoms	10
Biochemistry	
Cannabinoid agonist/G-proteins	6
Vasodilatory effects of SP	6
Bleaching	
Carbamide peroxide in vitro	11
Pulp chamber preparation	11
Bone healing	
Anaorganic bovine bone substitute	18
Histologic study	19
Periapical bone lesions	8
Bone resorption	
Pathogenesis of LEOs	10
Calcium hydroxide	
Hydroxyl ions diffusion	19
pH changes and calcium ion diffusion	19
Quantitative in-vitro comparison	8
Demographics	
California workforce	18
Digital radiography	
Quantitative density analysis	8
Root canal lengths	9
Immunology	
Expression of IL-8 mRNA	11
Inflammation	
Inhibits bone growth	6



Topical Index

Instrumentation

Apical extrusion of sodium hypochlorite ..	11
Canal centering	8
Curved canal transportation	9
Histologic comparison:	
Hand vs. NiTi rotary	18
NiTi vs. stainless steel	8
Nickel-titanium engine driven	8
SEM evaluation	8
Shaping canals	8

Instruments

Resistance to corrosion	9
-------------------------------	---

Lasers

Nd-YAP laser	8
Inflammatory resorption	11
SEM and light microscope evaluation	8

Leakage *

Comparison of four products	18
In vitro bacteriological evaluation	8
Periapical tissue reaction	
Quantification of filling materials	11
Temporization with the "walking bleach" technique	18

Medicaments

Clindamycin/Intracanal medicament	10
---	----

Microbiology

Detection of <i>P. intermedia</i> and <i>P. nigrescens</i>	19
--	----

Microscope

Mesiolingual canal location effectiveness	18
---	----

NiTi instruments

Breakage/rotational speed	8
Cutting tips	8
Distortion and breakage	8
Tests in plastic blocks	8

Obturation

Conventional/digital radiography assessment	8
Cytotoxicity on gingival fibroblasts	19
Isthmuses sealing ability	11
New vacuum technique	11
Root surface temperatures	11

Pain

Psychological factors	11
Untreated irreversible pulpitis	11

PDL attachment

Fibronectin treated root surfaces	11
---	----

Pharmacology

Morphine and ibuprofen	10
Penicillin	19
Ketorolac tromethamine with ibuprofen ...	19

Pulp capping

Calcium sulfate in cat teeth	18
Dentin bridge formation	10

Pulp physiology

Expression of interleukin-8	11
Role of 5-HT	11
Sex hormone receptor status	6

Restoration

Stress resistance	19
-------------------------	----

Retrograde filling material

Adherence of enamel matrix derivatives	19
Cytotoxicity of root end filling materials/cell culture	19

Root canal morphology

Levels of root resection evaluation	18
Mesial canals comparative lengths	18

Root canal sealers

Evaluation by <i>E. faecalis</i>	19
Effects on post retention	18
Resistance to bacterial ingress in vitro	8

Root end preparation

Crack formation	19
Ultrasonics	18

Smear layer

Adhesion of glass ionomer cement sealers	8
--	---

Trauma

Detection of Hsp 70	11
---------------------------	----

Vertical fractures

Repair with compomers	18
-----------------------------	----

Orofacial pain, SS III	6
------------------------------	---

Outcome assessment, LAS 7	9
---------------------------------	---

P

Participants	31
--------------------	----

Past Presidents	30
-----------------------	----

Past Presidents' Breakfast	25
----------------------------------	----

Perforations, SS VI	22
---------------------------	----

Poster Research Presentations

PR 1-28	
---------------	--

Endodontist Section	14
---------------------------	----

PR 29-44	
----------------	--

Graduate Student Section	20
--------------------------------	----

Practice management

Changing ownership in a dental practice, GI 1	7
---	---

Co-workers' conflict resolution, Staff 2/Interactive 1	16
--	----

Creating the premier endo practice, Staff 8	13
---	----

Exceptional endodontic team, Staff 6	13
--	----

Presentations, use of AV equipment, LAS 16	18
--	----

President's Dinner Dance	3, 24
--------------------------------	-------

Vouchers	3
----------------	---

President's Welcome	1
---------------------------	---

Procedural challenges, Wednesday CEC	4
--	---

R

Registration

Information and hours	3
-----------------------------	---

Restaurant Guide	insert
------------------------	--------

Restoration

Immediate core buildups, CS 7	15
Structural rehabilitation, CS 10	23

Retreatment

Concepts and practice of, CS 1	7
Management of endodontic failures, LAS 17	20

Root fractures, SS VI	22
-----------------------------	----

Root perforations, LAS 10	10
---------------------------------	----

Root resorption, SS VI	22
------------------------------	----

S

Sinus and endodontic pathology, LAS 4	7
---	---

Smoking policy	3
----------------------	---

Speaker AV Ready Room	3
-----------------------------	---

Staff Sessions

Co-workers' conflict resolution, Staff 2/	
---	--

Interactive 1	16
---------------------	----

Creating the premier endo practice,	
-------------------------------------	--

Staff 8	13
---------------	----

Digital radiography, assistant's view,	
--	--

Staff 7	13
---------------	----

Ergonomics in the workplace, Staff 1	12
--	----

Excellence as an endodontic assistant,	
--	--

Staff 3	12
---------------	----

Exceptional endodontic team, Staff 6	13
--	----

Infection control, Staff 5	12
----------------------------------	----

Inventory and office maintenance,	
-----------------------------------	--

Staff 5	12
---------------	----

Microscope, assisting, Staff 4	12
--------------------------------------	----

Success factors

Guidelines for becoming a great endodontist, CS 6	15
---	----

Surgery

Composite retrofills, LAS 18	20
------------------------------------	----

Crown lengthening, LAS 1	6
--------------------------------	---

T

Table Clinic Presentations

TC 1-6	
--------------	--

Endodontist Section	15
---------------------------	----

TC 7-32	
---------------	--

Graduate Student Section	21
--------------------------------	----

Tape recording	3
----------------------	---

Teach'em	3
----------------	---

Tooth fractures, CS 4	9
-----------------------------	---

Tote bags	3
-----------------	---

Tours	27
-------------	----

Trauma, LAS 13	15
----------------------	----

Treloar & Heisel	3
------------------------	---

W

Web Site	3
----------------	---

Welcome Reception	5
-------------------------	---

Key

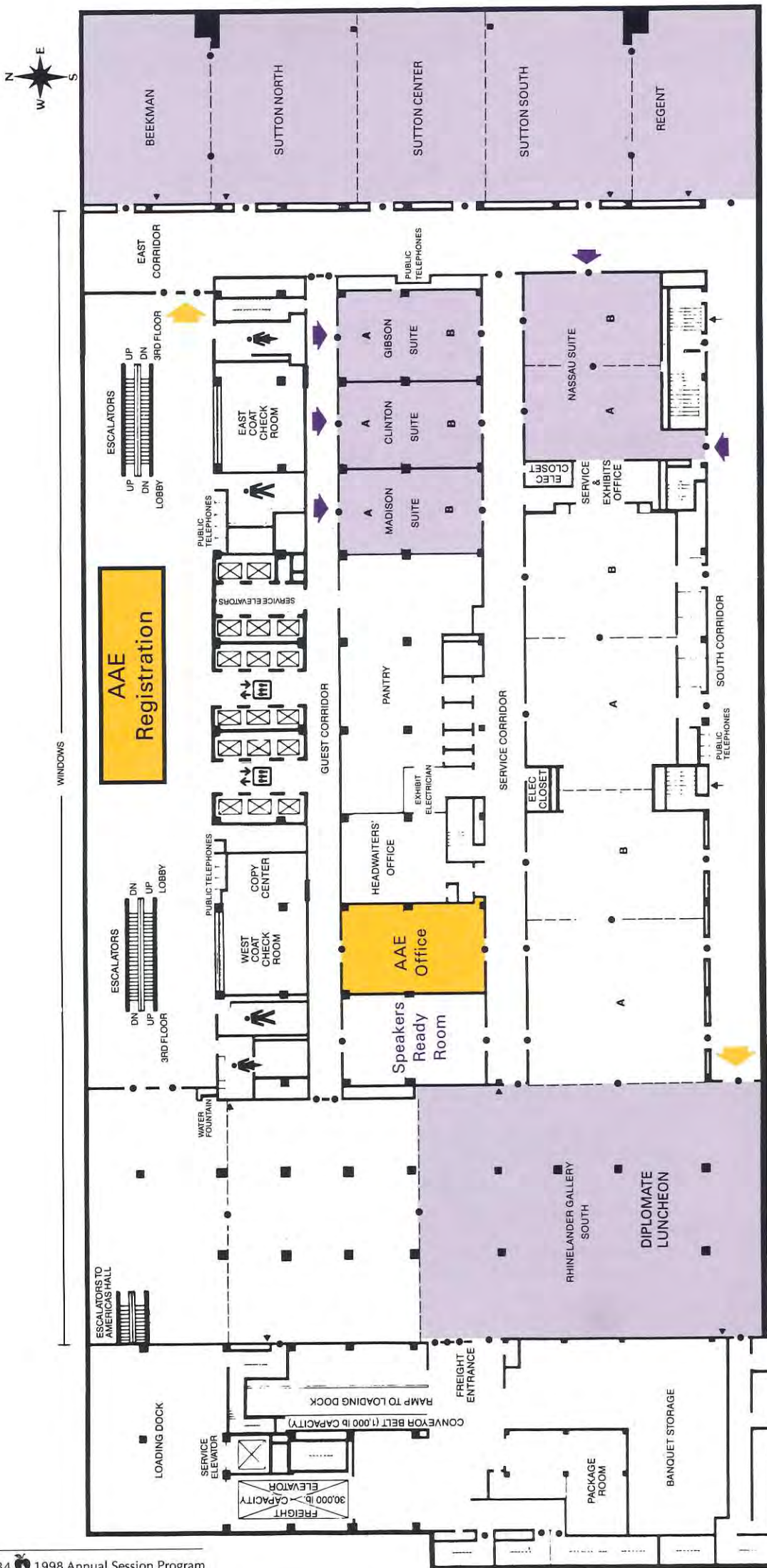
CEC=Continuing Education Course

CS=Clinical Session

GI=General Interest Session

LAS=Limited Attendance Session

SS=Scientific Session

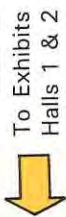


2 n d F L O O R



54TH STREET

WINDOWS



ESCALATOR
UP
DN
RHINELANDER

WEST PROMENADE

ESCALATOR
UP
DN
2ND FLOOR

PROMENADE

OPEN
TO
BELOW

OPEN
TO
BELOW

ESCALATOR
UP
DN
2ND FLOOR

EAST PROMENADE

SERVICE
ELEVATORS

FREIGHT
ELEVATOR

SERVICE
AREA

WEST
BALLROOM
FOYER

EAST
BALLROOM
FOYER

PUBLIC
TELEPHONES

SERVICE
ELEVATORS

PUBLIC
TELEPHONES

ROTUNDA

PETIT TRIANON

RENDEZVOUS TRIANON

BANQUET PANTRY

BANQUET &
SERVICE BAR

BANQUET KITCHEN

14'
BALCONY

9'
BALCONY

GRAND BALLROOM SUITE

WEST BALLROOM

14'
BALCONY

EAST BALLROOM

14'
BALCONY

MERCURY BALLROOM

STAGE

STAGE

STAGE

* = ELECTRIC SCREENS

• FIRE EXIT
▲ FIRE ALARM

53RD STREET

3 r d F L O O R

New York Hilton & Towers

1335 Avenue of the Americas

