



*Securing Our Destiny*



# New Orleans

American Association of Endodontists  
58<sup>th</sup> Annual Session

# Table of Contents

AAE Board of Directors ..... 2

Annual Session Committee ..... 2

General Information ..... 3

Continuing Education Course ..... 6

**Program**

Wednesday ..... 6

Thursday ..... 8

Friday ..... 16

Saturday ..... 32

Sunday ..... 40

Past Presidents ..... 41

Award Recipients ..... 42

Board and Committee Meetings ..... 43

AAE Alliance ..... 43

Alumni, Affiliates and Other Functions ..... 44

Exhibit Hall Floor Plan ..... 45

Exhibitors ..... 46

Participants ..... 48

Floor Plans ..... 50

The statements and opinions expressed at the AAE Annual Session are solely those of the individual speakers. Their statements and opinions do not reflect any endorsement by the American Association of Endodontists.

## Shuttle Bus Schedule

Shuttle buses will run between the Hilton and the Convention Center according to the following schedule:

**Thursday, March 29**

9 a.m. - 5:30 p.m.

**Friday, March 30**

7 a.m. - 7 p.m.

**Saturday, April 1**

7 a.m. - 5:30 p.m.

Departures and arrivals will take place on the **side drive** of the main building at the Hilton and **outside Hall E** at the Convention Center.



## President's Welcome

Welcome to New Orleans! Assembled before you are both a city and an event filled with beauty, excitement, educational and fellowship opportunities, famous cuisine and international culture. New Orleans—the city of elegance and charm—is a great site for the 58th AAE Annual Session.

Enjoy all that the city has to offer, but experience, too, the richness of this annual session: multimedia presentations, forums, panel discussions and informative encounters from leaders both well-known and emerging in all phases of dentistry that integrate with and impact upon our exciting specialty. Attend the exciting Silent Auction at the Welcome Reception AND a live auction in true Cajun style on Friday afternoon. This is not to be missed!

Once again, we are using two venues for the Annual Session. The Hilton New Orleans Riverside is the AAE Headquarters Hotel and site of the Wednesday Continuing Education Course, all Staff Sessions, evening social events and Board and committee meetings. All other educational sessions are located at the Ernest N. Morial Convention Center. The two locations are within walking distance of each other, however, shuttle buses will run back and forth for those who want to ride.

Terryl Propper, General Chair, and the Annual Session Committee, including Lou Rossman, Shep Goldstein, Ron Deblinger, Ken Hargreaves, David Witherspoon, Irv Fried, Sheldon Mann, Fred Goodman and Susie Stoulig, have plotted, planned and created a challenging and dynamic program. The Local Arrangements Committee, chaired by Eric Hovland, has organized exciting opportunities for you to enjoy—an efficiently run meeting and the true Southern/Cajun culture that can only be experienced in the Crescent City.

The shaping of people and places into an “endodontic experience not to be forgotten” required tireless hours of work from our AAE staff. They are to be thanked and congratulated for their commitment and enthusiasm. At the helm of this dynamic group of professionals is our Executive Director, Irma Kudo, who has carefully orchestrated this endeavor with an expertise and dedication second to none. Please extend your thanks and appreciation to these individuals when you see them in New Orleans.

This meeting is for every endodontics aficionado worldwide. The table is set, the menu is complete, and your presence is anticipated.

James L. Gutmann, D.D.S.  
President

# AAE Board of Directors



James L. Gutmann  
President



Jeffrey W. Hutter  
President-elect



Samuel O. Dorn  
Vice President



Henry J. Van Hassel  
Editor



Sandra Madison  
Secretary



Harmon R. Katz  
Immed. Past President



Mahmoud Torabinejad  
Treasurer



Irma S. Kudo  
Executive Director

## District I Directors



Peter A. Morgan  
2002



Louis E. Rossman  
2003

## District II Directors



Marc Balson  
2001



Bruce H. Seidberg  
2002

## District III Directors



Lesley A. West  
2001



Glenn L. Paulk  
2003

## District IV Directors



Michael B. Lindemann  
2001



Kevin T. King  
2003

## District V Directors



Keith V. Krell  
2001



William A. Walker III  
2002

## District VI Directors



James A. Abbott  
2002



Maureen L. Swift  
2003

# Annual Session Committee



Terryl A. Propper  
General Chair



Louis E. Rossman  
Program Chair



Eric J. Hovland  
Local Chair

## Program

Continuing Education .....	Shepard S. Goldstein
General Interest .....	Irving Fried
Limited Attendance Sessions .....	Ronald I. Deblinger
Auxiliary (Staff) Sessions .....	Fredric Goodman and Susie C. Stoulig
Oral and Poster Research Presentations .....	Kenneth M. Hargreaves
Table Clinics .....	David E. Witherspoon
Exhibits .....	Sheldon R. Mann

## Local Arrangements

Local Chair .....	Eric J. Hovland
Hospitality .....	Ronald R. Lemon and Denis E. Simon III
Host .....	Lisa P. Germain
Room Monitors .....	Catherine A. Hebert and Billie G. Jeansonne
Signs .....	Michael S. Bond and Albert F. McMullen III
AAE Alliance .....	Carol Hovland and Aimee Simon

# General Information



## AAE Headquarters Office

Hilton New Orleans Riverside – Marlborough  
Ernest N. Morial Convention Center – Room 334

## AAE Information Center

AAE staff members will be waiting to assist you with your product orders and any other questions you may have. Learn how to pledge your support to the AAE Foundation. Stop by and see the new AAE Web site design. New features will be demonstrated on request and general information about going online and using the Internet will also be available. Members of next year's local arrangements committee will be available to explain what great things lie ahead in Chicago for the 2002 Annual Session.

## Attire

Business appropriate attire is recommended for the annual session. The President's Dinner Dance is black tie optional.

## Badges

Badges must be worn at all AAE functions.

## Career Opportunities Exchange

Check out the very latest job openings or post your opening on the Career Opportunities Board, located in the registration area. The job board is hosted and monitored by the Membership Services Committee.

## CE Certificates

A CE Certificate of Completion and instructions are included in your registration packet. Keep the original AAE CE Certificate of Completion in your file in case of audit or send to your state board if required. The AAE is an ADA CERP recognized provider.



## Exhibits

Stop by the exhibit hall to see the latest products and services, enjoy a complimentary beverage and say thank you to the many companies that help defray annual session costs. To allow more time for attendees to visit the exhibit hall, fewer presentations are scheduled for Saturday. AAE badges are required for admittance.

## Exhibit Hours

Thursday, March 29	10 a.m. - 5 p.m.
Friday, March 30	8 a.m. - 5 p.m.
Saturday, March 31	8 a.m. - 1 p.m.

## Location of Events

The following will be held at the Hilton New Orleans Riverside:

- Wednesday CEC and Welcome Reception
- Opening Session Breakfast
- Staff sessions
- Board, committee, affiliate and alumni meetings
- Alliance functions
- Evening functions
- President's Dinner Dance
- Sunday Farewell Breakfast
- Sunday Faculty Development Seminar
- Tour departures

At the Ernest N. Morial Convention Center:

- Education sessions, except staff sessions
- Continental breakfasts
- Grossman, Coolidge and Awards Luncheons
- Exhibits
- General Assembly

Shuttle bus service will be provided between the Hilton and the Convention Center.

## President's Dinner Dance Seating

Desk open at the Hilton: Tues., 3 - 8 p.m.; Wed., 7 a.m. - 8 p.m.

Desk open at the Convention Center: Thurs., 7:30 a.m. - 5 p.m.

To reserve seating for the President's Dinner Dance, **you must exchange your voucher for a dinner ticket at the AAE Dinner Dance Registration Desk before 5 p.m. on Thursday.** If you wish to have group seating, a voucher must be presented at the same time for each person in your group. Tables seat 10 people and are reserved on a first-come, first-served basis. No exceptions will be made. There will be tables reserved for singles traveling without significant others.

## Registration Hours

### Hilton New Orleans Riverside

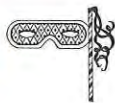
Tuesday, March 27	3 - 8 p.m.
Wednesday, March 28	7 a.m. - 8 p.m.

### Ernest N. Morial Convention Center

Thursday, March 29	7:30 a.m. - 5 p.m.
Friday, March 30	7:30 a.m. - 5 p.m.

*continued on following page*

# General Information



## Registration Categories

### AAE Professional member

Beginning Thursday, all sessions and exhibits. One ticket to the following:

Wednesday	Welcome Reception
Thursday	Opening Session Breakfast
Friday	Continental breakfast, Coolidge Luncheon
Saturday	Continental breakfast, Awards Luncheon, President's Dinner Dance
Sunday	Farewell Breakfast

### AAE Student member

Beginning Thursday, all sessions and exhibits. One ticket to the following: Wednesday Welcome Reception, Thursday Opening Session Breakfast, Friday and Saturday Continental breakfasts and luncheons.

### Auxiliary member, nonmember dental assistant/office administrator

Beginning Thursday, all sessions and exhibits. One ticket to the following: Wednesday Welcome Reception, Friday and Saturday Continental breakfasts and luncheons. (*Note: Auxiliary member category is only for dental assistants or office administrators who are AAE members. An endodontist's AAE membership does not include Auxiliary membership for his/her staff.*)

### Nonmember U.S. Professional and Student

Beginning Thursday, all sessions and exhibits. One ticket to the Wednesday Welcome Reception. (*Note: On-site registrants must provide state license number.*)

### Nonmember International Professional and Student (including Canada)

Beginning Thursday, all sessions and exhibits. One ticket to the Wednesday Welcome Reception.

### Spouse/companion

Beginning Thursday, all sessions and exhibits and Alliance program activities. One ticket to the Wednesday Welcome Reception. (*Note: Registration fee includes \$45.00 for AAE Alliance, formerly AAE Auxiliary, membership dues.*)

### Children

One ticket to the Wednesday Welcome Reception.

## Restaurant Guide

A restaurant guide has been prepared by the Local Arrangements Committee and is enclosed with this packet. In addition, "On the Town" will provide an on-site restaurant reservation service. Look for their desk at the convention center Thursday through Saturday.

## Session Recordings

The Sound of Knowledge will record many of the sessions presented. Audio tapes and CD-ROMs are available for purchase at their desk in the convention center. Participants may not audio or video tape any presentation without the permission of the speaker.

## Smoking Policy

For the comfort and health of all attendees, smoking is not permitted at AAE functions or exhibits. This includes all sessions, breakfasts, luncheons, the Welcome Reception and the President's Dinner Dance. The Ernest N. Morial Convention Center is a smoke-free facility.

## Special Assistance

If special assistance, dietary restrictions or other arrangements are required, please see Lori B. Edmunds at the AAE Headquarters Office.

## Special Events

### Welcome Reception and 4<sup>th</sup> Annual Alliance Silent Auction

Wednesday, March 28, 6:30 - 8 p.m. - Hilton Grand Ballroom

Don't miss this opportunity to unwind and mingle with old friends while meeting new colleagues. View the auction items and place your bids early. Light hors d'oeuvres will be served. Your support of this auction will assist the Alliance in meeting its \$300,000 pledge to the Foundation.

### Opening Session Breakfast

Thursday, March 29, 8 - 10 a.m. - Hilton Grand Ballroom

AAE President James L. Gutmann will present the keynote address.

### Louis I. Grossman Memorial Luncheon (by ticket only)

Thursday, March 29, 12:30 - 1:45 p.m. - La Nouvelle Ballroom, Convention Center

Endodontists who achieved Board certification during 2000 will be recognized at this event and will receive their Diplomat pins from the American Board of Endodontics. The College of Diplomates of the ABE sponsors this luncheon which features Dr. Harold C. Slavkin, dean of the University of Southern California School of Dentistry and former director of the NIDCR, as the keynote speaker. Tickets cannot be purchased on site.

### Edgar D. Coolidge Luncheon

Friday, March 30, 12 noon - 1:45 p.m. - La Nouvelle Ballroom, Convention Center

The program features the presentation of the Edgar D. Coolidge Award, the AAE's highest honor. The honorary membership recipient will also be announced.

## General Information



### Foundation Friday Live Auction

**Friday, March 30, 4:30 p.m.; bidding opens at 5:15 p.m. - Room 352, Convention Center**

Don't miss this chance to bid on a microscope and other quality products at special prices. Join auctioneer Denis E. Simon III for munchies, music and bargains. Proceeds benefit the AAE Foundation.

### Awards Luncheon

**Saturday, March 31, 12:30 - 2:15 p.m. - La Nouvelle Ballroom, Convention Center**

The Louis I. Grossman, I.B. Bender Lifetime Educator and Edward M. Osetek Educator Awards will be presented as well as graduate student awards for oral and poster research presentations and table clinics.

### President's Dinner Dance

**Saturday, March 31 - Hilton**

**Pre-dinner Reception: 6:30 - 7:30 p.m. - Grand Ballroom foyer  
Dinner Dance: 7:30 - 12 midnight - Grand Ballroom**

Bring your dancing shoes and enjoy an elegant Mardi Gras dinner dance event with your friends and colleagues. Black tie optional.

### Tote Bag

You may be one of five lucky winners of free registration for the 2002 Annual Session in Chicago! You will receive a voucher for a free tote bag commemorating the AAE's 58<sup>th</sup> Annual Session along with your registration packet. Take your voucher to the AAE Information Center in the Exhibit Hall E at the Ernest N. Morial Convention Center to receive your complimentary tote bag and to see if you are a winner.

### Tour Information

The optional tour program, offered by Destination Management, Inc., has been designed exclusively for the AAE attendees. Pre-sold tickets will be available at the tour desk located at the Hilton New Orleans Riverside. All tours will depart from and return to the side drive of the main building at the Hilton.

The American Association of Endodontists does not endorse any product or service exhibited at the Annual Session except the following:

#### Discus Dental Software

for Endo-Vision practice management software  
*See them at booth 525.*

#### Lippincott Williams & Wilkins

publisher of the Journal of Endodontics  
*See them at booth 417.*

#### MBNA America

issuer of the AAE affinity credit card

#### Treloar & Heisel, Inc.

for AAE-sponsored insurance programs  
*See them at their booth located in the Convention Center.*

## Future Annual Sessions

**59<sup>th</sup> Annual Session  
Chicago, Illinois  
April 10 - 14, 2002**

**60<sup>th</sup> Annual Session  
Tampa, Florida  
April 30 - May 4, 2003**

**61<sup>st</sup> Annual Session  
Anaheim, California  
May 5 - 9, 2004**

**No on-site  
registration  
for  
Wednesday  
CEC**

**Badges must be  
worn at all AAE  
functions.**



**Wednesday, March 28**

**Continuing Education  
Course**

Hilton New Orleans Riverside -  
Grand Ballroom C & D

**Maximizing success in  
endodontic surgery**

**Moderator: Shepard S. Goldstein,  
D.M.D., Framingham,  
Mass.**

**Shimon Friedman, D.M.D., Toronto  
William T. Johnson, D.D.S., M.S.,**

**Iowa City, Iowa  
Robert S. Roda, D.D.S., M.S.,  
Scottsdale, Ariz.**

**David E. Witherspoon, B.D.S., M.S.,  
Dallas**

When nonsurgical root canal treatment has failed, many teeth can be restored to function by the use of various surgical techniques. While there have been many changes in the methods used in endodontic surgery in the past decade, much of this new material stands without scientific evidence to support its choice over older techniques. The dearth of rigorous success/failure studies leaves an information vacuum that causes practitioners to rely on the claims of manufacturers or those who discover and then promote new techniques. Only short-term anecdotal clinical examples and a few animal studies stand as evidence in favor of many of these new techniques and products. The practitioner must rely on comparing these findings with the well-established, evidence-based principles of endodontic surgery to choose which newer methods will most enhance the outcome.

This course will be a review of evidence-based scientific information and new

research related to endodontic surgery. The presentations will focus on principles for maximizing clinical success in this endeavor. At conclusion, each participant should be able to:

- Devise an appropriate treatment plan based upon a thorough diagnosis and outcomes assessment.
- Choose a flap design that will provide the ideal access to the surgical site.
- Know methods of root-end management that will provide predictable success in varying situations.
- Understand how clinical methods of wound closure affect the healing process.
- Approach more complex clinical situations with greater knowledge and thus greater confidence.

**Part I: Diagnosis, treatment  
planning and outcome  
assessment**

**Shimon Friedman, D.M.D.**

Successful management of post-treatment endodontic disease (treatment failure) critically depends on the clinician's ability to address the main etiology—root canal infection. After reviewing the prevalence and etiology of the disease, this part of the course will highlight the outcome of surgical treatment and various influencing factors, with particular reference to recent evidence reflecting state-of-the-art techniques and materials. All of the above form the foundation for case selection, mainly the choice between surgical and nonsurgical management.

<b>CEC Schedule</b>	
7:15 a.m. ....	Continental breakfast, Grand Ballroom A & B
8 a.m. ....	Introduction
8:15 a.m. ....	Part I
10 a.m. ....	Break
10:30 a.m. ....	Part II
12 noon.....	Lunch (included), Grand Ballroom A & B
1:15 p.m. ....	Part III
2:30 p.m. ....	Break
2:45 p.m. ....	Part IV
4 p.m. ....	Panel discussion
4:30 p.m. ....	Adjournment



At conclusion, each participant should be able to:

- Recognize the prevalence and etiology of post-treatment endodontic disease (treatment failure).
- Appreciate the long-term outcome of endodontic surgery, as it relates to various pre-, intra- and post-operative factors, including recent changes in techniques and materials.
- Communicate case selection criteria for surgical management of post-treatment endodontic disease.

## Part II: Surgical access and root-end management

**William T. Johnson, D.D.S., M.S.**

This presentation will review the structure of the oral hard and soft tissues and discuss methods of surgical access when performing endodontic surgery. Using an evidence-based approach, flap design and methods of reflection, preparation of an osseous window and apical curettage will be discussed in relationship to access and postoperative healing. In addition, root-end resection and methods for root-end preparation will be reviewed as they relate to healing and long term success. At conclusion, each participant should be able to:

- Describe the structure of the oral mucosa and osseous architecture and the relationship of the oral tissues to access and visibility during endodontic surgery.
- Compare various flap designs and discuss the advantages and disadvantages of each when applied to root-end surgery.
- Discuss methods of managing the periradicular osseous tissues and maintaining hemostasis during surgery.
- Evaluate methods for root-end preparation to facilitate placement of a root-end filling material and enhance the long term prognosis.

## Part III: Surgical closure and post-operative management

**David E. Witherspoon, B.D.S., M.S.**

Management of the resected root end and wound closure are critical steps of periradicular surgery. Both are essential in establishing conditions favorable for regeneration of the periodontium. A key feature in managing the root end is the placement of a root-end filling. This presentation will explore the biological features and clinical application of modern root-end filling material and the procedures involved in wound closure. At conclusion, each participant should be able to:

- Understand the biological and clinical principles of root-end filling materials.
- Develop a rationale for selecting a particular root-end filling material.
- Understand the biological and clinical principles of wound closure.

## Part IV: Management of complex surgical situations

**Robert S. Roda, D.D.S., M.S.**

After the earlier sections of the course, the attendee will know the fundamentals of evidence-based surgical principles that will then be applied to surgical situations of increased complexity. The many ways to approach the management of these more challenging cases will be discussed from the point of view that creatively applying the fundamentals of endodontology will result in the greatest chance for clinical success. At conclusion, each participant should be able to:

- Recognize some of the indicators of increased complexity in surgical cases.
- Rationalize treatment decisions based on available science.
- Begin to treat more challenging cases in clinical practice.

\*\*\*\*\*

## Welcome Reception and Alliance Silent Auction -

(by ticket only)

Hilton Grand Ballroom

6:30 - 8 p.m.

## Wednesday CEC



Shimon Friedman



William T. Johnson



Robert S. Roda



David E. Witherspoon

**Welcome Reception and 4th Annual Alliance Silent Auction Wednesday 6:30 - 8 p.m.**

Take this opportunity to unwind and mingle with old friends and meet new colleagues. View the auction items and place your bids early. A variety of light hors d'oeuvres will be served.





## Thursday A.M., March 29

### Keynote Address



James L.  
Gutmann

**Badges must be worn at all AAE functions.**

**Shuttle service will be provided between the Hilton and the Convention Center according to the following schedule:**

**Thursday**  
9 a.m. - 5:30 p.m.

**Friday**  
7 a.m. - 7 p.m.

**Saturday**  
7 a.m. - 5:30 p.m.

**Departure and arrival at the side drive of the Hilton's main building and outside Hall E at the Convention Center.**

### Opening Session Breakfast

Hilton - Grand Ballroom  
(by ticket only)

**8 - 10 a.m.**

Keynote address by:  
James L. Gutmann, D.D.S., President,  
American Association of Endodontists

### District Caucuses - Hilton

**10 - 10:45 a.m.**

District I\*\* ..... Magnolia  
CT, DC, ME, MD, MA, PA, PR, RI, VT, VA

District II\*\* ..... Rosedown  
NJ, NY

District III ..... Jasperwood  
FL, GA, NC, SC, Public Health, Air Force,  
Army, Navy, Veterans Administration

District IV ..... Oak Alley  
IL, IN, KY, MI, OH, TN, WV, WI

District V\*\* ..... Elmwood  
AL, AZ, AR, CO, IA, KS, LA, MN, MO,  
MS, MT, NE, NM, OK, TX, UT

District VI\*\* ..... Belle Chasse  
AK, CA, HI, OR, WA

\*\*These districts will nominate their  
candidates to the Board of Directors for a  
three-year term beginning April 2002.

### Affiliate Leadership Conference

Hilton - Melrose

**10:45 a.m. - 12 noon**

**The following activities will be held at the Ernest N. Morial Convention Center unless otherwise noted.**

### Exhibits

Exhibit Hall E

**10 a.m. to 5 p.m.**

### Morning Sessions

#### Oral Research Presentations I

Room 346

Moderator: Marc E. Levitan, D.D.S.,  
Memphis, Tenn.

#### Graduate Student Section

**11 a.m.**

*Evaluation of lesions of endodontic  
origin in coronary artery disease*

Richard L. Rubin, D.D.S., M.S. (presenter)  
M.S. Levine, R.G. Dunford, W.D. McCall,  
J.B. Schlosser & R.J. Genco, State  
University of New York at Buffalo

**11:15 a.m.**

*Incidence of painless pulpitis*

Philip L. Michaelson, D.M.D. (presenter)  
K. Sleeper & G.R. Holland, University of  
Michigan

**11:30 a.m.**

*TNF is a critical mediator in surgical  
healing*

Thomas J. Gillen, D.M.D. (presenter)  
N. Nooh, S. Patel, D. Funk, H. Schilder &  
D.T. Graves, Boston University

**11:45 a.m.**

*Human periodontal ligament cell  
viability in milk and milk substitutes*

Robert M. Pearson, D.M.D. (presenter)  
L.A. West, F.R. Liewehr, W.R. Patton,  
T.B. Buxton, R.R. Runner, J.C.  
McPherson & C. Henemyre, U.S. Army  
Dental Activity, Ft. Gordon

**12 noon**

*Human dental pulp cells respond to  
changes in extracellular calcium*

Cagatay Erakin, D.D.S. (presenter)  
S. Lin, L. Guo, R. Davidson & P.  
Rosenberg, New York University



## Session 100

Room 355

Moderator: A. Eddy Skidmore, D.D.S.,  
Morgantown, W. Va.

11 a.m. - 12:15 p.m.

### Advanced endodontics: Conventional tips, retreatment and complications

David B. Rosenberg, D.D.S.,  
Vero Beach, Fla.

This presentation will discuss principles and techniques that facilitate consistently favorable endodontic treatment outcomes. At conclusion, each participant should be able to:

- Describe the principles involved in examining and treating patients with previously unsuccessful endodontic procedures.
- Describe procedures that avoid iatrogenic complications and techniques that can be used to recover from them.
- Understand how to attain maximum apical control to facilitate 3-D obturation.

## Session 101

Room 343

Moderator: Eric M. Rivera, D.D.S.,  
M.S., Iowa City, Iowa

11 a.m. - 12:15 p.m.

### Restoration of the endodontically treated tooth

William P. Saunders, B.D.S., Ph.D.,  
Park Place, Scotland

Each participant should be able to describe the principles and practice involved in the restoration of the root-filled tooth. Increased understanding is expected of the importance of the final coronal restoration for the prognosis of the root canal treatment and how new techniques may allow a more predictable long term prognosis. At conclusion, each participant should be able to:

- Describe the mechanical and chemical changes that may take place in the tooth after root canal treatment.

- Describe the procedures to prevent long-term failure of root canal treatment.
- Describe the clinical procedures for the restoration of root-filled posterior and anterior teeth.

## General Interest 1

Room 345

Moderator: Irving Fried, D.D.S.,  
M.A., New York

11 a.m. - 12:15 p.m.

### Eating and exercise habits for the professional

Jane Brody, Brooklyn, N.Y.

Learn from the science writer at *The New York Times* how and why to fit healthful eating and regular fitness activity into your busy life. At conclusion, each participant should be able to:

- Make dietary improvements that foster good health.
- Adopt a reasonable exercise program.
- Know how to manage stress safely and sensibly.

## Session 100



David B.  
Rosenberg

## Session 101



William P.  
Saunders

## General Interest 1



Jane Brody

President's Dinner Dance

## Mardi Gras Evening of Elegance



Many surprises are in store when you step into the middle of Mardi Gras at this elegant dinner dance. After the reception, follow the parade into a scrumptious meal and other special events. After dinner, dance the night away to the sounds of Jimmy Maxwell and his Orchestra, a staple of the New Orleans music scene for 20 years.

A cash bar will be available during the reception and dinner.



Thursday P.M., March 29

Louis I. Grossman  
Memorial Luncheon



Harold C.  
Slavkin

Afternoon Sessions

**Louis I. Grossman Memorial Luncheon - (by ticket only)**

*Sponsored by the College of Diplomates, the Louis I. Grossman Memorial Luncheon honors endodontists who have earned certification from the American Board of Endodontics during the previous calendar year.*

**La Nouvelle Ballroom**

**Moderator:** Leif K. Bakland, D.D.S., Loma Linda, Calif.

**Keynote:** Harold C. Slavkin, D.D.S., Dean of the University of Southern California School of Dentistry and former director of the NIDCR

**Human genome, oral infection/ systemic diseases and the future of clinical dentistry**

**12:30 - 1:45 p.m.**

Change is in the air. On June 26, 2000, a press conference at the White House announced the completion of identifying the three billion bases (A, adenosine; T, thymidine; C, cytosine; and G, guanosine) that assemble into the 100,000 structural and regulatory genes that represent the genetic lexicon of life. In tandem, complete annotations and precise mapping of these 100,000 genes on 23 pairs of chromosomes is almost finished. Nearly sixty different microbial genomes are being completed.

And we are discovering significant linkages between oral infection and systemic diseases and disorders— premature births, cardiovascular diseases, pulmonary diseases, and even the role of repetitive microbial infections and malignancy. In tandem, biomimetics and nanotechnology are creating innovations in tissue engineering and biomaterials. These biotechnology milestones are rapidly changing the face of dentistry.

**American Board of Endodontics**

Room 341

**Moderator:** Marshall D. Peikoff, D.M.D., M.S.D., Winnipeg, Canada

**The Board Walk: Becoming a Diplomate**

**2 - 5 p.m.**

**Paul J. Ashkenaz, D.D.S., M.S., Chicago**

**Charles J. Cunningham, D.D.S., Gainesville, Fla.**

**Paul D. Eleazer, D.D.S., Louisville, Ky.**

**Gerald N. Glickman, D.D.S., M.S., Houston**

**Gary R. Hartwell, D.D.S., M.S., Richmond, Va.**

**Billie G. Jeansonne, D.D.S., Ph.D., New Orleans**

**Marshall D. Peikoff, D.M.D., M.S.D., Winnipeg, Canada**

**H. Robert Steiman, D.D.S., Detroit**  
**Martin Trope, B.D.S., D.M.D., Chapel Hill, N.C.**

The Directors of the American Board of Endodontics will discuss the process required for Board certification. Changes in the sequencing of the examination will be outlined. Each phase of the examination process (written examination, case history portfolio and oral examination) will be discussed and suggestions provided for preparation and successful completion of each portion of the certification process. The program is designed to provide interested individuals the opportunity to interact with the Directors and to clarify concerns regarding the certification process.

T  
H  
U  
R  
S  
D  
A  
Y

Beverage service will be available in the exhibit hall during the following times:

**Thursday**

10:30 a.m. & 2:30 p.m.

**Friday**

10:30 a.m. & 2:30 p.m.

**Saturday**

10:30 a.m.





**Oral Research  
Presentations II**

Room 346

Moderator: **Karl Keiser, D.D.S.,  
San Antonio, Texas**

**Graduate Student Section**

**2 p.m.**

*Analysis of continuous-wave obturation using single cone and hybrid technique*

Garrett M. Guess, D.D.S. (presenter)  
K.R. Edwards, M.L. Yang, K. Martin, C. Mitrut, M.K. Iqbal & S. Kim, University of Pennsylvania

**2:15 p.m.**

*Determining the optimal obturation length through a meta-analysis of literature*

Michelle A. Schaeffer, D.D.S. (presenter)  
G.A. Colditz, Harvard School of Dental Medicine

**2:30 p.m.**

*Comparative analysis of MGP and standard gutta-percha using a bacterial leakage model*

\*Tod T. Bruchmiller, D.D.S., M.S. (presenter)  
G.N. Glickman & J. Suchina, University of Texas, Dental Branch, Houston

**2:45 p.m.**

*Ultrasonic condensation of gutta-percha: An in vitro quantitative study*

Alexander K. Deitch, D.D.S. (presenter)  
L.A. West, F.R. Liewehr & W.R. Patton, U.S. Army Dental Activity, Ft. Gordon

**3 p.m.**

*Microscopic evaluation of nickel titanium rotary flute distortion after simulated clinical usage*

Damon Westwood, D.D.S. (presenter)  
G.R. Holland, University of Michigan

**3:15 p.m.**

*Comparison of apical transportation in four Ni-Ti rotary instrumentation techniques*

Brian Suh, D.M.D. (presenter)  
K.R. Edwards, J. Kang, F. Maggiore, S. Singh & M.K. Iqbal, University of Pennsylvania

**3:30 p.m.**

*Comparative study of rates of separation for .04 taper nickel-titanium rotary files utilizing two different instrumentation techniques*

David D. Roland, D.D.S. (presenter)  
W.E. Andelin, D.F. Browning, G.R. Hsu & M. Torabinejad, Loma Linda University

**3:45 p.m.**

*Effect of various intracanal oxidizing agents on the push-out strength of mineral trioxide aggregate, intermediate repair material, and Super-EBA cement used as perforation repair materials*

Emine C. Loxley, D.M.D. (presenter)  
L.A. West, F.R. Liewehr, W.R. Patton, T.B. Buxton & J.C. McPherson, U.S. Army Dental Activity, Ft. Gordon

**4 p.m.**

*Sealing ability of mineral trioxide aggregate and Super-EBA when used as furcation repair materials: A longitudinal study*

Jerry K. Weldon, Jr., D.M.D. (presenter)  
R.J. Loushine, R.N. Weller, W.F. Kimbrough & D.H. Pashley, Medical College of Georgia

**4:15 p.m.**

*Sealing ability and retention characteristics of mineral trioxide aggregate in a model of apexification*

Darlene R. Hachmeister, D.M.D. (presenter)  
W.G. Schindler, W.A. Walker III & D. Thomas, Wilford Hall USAF Medical Center & University of Texas Dental School, San Antonio

Participants may not audio or video tape any presentation without the permission of the speaker.

T  
H  
U  
R  
S  
D  
A  
Y

**Dinner Dance  
Voucher  
Exchange**

Dinner dance vouchers must be exchanged by 5 p.m. Thursday at the Dinner Dance desk located in the AAE registration area.

\*Speaker serves as a consultant and/or has a commercial interest in subject matter.

Session 102



Harold Crossley

**AAE Information Center**

Visit the AAE Information Center in Exhibit Hall E of the Convention Center for the latest information on:

- AAE Web site
- New Products
- Colleagues for Excellence*
- 59th Annual Session in Chicago
- AAE Foundation



**Smoking is not permitted at AAE functions or exhibits.**



**Thursday P.M., March 29**

**Oral Research Presentations III**

Room 347

Moderator: **B. Ellen Byrne, D.D.S., Ph.D., Richmond, Va.**

**Endodontist Section**

**2 p.m.**

*Retrospective study on success and failure in endodontic microsurgery*  
Leslie C. H. Ang, B.D.S., M.S. (presenter)  
National Dental Center, Singapore

**2:15 p.m.**

*Five to seven year follow-up of cases considered healed within one year after apical microsurgery*  
Richard A. Rubinstein, D.D.S. (presenter)  
S. Kim, University of Pennsylvania

**2:30 p.m.**

*18-month clinical trial of endodontic surgical retrofilling materials*  
Shane N. White, B.D.Sc., M.A., M.S., Ph.D. (presenter)  
J. Burstein, B. Ko & D. Glick, University of California, Los Angeles

**2:45 p.m.**

*Papilla healing following sulcular full thickness flap in endodontic surgery*  
Ursula I. Zimmermann, D.M.D. (presenter)  
J.P. Ebner & P. Velvart, University of Basel & University of Geneva, Switzerland

**3 p.m.**

*Success of apexification and apexogenesis in permanent teeth with immature apices*  
Stephen J. Clark, D.M.D. (presenter)  
D. Wilson, E. Walden & P. Eleazer, University of Louisville

**3:15 p.m.**

*Antibiotic susceptibility of bacteria associated with endodontic abscesses*  
J. Craig Baumgartner, D.D.S., M.S., Ph.D. (presenter)  
T. Xia, Oregon Health Sciences University

**3:30 p.m.**

*Using an interactive Internet Web site to assess dental trauma in college athletes*  
Asgeir Sigurdsson, D.D.S., M.S. (presenter)  
C. LaBella, University of North Carolina

**3:45 p.m.**

*Access to lateral canals: Does technique matter?*  
Walter R. Bowles, D.D.S., M.S. (presenter)  
T. Sundharagiati & A.M. Lepinski, University of Minnesota

**4 p.m.**

*Effects of periradicular lesions on osseointegration of dental implants*  
Shahrokh Shabahang, D.D.S., M.S. (presenter)  
K. Bohsali, N. Kaplanis & M. Torabinejad, Loma Linda University

**4:15 p.m.**

*Effects of NaOC1 and RC-Prep on bond strengths of resin cements*  
Mitzi D. Morris, D.M.D. (presenter)  
K.W. Lee, K.A. Agee, S. Bouillaguet & D.H. Pashley, Medical College of Georgia

**Session 102**

Room 356

Moderator: **William T. Johnson, D.D.S., M.S., Iowa City, Iowa**

**2 - 4 p.m.**

**The top 20 drugs**

**Harold Crossley, D.D.S., Ph.D., Baltimore**

Endodontists should be able to name the top twenty most-prescribed drugs that their patients will be taking. Participants will learn to recognize interactions that may occur with dental drugs and those the patient may be taking. At conclusion, each participant should be able to:

- Describe the indications and contraindications for drugs that a patient may be taking from their physician.



- Indicate the first-line drugs to treat endodontic pain and infection.
- Describe the dental manifestations of drugs taken by the patient that have been prescribed by their physician.

## Session 103

Room 349

**Moderator:** Neill H. Luebke, D.D.S., M.S., Brookfield, Wis.

2 - 4 p.m.

### Sudden cardiac arrest and automatic external defibrillators

**Roger E. Alexander, D.D.S., Dallas**

Each participant will understand the importance of Automated External Defibrillators (AEDs) and the crucial role they can play in the outcomes of sudden cardiac arrest emergencies in dental offices. The limitations of CPR and drugs alone, and the potential future medicolegal implications of these devices in emergency preparedness in health care settings, also will be discussed. Examples of several AEDs will be available to the audience for viewing during the session. At conclusion, each participant should be able to:

- Describe the limitations of CPR and drug use alone in the office emergency response to a sudden cardiac arrest.
- Describe the differences between biphasic and monophasic defibrillators and understand the controversies and limitations that currently exist that impact in-office decisions to procure such units, now or in the future.
- Describe how an AED would be utilized in a dental office emergency.

## Session 104

Room 352

**Moderator:** Eva C. Dahl, D.D.S., M.S., Onalaska, Wis.

2 - 4 p.m.

### Periodontal procedures for the endodontist: Why and how

**Paul E. Lovdahl, D.D.S., M.S.D., Bellingham, Wash.**

Each participant should be able to apply the objectives of periodontal surgery to surgical problems encountered in routine endodontic practice. At conclusion, each participant should be able to:

- Incorporate crown lengthening surgical procedures into routine endodontic practice.
- Apply crown lengthening concepts to the surgical therapies of endodontic practice.
- Repair lesions in the marginal periodontium such as perforations and external resorption.

## Session 105

Room 355

**Moderator:** James L. Gutmann, D.D.S., Dallas

2 - 3:15 p.m.

### Controversies and challenges in the management of luxated teeth

**Jens O. Andreasen, D.D.S., Birkerød, Denmark**

Based on recent clinical and experimental trauma studies, the treatment needs (repositioning, splinting and the use of antibiotics) are presented for various types of luxation injuries. Healing complications such as pulp necrosis and various types of root resorption will be illustrated as they appear in the follow-up period. At conclusion, each participant should be able to:

- Diagnose various types of luxation injuries.
- Choose treatment procedures that will assist pulp and periodontal healing.
- Diagnose subsequent healing complications.

## Session 103



Roger E. Alexander

## Session 104



Paul E. Lovdahl

## Session 105



Jens O. Andreasen

### Session Recordings

Many of the sessions will be recorded. Stop by the Sound of Knowledge desk in the Ernest N. Morial Convention Center to purchase audio tapes or CD-ROMs.

Session 106



Stephen Cohen



Paul A. Rosenberg

General Interest 2



W. Paul Radman



Gary Wiser

The statements and opinions expressed in these course synopses are solely those of the individual speakers. Their statements and opinions do not reflect any opinion or endorsement by the AAE.



Thursday P.M., March 29

Session 106

Room 345

Moderator: Irving Fried, D.D.S.,  
M.A., New York

2 - 4 p.m.

Future strategies in

endodontics:

Complex diagnosis

Stephen Cohen, D.D.S.,  
San Francisco

Participants will learn to distinguish odontogenic from nonodontogenic symptoms; to recognize the signs and symptoms of atypical facial pain; to recognize early signs and symptoms of nonodontogenic neurologic disease that manifest orally; and to recognize the signs and symptoms of incomplete root fracture. At conclusion, participants should be able to:

- Describe the protocol for identifying atypical facial pain.
- Describe the signs and symptoms of nonodontogenic neurologic disease with oral manifestations.
- Describe the clinical procedures for identifying incomplete vertical root fractures.

Future strategies in  
endodontics: Pain control

Paul A. Rosenberg, D.D.S.,  
New York

The biological and emotional factors affecting patient perception of post-operative endodontic pain will be reviewed. A combination of preoperative analgesics, long-lasting local anesthetic agents and occlusal reduction, in select cases, usually results in a dramatic decrease in endodontic post-operative pain. The research that has been important in developing this highly effective pain preventive strategy will be considered. Also to be discussed will be recent clinical research bearing on

single-visit endodontic procedures. At conclusion, each participant should be able to:

- Integrate specific pharmacologic and clinical strategies to prevent and/or treat pain.
- Identify cases in which a combination of nonsteroidal drugs, long lasting anesthetic agents and occlusal adjustment can be effectively used to prevent pain.
- Implement therapeutic strategies based on recent research including single-visit endodontics.

General Interest 2

Room 343

Moderator: Jimmy B. Sheats, D.D.S.,  
Nashville

2 - 4 p.m.

Partnerships, associates, etc.

\*W. Paul Radman, D.D.S., Dallas  
Gary Wiser, D.M.D., M.S., M.B.A.,  
Perrineville, N.J.

This presentation will describe the important steps for the successful transfer of an endodontic practice to an associate, a partner or an unrelated purchaser. Methods to bring an associate into a practice and elevate an associate to partnership status will be discussed. Attendees will better understand the variety of practice modalities available, the value of an established endodontic practice and the business implications of these options. At conclusion, each participant should be able to:

- Understand the steps required for a successful practice sale.
- Describe how to bring an associate into your practice or elevate an associate to a partner.
- Make an intelligent decision as to when an associate is needed in a practice.
- Understand the difference between a proprietorship, partnership or corporation, etc. and the advantages of each.
- Understand and evaluate a practice appraisal.



## Staff Session 1 - Hilton

Grand Salon A

Moderator: **Marc P. Gimbel, D.M.D.,**  
Montville, N.J.

**2 - 4 p.m.**

### Treating the dental patient with medical problems: A team approach

**Barbara J. Steinberg, D.D.S.,**  
Philadelphia

Each member of the dental team will gain a better knowledge of treating the dental patient with medical problems including infectious diseases and those requiring antibiotic prophylaxis for cardiac conditions, total joint replacement and other medical conditions. At conclusion, each participant should be able to:

- Describe the latest information on infectious diseases (*i.e.*, AIDS and hepatitis).
- Identify current indications and regimens for antibiotic prophylaxis as recommended by the American Heart Association.
- Understand current philosophy on antibiotic prophylaxis for total joint replacement as recommended by the Academy of Orthopaedic Surgeons.

*Stay after this session for networking and light refreshments.*

## LAS 101 (Limited Attendance Session)

Room 339

**2 - 3 p.m.**

### The art and science of intraosseous anesthesia

**Al Reader, D.D.S., M.S.,**  
Columbus, Ohio

Each participant should be able to determine why anesthesia fails so often in the mandible and be able to describe the procedures, using leading-edge intraosseous technologies, to ensure profound pulpal anesthesia for the endodontic patient. At conclusion, each participant should be able to:

- Describe the factors involved in anesthetic failure in the mandible.
- Identify and describe intraosseous systems.
- Describe the appropriate procedures, using intraosseous technologies, for ensuring profound anesthesia for patients presenting with irreversible pulpitis.

## LAS 102 (Limited Attendance Session)

Room 339

**3:15 - 4:15 p.m.**

### Bone. The tooth's crypt: A structural perspective for the endodontist

**\*Jill Peterson, D.D.S., M.P.H., Dallas**

A basic review of anatomy, histology, and function is presented with clinical correlations. The alveolar bone's role as the structural support system to the tooth will be discussed and its role as a material in symbiotic contact with the tooth will be considered a cohesive functioning unit with the tooth. Radiographic interpretation and healing of bone will be presented as examples of clinical correlations. At conclusion, each participant should be able to:

- Describe basic alveolar bone anatomy, histology and function.
- Describe the concept of bone as a structural entity that is critical to the health of the tooth.
- Discuss the importance of saving teeth and the interrelationship of edentulation and the devastating effects of alveolar bone loss.

## Staff Session 1



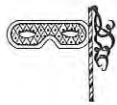
Barbara J.  
Steinberg

**Staff sessions  
will be held at the  
Hilton  
New Orleans  
Riverside.**


**Limited  
Attendance  
Sessions  
Seating is limited.  
NO standing  
permitted.**

*\*Speaker serves as a consultant and/or has a commercial interest in subject matter.*





## Friday A.M., March 30



Need a break?

Complimentary beverages will be provided in the exhibit hall at the following times:

Thursday

10:30 a.m. & 2:30 p.m.

Friday

10:30 a.m. & 2:30 p.m.

Saturday

10:30 a.m.

F  
R  
I  
D  
A  
Y

All staff sessions, evening functions and committee meetings will be held at the Hilton New Orleans Riverside.

\*Speaker serves as a consultant and/or has a commercial interest in subject matter.

### Friday Programs

#### Continental Breakfast

Exhibit Hall E (by ticket only)

8 - 9 a.m.

#### Exhibits

Exhibit Hall E

8 a.m. - 5 p.m.

### Morning Sessions

#### Poster Research Presentations

Exhibit Hall E

#### Endodontist Section

9 - 11:45 a.m.

##### PR 1

*Physical properties analysis of two different posts cemented with Lanthanide reinforced composite cement*  
Sara E. Arias, D.D.S., & Ricardo Caicedo, D.D.S., Bogota, Columbia

##### PR 2

*Calcium ion diffusion of four calcium hydroxide based materials*  
Patricia G. Avellaneda, D.D.S., Bogota, Columbia

##### PR 3

*Comparison of two instrumentation techniques in removing radiolabeled bacteria from root canals*  
\*Frederic Barnett, D.M.D., Philadelphia

##### PR 4

*Comparison of the etch and prime effect on sealing efficiency of a dual-cure composite cement vs. an epoxy resin sealer*  
Mr. Robert E. Borer, Gainesville, Fla.

##### PR 5

*Microleakage in polyacid modified composite resin (Geristore), amalgam and MTA*  
Wahid M. Elbahr, D.D.S., & James Wallace, D.D.S., M.D.S., Pittsburgh

##### PR 6

*In vitro antibacterial activity of chlorhexidine gel and calcium hydroxide separately and combined in infected bovine root dentine*  
Brenda P.F.A. Gomes, B.D.S., M.Sc., Ph.D., & Francisco Souza-Filho, São Paulo, Brazil

##### PR 7

*Cytotoxicity evaluation of sealers using subcutaneous implants and resin methods*  
Joao Eduardo Gomes-Filho, D.D.S., M.Sc., & Fabricio Teixeira, M.S., D.D.S., São Paulo, Brazil

##### PR 8

*Effects of sonic and ultrasonic retrograde cavity preparation on root apices: An SEM analysis*  
Eudes Gondim, Jr., D.D.S., M.Sc., São Paulo, Brazil

##### PR 9

*Effects of calcium hydroxide on physical and sealing properties of sealers*  
Noriyasu Hosoya, D.M.D., Ph.D., Yokohama, Japan

##### PR 10

*Antimicrobial effects of gutta-percha on oral plaque*  
George T.J. Huang, D.D.S., M.S.D., D.Sc., Los Angeles

##### PR 11

*Success evaluation of 2,000 endodontically treated teeth*  
Noboru Imura, D.D.S., M.Sc., São Paulo, Brazil

##### PR 12

*SEM study on the adhesion of Prevotella nigrescens to the dentin of prepared root canal*  
Yong-Beom Kim, D.D.S. & Kwang-Shik Bae, D.D.S., Ph.D., Seoul, Korea

##### PR 13

*Cost-benefit comparison between single tooth implant and endodontics*  
Julian R.D. Moiseiwitsch, B.D.S., Ph.D., Chapel Hill, N.C.



## PR 14

*Clinical radiographic and histological behavior of an enamel matrix derivative in the management of osseous defects in periradicular surgery*  
Alejandra Montalvo, D.D.S.,  
Bogota, Columbia

## PR 15

*Calcium sulfate facilitates bone mineralization following apicoectomy*  
Yuko Murashima, D.D.S., Tokyo

## PR 16

*Survey on single-visit endodontics*  
Hiroshi Nakamura, D.D.S., Ph.D.,  
Nagoya, Japan

## PR 17

*Undergraduate learning of sealing techniques: Thermafil® vs. lateral condensation*  
Dino Re, M.D., D.D.S., Milan, Italy

## PR 18

*Survey of endodontic treatment in Japan*  
Gosei Yoshikawa, D.D.S., Tokyo

## Table Clinics

Exhibit Hall E

## Endodontist Section

9 - 11:45 a.m.

### TC 1

*Methods for measuring endodontic proteins: Summary of two common techniques*  
Lynne A. Baldassari-Cruz, D.D.S.  
Iowa City, Iowa

### TC 2

*Clinical and radiographic healing of large cyst-like periapical lesions*  
Paolo Borelli, D.D.S., & Pasquale Alibrandi, D.D.S.  
Rome, Italy

### TC 3

*Storage, management and evaluation possibilities of endodontic treatment information in the dental office*  
\*Benjamin M. Briseño, D.D.S.  
Mainz, Germany

### TC 4

*Short-term evaluation of intentional replantation of vertically fractured roots reconstructed with dentin-bonded resin*  
Mikako Hayashi, D.D.S., Ph.D.  
Osaka, Japan

### TC 5

*Transillumination during endodontic surgery*  
James L. Jostes, D.D.S., M.S.  
Iowa City, Iowa

## Oral Research Presentations IV

Room 346

**Moderator: Kenneth M. Hargreaves, D.D.S., Ph.D., San Antonio, Texas**

## Graduate Student Section

9 a.m.

*Number of bacterial species identified in periradicular lesions is technique dependent*  
Susan Chan, D.D.S. (presenter)  
M. Warbington, S. Dibart & Z. Skobe,  
Harvard School of Dental Medicine & Boston University

9:15 a.m.

*Isolation and identification of Prevotella tanneriae from endodontic infections*  
Tian Xia, D.M.D. (presenter)  
J. C. Baumgartner & L.L. David, Oregon Health Sciences University

9:30 a.m.

*Treponema denticola induces irreversible G<sub>1</sub> arrest of the cell cycle in activated human T-cells*  
WooCheol Lee, D.D.S. (presenter)  
B.J. Shenker, University of Pennsylvania

## Foundation Friday Auction

Going Once...Going Twice...**Sold!!**

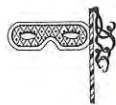
In the market for a microscope, endodontic software or surgical instruments? Thank goodness for the Foundation Friday Auction. Don't miss this chance to bid on quality products at a special price. Join auctioneer Denis E. Simon III for munchies, music and bargains. Proceeds benefit the AAE Foundation.

### Friday

Ernest N. Morial Convention Center  
Room 352

Cocktails and snacks ..... 4:30 p.m.  
Bidding ..... 5:15 p.m.

The AAE Foundation wishes to thank these companies for their generosity: **CK Dental Specialties, Carl Zeiss, Inc., Discus Dental Software, JEDMED Instrument Company, Schick Technologies and Tulsa Dental Products.**



## Friday A.M., March 30

### Staff Sessions to be held at the Hilton New Orleans Riverside:

#### Staff Session 1

Treating the dental patient with medical problems: A team approach

Thursday

Grand Salon A

2-4 p.m.

#### Staff Session 2

The excitement of clinical assisting in endodontics

Friday

Grand Salon A

9-11 a.m.

#### Staff Session 3

Front office problem solving

Friday

Grand Salon B

9-11 a.m.

#### Staff Session 4

Teamwork, teamplay and teambuilding

Friday

Grand Salon A

2-4 p.m.

#### Staff Session 5

Make dental insurance an asset in your practice: A guide to using the CDT-3 codes

Saturday

Grand Salon A

9:30-11:30 a.m.

#### Oral Research Presentations

##### 9:45 a.m.

*In vitro antimicrobial activity of various medicament preparations on*

*E. faecalis in root canal dentin*

Richard Lynne, D.D.S. (presenter)

L.A. West, F.R. Liewehr, W.R. Patton,

T.B. Buxton, J.C. McPherson & P.D.

Brewer, U.S. Army Dental Activity, Ft.

Gordon

##### 10 a.m.

*Molecular mechanism of TNF inhibition of periapical bone formation*

Hongjiao Ouyang, D.D.S., Ph.D. (presenter)

S.Q. Chen, M.J. Somerman & C.Y. Wang,

University of Michigan

##### 10:15 a.m.

*Immunoregulatory role for Vδ2<sup>+</sup>γδT cells in periradicular lesions*

Dana A. Lombardo, D.D.S. (presenter)

R. Hayashi, B. Licari, Y. Liu, M.

Bahadori, L.Tahari, P.A. Rosenberg &

J.A. McCutcheon, New York University

##### 10:30 a.m.

*NGF and CGRP immunoreactivity following contralateral injury in the Zucker diabetic rat*

Faisal A. Amir, B.D.S. (presenter)

B. Hutchins, D.E. Witherspoon & J.L.

Gutmann, Baylor College of Dentistry

##### 10:45 a.m.

*Cytotoxicity and hemolysis of a novel zeolite-containing sealer in vitro*

David Thom, D.M.D. (presenter)

S. Friedman, J.E. Davies, J.P. Santerre &

G. Kulkarni, University of Toronto

##### 11 a.m.

*Pain reduction in symptomatic, necrotic teeth using an oral dose regimen of methylprednisolone*

David E. Claffey, IV, D.D.S., M.S. (presenter)

A. Reader, M. Beck & J. Weaver, Ohio

State University

##### 11:15 a.m.

*Chemotherapeutic inhibition of root resorption in replanted traumatically avulsed teeth*

\*Edwin C. Bryson, D.D.S. (presenter)

L. Levin & M. Trope, University of North

Carolina

##### 11:30 a.m.

*Three-dimensional quantitation of periradicular bone destruction by micro-computed tomography*

Khalid A. Balto, B.D.S. (presenter)

D. Von Stechow, P. Stashenko & R.

Muller, Harvard School of Dental

Medicine

##### 11:45 a.m.

*Pattern and penetration of a novel label for injured and uninjured vital tooth pulp tissues*

Kristine J. Yoon, D.D.S. (presenter)

M.R. Byers, University of Washington

### Oral Research Presentations V

Room 347

Moderator: Darrell W. Zenk, D.D.S., M.S.D., Inver Grove Heights, Minn.

### Endodontist Section

#### 9 a.m.

*Comparison of CCD and CMOS digital images for detection of chemically created periradicular lesions*

Sigrid S. Parry, D.D.S., M.S. (presenter)

S. Makins, D. Johnson & J. Hoover,

University of Texas, Dental Branch,

Houston

#### 9:15 a.m.

*Computer tomography: An important diagnostic and surgical planning tool for endodontic apical surgery*

Hanjo Hecker, D.M.D. (presenter)

G. Tilinger & P. Velvart, University of

Basel, Switzerland

## Friday A.M., March 30



### 9:30 a.m.

*Effect of scenario and experience on interpretation of mach bands*

Christen J. Nielsen, D.M.D., M.S.  
(presenter)  
Southern Illinois University

### 9:45 a.m.

*Factors affecting penetration of irrigation solutions into root canals*

Senia Keila, D.M.D. (presenter)  
O. Zaharia & A.Y. Kaufman, Tel Aviv University

### 10 a.m.

*Canal transportation using four preparation techniques evaluated by micro-computed tomography*

Kathrin A. Schöenenberger, D.D.S. (presenter)  
A. Laib & O. Peters, Institute for Biomedical Engineering, & Zurich Dental School, Switzerland

### 10:15 a.m.

*Dynamic torque measurements during root canal instrumentation with ProFile .04 Ni-Ti rotaries*

Ove A. Peters, D.D.S. (presenter)  
C. Peters & F. Barbakow, University of Zurich

### 10:30 a.m.

*Biocompatibility of regular and different intracanal gutta-percha points and mineral trioxide aggregate: An in vitro study*

Brita Willershausen, D.D.S. (presenter)  
B. Briseño, Johannes Gutenberg University, Germany

### 10:45 a.m.

*Coronal leakage of permanent access restorations in endodontically treated anterior teeth*

Shue-Fen Yang, D.D.S., M.S. (presenter)  
C.L. Tsai & S.F. Pai, Veterans General Hospital & National Yang-Ming University, Taiwan

### 11 a.m.

*Low vacuum SEM study of the marginal adaptation of root-end fillings*

Guy Shipper, B.D.S. (presenter)  
A.J. Botha, E.S. Grossman & P.E. Cleaton-Jones  
U Wits Dental Research Institute & University of Pretoria, South Africa

### 11:15 a.m.

*Super-EBA and MTA root-end fillings after stressing in a computer-controlled masticator*

Christine I. Peters, D.D.S. (presenter)  
O. Peters, Zurich Dental School, Switzerland

### 11:30 a.m.

*Apical microleakage of two root canal filling techniques using warm gutta-percha*

Etienne Medioni, D.D.S., D.S.O., C.E.S. (presenter)  
C. Ricci, S. Farhang & P. Warembourg, Dental University of Nice, France

## Session 200

Room 356

Moderator: James F. Wolcott, D.D.S.,  
Colorado Springs, Colo.

### 9 - 11:45 a.m.

## Additive techniques for management of canal obstructions, perforations and severe coronal-radicular breakdown

\*C. John Munce, D.D.S.,  
Santa Barbara, Calif.

Strategic structural addition within coronal aspects or deep within roots facilitates management of endodontic complexities. Photographs, radiographs, graphic illustrations and clinical mini-video clips demonstrate procedures discussed. These include deep internal relines wherein perforations and debilitated canals are rebuilt *prior* to endodontic therapy and point-specific file stiffening which provides flexural and torsional support to small-gauge files,

## Session 200



C. John  
Munce

### In Exhibit Hall E of the Convention Center:

Stop by the Poster Research Presentations and Table Clinics while you are in the exhibit hall. The presentation schedule follows:

### Poster Research Presentations 1 - 18 Endodontist Section Friday

9 - 11:45 a.m.

### Poster Research Presentations 19 - 44 Graduate Student Section Saturday

9 - 11:45 a.m.

### Table Clinics 1 - 5 Endodontist Section Friday

9 - 11:45 a.m.

### Table Clinics 6 - 33 Graduate Student Section Saturday

9 - 11:45 a.m.

\*Speaker serves as a consultant and/or has a commercial interest in subject matter.



## Friday A.M., March 30

### Session 201



Robert S.  
Roda



David E.  
Witherspoon

### General Interest 3



Paul M.  
Vanek

### General Interest 4a



Eric A. Diton



Mark  
Kravietz

**Participants may not audio or video tape any presentation without the permission of the speaker.**

*\*Speaker serves as a consultant and/or has a commercial interest in subject matter.*

allowing them to be driven past obstructions deep within the root and beyond curvatures where other methods fail. At conclusion, each participant should be able to:

- Understand the clinical steps, instruments and materials involved in obstruction bypass via file stiffening procedures.
- Understand the clinical steps, instruments and materials involved in repair of debilitated canal walls and perforations via layered internal reline.
- Understand the clinical steps, instruments and materials involved in severe coronal-radicular breakdown management via additive techniques.

### Session 201

Room 355

Moderator: **Cindy R. Rauschenberger, D.D.S., M.S., Elgin, Ill.**

**9 - 11:45 a.m.**

#### **Endodontic surgery: Clinical and biologic aspects**

**Robert S. Roda, D.D.S., M.S., Scottsdale, Ariz.**

**David E. Witherspoon, B.D.S., M.S., Dallas**

Clinical procedures used during surgical treatment will be explored. The effect of various treatment scenarios on eventual outcomes will be investigated. This presentation will relate the molecular biological aspects of wound healing to clinical events encountered during the surgical procedure. Areas of the surgical procedure that will be specifically addressed include the rationale for electing surgical root canal treatment; aesthetic aspects of surgery; mineral trioxide aggregate as a root-filling material; the role of bonding agents in surgery; working with implants in the surgical field; the option for grafting materials; and the reasons for case

failure. At conclusion, each participant should be able to:

- Develop a rationale for electing surgical root canal treatment.
- Understand the biological and clinical considerations of complex surgical root canal treatment.
- Develop a rationale for the choice of materials and techniques in challenging endodontic surgical cases.

### General Interest 3

Room 242

Moderator: **Gayle B. Elbaum, D.D.S., Ocean, N.J.**

**9 - 10:15 a.m.**

#### **The art of collectible investing**

**\*Paul M. Vanek, D.D.S., M.S., Hendersonville, N.C.**

This presentation will explain the complexity of the art market and why art can be an important investment. At conclusion, each participant should be able to:

- Understand the roles of personnel in this field.
- Understand art or other collectibles as investments.

### General Interest 4a

Room 341

Moderator: **Fredric Goodman, D.D.S., New York**

**9 - 11:45 a.m.**

#### **Part I: Financial planning: Will your assets be enough?**

(Note: Part II, 2 - 4 p.m., see page 30.)

**\*Eric A. Diton, Melville, N.Y.**

**\*Mark Kravietz, Melville, N.Y.**

Participants should gain a better understanding of how they can improve the management of their investment portfolios and obtain a working knowledge of the available retirement plan alternatives. At conclusion, each participant should be able to:



- Understand the benefits of asset allocation and diversification.
- Describe the pros and cons of mutual funds vs. individually managed accounts.
- Describe the advantages/disadvantages of different types of retirement plans.

## Session 202

Room 345

Moderator: **Joseph D. Maggio, D.D.S., Oak Brook, Ill.**

**9 - 11:45 a.m.**

### Challenges influencing the future of endodontics

#### Evidence-based endodontics: Let's meet the challenge

**Jeffrey W. Hutter, D.M.D., M.Ed., Boston**

Participants will learn what evidence-based endodontics is and how it may impact the specialty of endodontics. At the conclusion, each participant should be able to:

- Describe what is meant by evidence-based endodontics.
- Describe how evidence-based endodontics might influence his/her clinical practice or endodontic research and education.
- Describe what the AAE is doing in evidence-based endodontics.

#### What will be the future esthetic demands?

**Harold Baumgarten, D.M.D., Philadelphia**

Each participant will learn the current trends in dental esthetics and how they will impact the dental team in the future. At conclusion, each participant should be able to:

- Describe the "Esthetic Zone."
- List three important treatment planning objectives when planning a restoration in the "Esthetic Zone."
- Describe how decisions made by the endodontist affect the ability of the dental team to satisfy the current trend in patients' esthetic demands.

#### Impact of oral health on systemic disease

**Raul Garcia, D.M.D., Boston**

Each participant should be able to describe the role that oral conditions play as risk factors for important medical outcomes. Participants should be able to evaluate critically the evidence that chronic oral infections, as in periodontal disease, may increase risk for cardiovascular disease and other systemic health outcomes. At conclusion, each participant should be able to:

- Describe the epidemiologic evidence implicating periodontal disease as a risk factor for mortality, coronary heart disease, peripheral vascular disease and stroke.
- Critically analyze the hypothetical mechanisms proposed to explain the relationships between chronic infections and cardiovascular disease.

#### New technologies for endodontic education

**Stephen Cohen, D.D.S., San Francisco**

Each participant will learn about alternative methodologies to attain verbal, written and clinical competency in endodontics and describe the advantages and disadvantages of each method. At conclusion, each participant should be able to:

- Describe how CD-ROM and the Internet may be used to continuously upgrade the skills of the endodontist.
- Describe the appropriate applications and benefits of multimedia interactivity for learning.

## Session 202



Jeffrey W. Hutter



Harold Baumgarten



Raul Garcia



Stephen Cohen

#### Insurance Questions?

**Treloar and Heisel has been the endorsed administrator of insurance for the AAE for more than 19 years. Stop by their booth in the Convention Center.**



## Friday A.M., March 30

### Session 202



Jean-Pierre  
Arnoux



John D.  
West

### General Interest 5



Hugh F.  
Doherty

**Badges must be worn at all AAE functions.**

### Future competition: Natural teeth vs. implants

**Jean-Pierre Arnoux, D.D.S.,  
Lawrenceville, N.J.**

Current concepts of periodontal disease are changing drastically, leading to major evolution in methods of treatment and assessment of prognosis. Dramatic success rates in patients treated with osseointegrated implants have been reported and have changed the way patients affected by periodontal disease are treated. This session will review these breakthroughs and discuss how optimum predictability and long-term success can be provided in patient treatment. At conclusion, each participant should be able to:

- Understand thoroughly the new concepts of periodontal disease.
- Assess a prognosis in view of these new concepts.
- Make a good decision in maintaining a tooth, extracting a tooth or placing an implant.

### New technologies for cleaning and shaping

**\*John D. West, D.D.S., M.S.D.,  
Tacoma, Wash.**

Remarkably, the endodontist's greatest challenge influencing the future of endodontics is to do his/her job consistently well. What does this mean? Is it diagnosis and treatment planning? Is it obturation method? Is it coronal seal? Actually, our greatest nonsurgical challenge is to create reproducible, seamless radicular shapes—perfect shapes for perfect obturation. Each of us has this capacity. As a highly intentional skill, masterful cleaning and shaping will differentiate today's great endodontics by enabling maximum predictability. At conclusion, each participant should be able to:

- Rediscover the possibilities of endodontics.

- Immediately apply and produce cleaning and shaping principles using progressively tapering rotary files.
- Describe a Finishing Checklist for quality control.

### General Interest 5

**Room 343**

**Moderator: Donald E. Arens, D.D.S.,  
M.S.D., Indianapolis**

**9 - 11:45 a.m.**

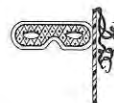
### When the unexpected becomes reality

**Hugh F. Doherty, D.D.S., C.F.P.,  
Spring Lake Heights, N.J.**

Learn from a certified financial planner what happens when the doctor, the breadwinner, can no longer work. Often the people that the doctor cares about most, his or her family, do not have the resources or the correct information to be able to continue a normal lifestyle. Nothing is easy when the surviving family members are faced with catastrophes. This program will prepare the spouse and other family members to deal with the "unexpected happenings to the doctor." At conclusion, each participant should be able to:

- Provide strategies to make the correct financial decisions that will have a substantial impact on financial futures.
- Learn where to look for proper advice.
- Learn how to protect family and hard-earned assets.

*\*Speaker serves as a consultant and/or has a commercial interest in subject matter.*



## Staff Session 2 - Hilton

Grand Salon A

Moderator: **Kirk A. Coury, D.D.S., M.S., Amarillo, Texas**

**9 - 11 a.m.**

### The excitement of clinical assisting in endodontics

**Karen Dolle, Amarillo, Texas**

**Deborah Francavilla,**

**Peabody, Mass.**

**Maria Pinto, New Bedford, Mass.**

A panel of dental assistants will share their experiences with technology and their skills with problem solving. These include the integration of technological advances in clinical endodontic practice, such as digital radiography, microscope-assisted endodontics (surgical and nonsurgical), ultrasonics, and apex locators. The panel will highlight the panelists' experience in solving problems by identifying common problems in endodontic practices and discussing various solutions. At conclusion, each participant should be able to:

- Solve problems relating to the integration of technology into clinical endodontic practice.
- Understand available solutions to common problems in endodontic dental assisting.
- Benefit from understanding assisting in a "new technology office."

## Staff Session 3 - Hilton

Grand Salon B

Moderator: **Denis E. Simon III, D.D.S., M.S., Baton Rouge, La.**

**9 - 11 a.m.**

### Front office problem solving

**Nora L. Salinas, Bellaire, Texas**

**Susie C. Stoulig, Baton Rouge, La.**

**Judy Tyler, Amarillo, Texas**

**Michele Whitley, Lynn, Mass.**

This session will feature an interactive panel of front office personnel from several solo and group practices. Many topics that will enable an endodontic practice to operate more efficiently will be discussed with audience participa-

tion. At conclusion, each participant should be able to:

- Maintain a positive staff attitude while managing a busy schedule including emergencies.
- Increase collections by utilizing available resources.
- Recognize problems and improve communication with referring offices, patients and team members.

## LAS 201 (Limited Attendance Session)

Room 351

**9 - 10:15 a.m.**

### You've got the microscope, now put it to use!

\***Peter D. Cancellier, D.D.S., Encinitas, Calif.**

From diagnosis to access, canal location to separated instrument removal, instrumentation to obturation, and retreatment to surgery, the microscope offers the operator enhanced opportunities for success. Rather than a typical lecture, this is a step-by-step demonstration of how to take full advantage of the microscope throughout every procedure, and how to document your treatment with high magnification digital images. At conclusion, each participant should be able to:

- Appreciate the benefit of performing every procedure from start to finish through the microscope.
- Learn appropriate situations for various ultrasonic instruments and avoid perforations.
- Facilitate increased utilization of the microscope for digital image documentation.

## Staff Session 2



Deborah Francavilla



Maria Pinto



Karen Dolle

## Staff Session 3



Nora L. Salinas



Susie C. Stoulig



Michele Whitley



Judy Tyler

**Staff Sessions will be held at the Hilton New Orleans Riverside.**





## Friday A.M., March 30



Smoking is not permitted at AAE functions or exhibits.

**Limited Attendance Sessions**  
Seating is limited.  
No standing permitted.

### **LAS 202** (*Limited Attendance Session*) Room 342

9 - 10:15 a.m.

#### **Iatrogenic perforations: Causes, prevention and management**

Heather A. Adu-Sarkodie, D.D.S., Ph.D., Iowa City, Iowa

This presentation will address the causes of iatrogenic perforations and the methods of evaluating a tooth to minimize the occurrence of iatrogenic perforations. At the conclusion, each participant should be able to:

- Recognize how iatrogenic perforations may occur during treatment.
- Determine how to repair a perforation based on the anatomic location of the perforation.
- Recognize the factors that influence the prognosis of iatrogenic root perforation.

### **LAS 203** (*Limited Attendance Session*) Room 349

9 - 10:15 a.m.

#### **The theory of focal infection: Alive and well?**

Leslie R. Efenbein, D.M.D., Clifton, N.J.

Some recent epidemiological studies have established a relationship between periodontal disease and cardiovascular disease. This session will review the potential interaction between oral infection and systemic disease, the theory of focal infection and the endodontic relationship to systemic diseases. At conclusion, each participant should be able to:

- Understand the recent developments in the relationship that has been considered between periodontal disease and systemic diseases.
- Understand the relationship between endodontic infections and systemic diseases.
- Discuss with colleagues and patients the evidence that has been considered between oral infections and systemic diseases.

### **LAS 204** (*Limited Attendance Session*) Room 339

9 - 10:15 a.m.

#### **Evaluating new technology in endodontics: An evidence-based approach**

Bradford R. Johnson, D.D.S., Chicago

Participants should be able to describe the basic principles of evidence-based endodontics and explain how these concepts can be applied to the evaluation of new technology in endodontics. At conclusion, each participant should be able to:

- Summarize the fundamental concepts of evidence-based endodontics and explain their integration with clinical experience and judgement.
- Describe the current best evidence to support the clinical use of digital radiography, magnification and enhanced illumination, engine-driven rotary nickel-titanium canal preparation, ultrasonic root-end preparation and filling materials, and root canal obturation.
- Apply the "four filter" test to new devices, techniques and materials in endodontics.



## Endodontic Educators Forum

Room 352

Moderator: Gerald N. Glickman, D.D.S., M.S., Houston

9:30 - 11 a.m.

### Learning from others: Models for endodontic graduate programs

Mahmoud Torabinejad, D.M.D., M.S.D., Ph.D., Loma Linda, Calif.

William A. Walker III, D.D.S., San Antonio, Texas

Billie G. Jeansonne, D.D.S., Ph.D., New Orleans

Kamran Safavi, D.M.D., Farmington, Conn.

Advanced specialty education programs in endodontics use a variety of resources, philosophies, technologies and approaches to ensure that their residents receive contemporary and relevant information. To learn from each other and perhaps to incorporate new educational strategies into your program, four directors will present a single component of his or her program that is taught in a creative, innovative format:

Dr. Torabinejad, "Transition from a general dentist to an endodontic graduate student;" Dr. Walker, "Introduction to advanced endodontics: A preclinical technique course;" Dr. Jeansonne, "Integrating the literature into advanced education in endodontics;" and Dr. Safavi, "Selection of literature for critical review in graduate endodontic programs." At conclusion, each participant should be able to:

- Incorporate innovative teaching methods into their programs.
- Develop strategies to enhance program quality.
- Design courses/seminars to facilitate student performance.

## ADEA Business Meeting

Room 352

11 - 11:30 a.m.

LAS 205 (*Limited Attendance Session*)  
Room 351

10:30 - 11:45 a.m.

### Oroscopic endodontics

James K. Bahcall, D.M.D., M.S., Chicago

Each participant should be able to understand how conventional and surgical oroscopic endodontic procedures will help the endodontist more efficiently identify and treat endodontic etiology. At conclusion, each participant should be able to:

- Understand application of oroscopic endodontics for conventional endodontic treatment.
- Understand application of oroscopic endodontics for surgical endodontic treatment.
- Understand how fiber optic instrumentation will improve visualization.

LAS 206 (*Limited Attendance Session*)  
Room 342

10:30 - 11:45 a.m.

### Vertical root fractures in endodontically treated teeth

Aviad Tamse, D.M.D., Tel Aviv, Israel

Participants will learn to clinically diagnose vertical root fractures in endodontically treated teeth for better treatment. At conclusion, each participant should be able to:

- Understand the complexity in VRF diagnosis.
- Describe the typical signs and symptoms.
- Describe the typical radiologic features.

Committee meetings and alumni functions are listed on pages 43 and 44.

Visit the Exhibits at the Convention Center to see the latest in products and services and to thank the exhibitors who help defray part of your annual session cost.

The statements and opinions expressed in these course synopses are solely those of the individual speakers. Their statements and opinions do not reflect any opinion or endorsement by the AAE.



## Friday A.M., March 30

### Need a break?

Complimentary beverages will be provided in the exhibit hall at the following times:

#### Thursday

10:30 a.m. & 2:30 p.m.

#### Friday

10:30 a.m. & 2:30 p.m.

#### Saturday

10:30 a.m.



### LAS 207 (Limited Attendance Session)

Room 349

10:30 - 11:45 a.m.

### The carpal tunnel syndrome among dentists

Franklin Pineda, D.D.S.,  
Mexico City

Carpal tunnel syndrome affects dentists and endodontists. Participants will learn the etiology, signs and symptoms, based on scientific data. At conclusion, each participant should be able to:

- Describe the etiology, signs and symptoms of carpal tunnel syndrome.
- Learn the exercises and newly designed instruments to prevent the disease.
- Develop strategies for prevention of this syndrome.

### LAS 208 (Limited Attendance Session)

Room 339

10:30 - 11:45 a.m.

### Electronic canal length determination at the turn of the century

Stephen M. Weeks, D.D.S.,  
Chicago

The participant should be able to describe the rationale for electronic canal length measurement, basic principles of operation and major sources of error, their recognition and management. Based on this understanding, the participant is expected to be able to begin to use electronic canal length measurement safely or to continue using this technology with increased understanding and confidence. At conclusion, each participant should be able to:

- Describe the rationale for the use of electronic canal length measurement based on considerations of root-end anatomy.

- Describe the basic principles of operation and the relative advantages and disadvantages of the different "generations" of this technology, and compare and contrast the various currently available devices.
- Describe the major sources of error that undermine confidence in electronic canal length measurement and the two most effective techniques for minimizing error and maximizing reliability.

### LAS 209 (Limited Attendance Session)

Room 242

10:30 - 11:45 a.m.

### Building income by being generous

\*John Burns, PNC Bank, Boston  
\*Tina Sherwood-Young, L.L.M.,  
PNC Bank, Boston

Give money away, earn income and build equity. It sounds like a paradox, but a charitable remainder trust can put your portfolio in high gear. At conclusion, each participant should be able to understand how a charitable remainder trust can:

- Eliminate capital gains taxes on the sale of appreciated securities.
- Increase income stream.
- Provide an immediate income tax deduction.
- Reduce future estate taxes and leave more to heirs.

\*Speaker serves as a consultant and/or has a commercial interest in subject matter.

## Friday P.M., March 30



### Edgar D. Coolidge Luncheon

La Nouvelle Ballroom

(by ticket only)

Moderator: **Terryl A. Propper,**  
D.D.S., M.S., Nashville

**12 noon - 1:45 p.m.**

Award recipient

**Charles J. Cunningham, D.D.S.,**  
Gainesville, Fla.

The Coolidge Award is presented to a member who has actively participated in the AAE during his or her professional life, displaying outstanding leadership and exemplary dedication to dentistry and endodontics. Also, Dr. Jens O. Andreasen will be awarded Honorary Membership in the AAE.

### Afternoon Sessions

#### Oral Research

#### Presentations VI

Room 346

Moderator: **William G. Schindler,**  
D.D.S., M.S.,  
San Antonio, Texas

#### Graduate Student Section

**2 p.m.**

*Effect of CO<sub>2</sub> laser on PDL attachment to resected root surface*

Mohamed I. Fayad, D.D.S., M.S.  
(presenter)

R. Hawkinson, University of Illinois at Chicago

**2:15 p.m.**

*Disinfection of dentin by intracanal laser irradiation: An in vitro model*  
\*Silvia Cecchini, D.D.S., M.S. (presenter)  
H. Abaibou, J.M. White, L.K. Bakland & M. Torabinejad, Loma Linda University

**2:30 p.m.**

*Antimicrobial activity of calcium hydroxide and chlorhexidine*  
Yu-Heng Lin, D.D.S. (presenter)  
S. Chogle & A.K. Mickel, Case Western Reserve University

**2:45 p.m.**

*Antibacterial activity of commonly used bioabsorbable guided tissue regeneration barriers*  
Peyman Vaziri, D.D.S. (presenter)  
S. Chogle & A.K. Mickel, Case Western Reserve University

**3 p.m.**

*Antimicrobial activity of endodontic sealers on Enterococcus faecalis*  
Tuan Nguyen, D.D.S. (presenter)  
S. Chogle & A.K. Mickel, Case Western Reserve University

**3:15 p.m.**

*Substantivity of chlorhexidine in the root canal*  
Sidney Rosenthal, D.M.D. (presenter)  
K. Safavi & L. Spångberg, University of Connecticut

**3:30 p.m.**

*In vitro temperature rise using PAC-light enhanced bleaching*  
James W. Baik, D.M.D. (presenter)  
F.A. Rueggeberg, L.A. West, F.R. Liewehr & W.R. Patton, U.S. Army Dental Activity, Ft. Gordon

**3:45 p.m.**

*Effects of residual eugenol from root canal sealers on retention of resin bonded posts*  
Sevak Adamian, D.D.S. (presenter)  
K.E. Diefenderfer & J.D. Johnson, Naval Dental School

**4 p.m.**

*Comparative study of commonly used barriers to prevent external dye leakage*  
Nishan Odabashian, D.D.S. (presenter)  
S. Shabahang & M. Torabinejad, Loma Linda University

**4:15 p.m.**

*Coronal sealing ability of two dental cements*  
John D. Wells, D.D.S. (presenter)  
R.J. Loushine, R.N. Weller, W.F. Kimbrough & D.H. Pashley, Medical College of Georgia

Edgar D. Coolidge  
Award Recipient



Charles J.  
Cunningham

Honorary Membership



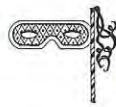
Jens O.  
Andreasen

---

### AAE Information Center

Visit the AAE Information Center in Exhibit Hall E of the Convention Center for the latest information on:

- AAE Web site
  - New Products
  - *Colleagues for Excellence*
  - 59th Annual Session in Chicago
  - AAE Foundation
-



## Friday P.M., March 30

### Oral Research Presentations VII

Room 347

Moderator: **Shahrokh Shabahang**,  
D.D.S., M.S.,  
Loma Linda, Calif.

### Endodontist Section

**2 p.m.**

*Calcium hydroxide as an intracanal medicament: Effect on post-treatment pain*

Richard E. Walton, D.M.D., M.S. (presenter)

I. Holton & R. Michelich, University of Iowa

**2:15 p.m.**

*Root surface temperatures recorded while treating root canals with a Nd:YAG laser*

Fred Barbakow, B.D.S., M.Sc. (presenter)  
O. Peters & L. Havranek, Zurich University, Switzerland

**2:30 p.m.**

*Effects of Er:YAG laser on pulp stones blocking canal orifices*

Elaine F. Fachin, D.D.S., M.S., Ph.D. (presenter)  
E. Puricelli & C. Baraldi, Federal University of Rio Grande do Sul, Brazil

**2:45 p.m.**

*Topographical anatomy influence in root canal disinfection*

Pablo Spoleti, D.D.S., Ph.D. (presenter)  
M. Siragusa, National University of Rosario, Argentina

**3 p.m.**

*C-shaped root canals in mandibular second molars in a Saudi Arabian population*

Khalid S. Al-Fouzan, B.D.S., M.S.Ed. (presenter)  
King Fahad National Guard Hospital, Saudi Arabia

**3:15 p.m.**

*Apical root resorption stimulated by pulpal infection in a mouse model*

Robert R. White, D.M.D. (presenter)  
K. Balto, R. Muller & P. Stashenko  
Harvard School of Dental Medicine

**3:30 p.m.**

*Unilateral sympathectomy and dental pulp injury in rats*

Sivakami Rethnam, B.D.S. (presenter)  
E. Berggreen, M.R. Byers & K.J. Heyeraas  
University of Bergen, Norway

**3:45 p.m.**

*Intracellular mechanism of substance P-induced vasodilation in bovine dental pulps*

Sung-Kyo Kim, D.D.S., Ph.D. (presenter)  
B. Karabucak, H. Welsch, S. Simchon & S. Kim, Kyungpook National University, Korea & University of Pennsylvania

**4 p.m.**

*Interleukin-6 and Interleukin-10 in experimentally induced rat pulpal inflammation*

Seok-Woo Chang, D.D.S. (presenter)  
S.S. Lim, Seoul National University, Korea

### Session Recordings

Many of the sessions will be recorded. Stop by the Sound of Knowledge desk in the Ernest N. Morial Convention Center to purchase audio tapes or CD-ROMs.



**Session 203**

**Room 356**

**Moderator: Gerald N. Glickman, D.D.S., M.S., Houston**

**2 - 4 p.m.**

**Calcium hydroxide: Does it really work?**

**Thom C. Dumsha, M.S., D.D.S., M.S., Baltimore**

**Martin Trope, B.D.S., D.M.D., Chapel Hill, N.C.**

Calcium hydroxide has been used as a medicament since the 19<sup>th</sup> century. This presentation will focus on why calcium hydroxide is used or when it might be most applicable. Discussion will include the properties of calcium hydroxide and clinical applications for its use. Most importantly, the evidence for its usefulness will be discussed and debated. At conclusion, each participant should be able to:

- Know the properties of calcium hydroxide.
- Understand the applications in which this medicament might work.
- Be familiar with the evidence as to where and when it is useful.
- State the indications and contraindications for using calcium hydroxide.
- Determine if calcium hydroxide is indicated in various types of traumatic injuries.

**Session 204**

**Room 355**

**Moderator: Harold E. Goodis, D.D.S., San Francisco**

**2 - 4 p.m.**

**Drug therapy in endodontics: Preoperative considerations**

**Daniel E. Becker, D.D.S., Dayton, Ohio**

Learn how to describe principles of drug therapy during preoperative period. At conclusion, each participant should be able to:

- Describe appropriate preoperative use of medications for the prophylaxis of pain, infection and situational anxiety.

- Describe major side effects and drug interactions associated with the intraoperative use of local anesthetics and vasopressors.
- Describe appropriate management of postoperative pain and infection.

**Session 205**

**Room 345**

**Moderator: Sandra Madison, D.D.S., M.S., Asheville, N.C.**

**2 - 4 p.m.**

**Handpiece or balanced force?**

**\*James B. Roane, D.D.S., M.S., Norman, Okla.**

**Denny W. Southard, D.D.S., M.S.D., Tulsa, Okla.**

This session will explore the strengths of balanced force and hand instrumentation and reveal the relationship between balanced forces and rotary concepts. The strengths, costs and risks of nickel-titanium and stainless steel instruments will be compared. Recent discoveries with crown-down techniques and how they have altered balanced-force hand instrumentation will be discussed. Four popular rotary techniques and their results will be compared to balanced-force crown-down. At conclusion, each participant should be able to:

- Compare hand and rotary techniques relative to efficiency, cost and reliability.
- Make an informed choice concerning the risk-to-benefit of rotary and hand instrumentation.
- Understand how crown-down cleaning and shaping is changing hand and rotary techniques.

**Session 203**



Thom C. Dumsha



Martin Trope

**Session 204**



Daniel E. Becker

**Session 205**



James B. Roane



Denny W. Southard

*\*Speaker serves as a consultant and/or has a commercial interest in subject matter.*



## Friday P.M., March 30

### General Interest 4b



Eric A.  
Diton



Mark  
Kravietz

### Staff Session 4



Patti Wood

### General Interest 4b

Room 241

Moderator: Fredric Goodman,  
D.D.S., New York

2 - 4 p.m.

#### Part II: Financial planning: Will you have enough?

\*Eric A. Diton, Melville, N.Y

\*Mark Kravietz, Melville, N.Y.

This hands-on computer workshop will educate participants on the new Internet channels that have emerged within the financial services industry through technological innovation creating new services. For example, the Internet has had a dramatic effect by facilitating closer client relationships through targeted research, specialized content via online services and the integration of diverse portfolio data. At conclusion, participants should be able to:

- Understand how the utilization of technology can facilitate better financial decisions.
- Realize the depth of content through access to online services.
- Recognize the importance of integrated solutions to financial planning employing technology information and advice.

### Staff Session 4 - Hilton

Grand Salon A

Moderator: Marc P. Gimbel, D.M.D.,  
Montville, N.J.

2 - 4 p.m.

#### Teamwork, teamplay and teambuilding

Patti Wood, M.A., C.S.P.,  
Decatur, Ga.

Learn how to recognize the significance of impressions with team members and note how commonalities and uniqueness bond team members. Participants will practice the E.R.A.S.E.R. method for giving criticism. At conclusion, each participant should be able to:

- Form positive impressions with team members.
- Use new conflict management skills.
- Recognize how to give praise.

### LAS 210 (Limited Attendance Session)

Room 349

2 - 3:15 p.m.

#### The implementation of a clinical endodontic electronic record system and its use

Ashraf F. Fouad, D.D.S., M.S.,  
Farmington, Conn.

This presentation will teach participants to recognize the importance of information technology in managing endodontic clinical data; determine key features in a useful clinical information system for endodontics; plan an ongoing endodontic treatment outcome analysis; determine the association of diabetes mellitus, as an example of a systemic debilitating disease, with the presentation of endodontic disease and the outcome of endodontic treatment; and design a clinical information system, incorporating a student evaluation module for dental schools. At conclusion, each participant should be able to:

- Understand the expanded use of information systems in endodontic practice, research and education.
- Determine the elements required in an information system designed for monitoring endodontic clinical data.
- Recognize the variables that may affect the prognosis of endodontic treatment.

**Staff sessions  
will be held at  
the Hilton  
New Orleans  
Riverside.**

*\*Speaker serves as a consultant  
and/or has a commercial interest  
in subject matter.*



**LAS 211** (*Limited Attendance Session*)

Room 339

2 - 3 p.m.

**Computer animations and nickel-titanium rotary instrumentation**

Mian K. Iqbal, B.D.S., M.S.,  
Philadelphia

This presentation will use computerized animations to describe concepts and techniques associated with various rotary systems. The design of the rotary instruments, their characteristics and their capabilities, as well as specific behavior during rotary motion, will be analyzed along with instrumentation variables, such as torque and flexure, rotation speed, insertion pressure and root canal configuration. At conclusion, each participant should be able to:

- Appreciate the use of computerized animations in describing the concepts and techniques associated with various rotary instruments.
- Describe the reactions that occur along the blade inclines and dentine during rotary instrumentation.
- Know what evidence-based research has been done to support the shifts in treatment philosophies with respect to rotary instrumentation.

**LAS 212** (*Limited Attendance Session*)

Room 341

2 - 4 p.m.

**Part I: Transition: Risk management strategies for the new century**

Note: For Part II, see LAS 301

Kathleen Roman, Fort Wayne, Ind.

The American health care system is in the throes of change. Dentistry will be swept up in many of these changes. Part I of this two-part seminar examines the role that communication plays in the day-to-day challenges

endodontists must address. Risks as well as opportunities will be discussed with special emphasis on strategies related to: increased government oversight; the public's changing perception of dentistry; and the evolution of new technologies. At conclusion, each participant should be able to:

- Discuss pervasive changes in American health care policy and across the spectrum of health care itself that will positively/negatively affect the practice of dentistry.
- Identify liability risks and opportunities associated with patients' changing perceptions of health care and their role as participants.
- Evaluate options for ensuring that patients' clinical care is an integral part of expanding the spectrum of health care services.

*Endodontists/dentists who remain through completion of either LAS 212 or LAS 301 on Saturday will earn two CE units. Doctors who remain through completion of both sessions will earn four CE units. The Dental Board of California will not accept credit for this course or LAS 301. Doctors who are insureds of The Medical Protective Company, and who stay through completion of only one session, will earn a five percent premium credit for one year upon their next policy renewal. Doctors who are insureds of The Medical Protective Company, and who stay through completion of both sessions, will receive a five percent premium credit for their next three consecutive policy renewals.*

**Limited Attendance Sessions**

**Seating is limited. NO standing permitted.**





## Friday P.M./Saturday A.M., March 31

Oral Research Presentations are scheduled on Thursday and Friday.

Table Clinics and Poster Sessions are scheduled in the morning on Friday and Saturday.

F  
R  
I  
D  
A  
Y

### LAS 213 *(Limited Attendance Session)*

Room 339

3:15 - 4:15 p.m.

#### Effectiveness of low-torque endodontic motors

Gianluca Gambarini, D.D.S., Rome

Each participant will learn to describe basic principles of torque control endodontic motors, the various sophisticated safety systems, and the rationale for the use of low torque settings in root canal instrumentation. At conclusion, each participant should be able to:

- Understand the concept and applications of torque control electric motors.
- Describe the possible torque limits of each rotary file and where and how different torque settings should be used.
- Develop techniques to maximize efficiency of NiTi rotary canal preparation, while minimizing the risk of instrument separation.

### Foundation Friday

#### Live Auction

Room 352

4:30 p.m. - cocktails and munchies

5:15 p.m. - bidding starts

In the market for a microscope, endodontic software or surgical instruments? Thank goodness for the Foundation Friday Auction. Don't miss this chance to bid on quality products at a special price. Join auctioneer Denis E. Simon III for munchies, music and bargains. Proceeds benefit the AAE Foundation.

The AAE Foundation wishes to thank these companies for their generosity:

**CK Dental Specialties, Carl Zeiss, Inc., Discus Dental Software, JEDMED Instrument Company, Schick Technologies and Tulsa Dental Products.**

### Saturday Programs

#### Continental Breakfast

Exhibit Hall E - (by ticket only)

8 - 9 a.m.

#### Exhibits

Exhibit Hall E

8 am - 1 p.m.

### Morning Sessions

#### Poster Research Presentations

Exhibit Hall E

#### Graduate Section

9 - 11:45 a.m.

##### PR 19

*Evaluating IL-2 levels in human pulp tissue*

Lisa M. Anderson, D.D.S.,  
University of Maryland

##### PR 20

*Post retention: Effect of sequence of post-space preparation, cementation time and different sealers*

Kenneth J. Boone, D.D.S.,  
Wilford Hall USAF Medical Center

##### PR 21

*Apical periodontitis does not elicit a systemic inflammatory response*

Thomas M. Buttke, D.D.S.,  
University of North Carolina

##### PR 22

*Effectiveness of increased apical enlargement in reducing intracanal bacteria*

\*Steven J. Card, D.D.S., M.S.,  
University of North Carolina

##### PR 23

*Sterilization/disinfection of human teeth for dental student use*

John T. Dominici, D.D.S.,  
University of Louisville

\*Speaker serves as a consultant and/or has a commercial interest in subject matter.



**PR 24**

*Organic inorganic hybrid nanocomposite dentinal sealer*  
Farnaz Fadavi, D.M.D.,  
Boston University

**PR 25**

*Antimicrobial activity of eight root canal sealers before and after setting*  
Denny Fang, D.D.S.,  
University of Pennsylvania

**PR 26**

*Enterococcus faecalis biofilm formation as a mechanism for persistence in medicated root canals*  
Timothy S. Hubble, D.M.D.,  
St. Louis University

**PR 27**

*Microbial leakage evaluation of the continuous wave of condensation*  
Jay Jacobson III, D.D.S.,  
Oregon Health Sciences University

**PR 28**

*Measurement of the distance from minor foramen to anatomic apex*  
Jin Jiang, D.D.S.,  
University of Connecticut

**PR 29**

*Evaluation of the endodontic status of teeth treated with a pulpotomy and sealed with different restorative materials*  
Roger A. McDougal, D.D.S.,  
University of North Carolina

**PR 30**

*Assessment of microleakage in root canal systems instrumented with ProFile Variable Taper Series 29 rotary files and obturated with Dia Dent gutta-percha*  
Kathleen McNally, D.D.S., & Mark L. Grosko, D.D.S., University of Maryland

**PR 31**

*Bacteria may induce root resorption via a novel cellular pathway*  
Chetan K. Mehta, D.M.D.,  
Boston University

**PR 32**

*Evaluation of microleakage of RSA RoekoSeal Automix root canal sealer*  
Neil T. Miller, D.D.S.,  
West Virginia University

**PR 33**

*Working length determination: Should we obturate to the radiographic apex?*  
Tuong Nguyen Nguyen, D.D.S.,  
Case Western Reserve University

**PR 34**

*Osteoblast mineralization and Cbfa 1 gene expression*  
Hiran Perinpanayagam, B.D.S.,  
University of Iowa

**PR 35**

*Clinical and radiographic comparison of mental foramen location*  
Yaser F. Roumani, D.D.S.,  
Case Western Reserve University

**PR 36**

*Odontoblasts undergo apoptosis in response to LPS in vitro*  
Andrew L. Rudd, D.D.S.,  
University of North Carolina

**PR 37**

*Straight line access and coronal flaring: Effect on canal length*  
Kyle P. Schroeder, D.D.S.,  
University of Iowa

**PR 38**

*Antimicrobial activity of stannous fluoride and calcium hydroxide*  
Priya Sharma, B.D.S.,  
Case Western Reserve University

**PR 39**

*Objective vs. subjective radiographic assessments for endodontic measurement*  
J. Chris Sheaffer, D.D.S.,  
University of Louisville



**Need a break?**

Complimentary beverages will be provided in the exhibit hall at the following times:

**Thursday ..... 10:30 a.m.**  
**Thursday ..... 2:30 p.m.**  
**Friday ..... 10:30 a.m.**  
**Friday ..... 2:30 p.m.**  
**Saturday ..... 10:30 a.m.**



## Saturday A.M., March 31

**Participants may not audio or video tape any presentation without the permission of the speaker.**

### Shuttle Buses

Shuttle buses will be provided between the Hilton and the Convention Center according to the following schedule:

**Thursday**  
9 a.m. - 5:30 p.m.  
**Friday**  
7 a.m. - 7 p.m.  
**Saturday**  
7 a.m. - 5:30 p.m.

Departure and arrival at the side drive of the Hilton's main building and outside Hall E at the Convention Center.

#### Poster Presentations

##### PR 40

*SEM analysis of residual hydraulically placed calcium hydroxide*  
Mariah Shojaei, M.S., D.D.S.,  
Case Western Reserve University

##### PR 41

*Accuracy of electric driven handpieces and motors*  
Timothy M. Talbott, D.D.S.,  
Nova Southeastern University

##### PR 42

*Osteocalcin expression by cementoblasts attached to mineral trioxide aggregate*  
Troy S. Thomson, D.D.S.,  
State University of New York at Buffalo

##### PR 43

*Optimal use of antibiotics via five illustrative clinical scenarios*  
Joseph A. Wateska, D.M.D.,  
West Virginia University

##### PR 44

*Antibiotic use by members of the American Association of Endodontists*  
Nicole M. Yingling, D.M.D.,  
Virginia Commonwealth University

#### Table Clinics

Exhibit Hall E

#### Graduate Student Section

9 - 11:45 a.m.

##### TC 6

*Alternative methods of palatal anesthesia*  
Daniel J. Barton, D.M.D.,  
University of Louisville

##### TC 7

*Innovative method to teach predoctoral dental students the techniques for endodontic access preparations*  
Rashin T. Bidgoli, D.M.D., &  
Heejun K. Er, D.D.S.,  
University of Maryland

##### TC 8

*Common methods of post removal: A review*  
Daniel A. Brown, D.D.S.,  
University of Iowa

##### TC 9

*Clinical use of newly-developed MTA-carrier devices*  
Mark A. Camp, D.D.S.,  
Louisiana State University

##### TC 10

*Decompression case report: Alternative restorative method*  
Karina J. Ciesielski, D.D.S.,  
Naval Postgraduate Dental School

##### TC 11

*Considerations of the mental foramen in posterior endodontic surgery*  
Deborah Clark-Holke, D.D.S.,  
University of Iowa

##### TC 12

*Electro-chemically activated water used as an irrigant in root canal therapy*  
Joy W. Cope, D.D.S., &  
Kim A. Menhinick, D.D.S.,  
Baylor College of Dentistry

##### TC 13

*Endodontic treatment and post removal*  
Robert Corns, D.D.S., & Ali Behnia, D.M.D.,  
M.S., University of Maryland

##### TC 14

*Case report: Combined endodontic-orthodontic treatment of external cervical resorption*  
Kevin R. Edwards, D.D.S.; &  
Steven A. Singh, D.D.S.,  
University of Pennsylvania

##### TC 15

*Use of surgical operating microscopes in endodontics: A teaching aid*  
Alvaro F. Gonzalez, D.M.D., &  
Sami M. Chogle, D.D.S.,  
Case Western Reserve University



**TC 16**

*Non-odontogenic pain mimicking endodontic pain*  
Manor Haas, D.D.S.,  
Albert Einstein Medical Center

**TC 17**

*Endodontic management of anomalous tooth forms*  
Sue Hoch, D.D.S.,  
Albert Einstein Medical Center

**TC 18**

*Decompression: Review of technique*  
Christopher L. Hugh, D.D.S.,  
University of Iowa

**TC 19**

*Retention of MTA via CapSet in mandibular root-end preparations*  
David M. Kenée, D.D.S., &  
Joseph C. Mavec, D.D.S.,  
Naval Dental School

**TC 20**

*Herbal remedies in contemporary endodontics*  
Margaret J. Martin, D.M.D., &  
Zachary P. Schnoor, D.D.S.,  
University of Texas, Dental Branch,  
Houston

**TC 21**

*Apical barrier technique using mineral trioxide aggregate*  
Stuart O. Miller, D.D.S., & Terry D.  
Webb, D.D.S.,  
Naval Dental School

**TC 22**

*Retreatment of paste-filled root canals*  
Cezary M. Mitrut, D.M.D., & Kevin A.  
Martin, D.M.D.,  
University of Pennsylvania

**TC 23**

*Assessment of dye leakage and osteoblast attachment to a mixture of MTA and Geristore*  
Mohammed N. Mohammed, D.D.S., &  
Emmanouil Sigalas, D.D.S.,  
Baylor College of Dentistry

**TC 24**

*Selectabiotic System*  
\*William K. Morgan Jr., D.D.S.,  
University of Louisville

**TC 25**

*Laser doppler: Improved diagnostic test*  
Alessandra L.S. Ritter, D.D.S., & Mr.  
William Windley, University of North  
Carolina

**TC 26**

*Assessment of the hemostatic potential of a carbohydrate polymer in endodontic surgery*  
Christopher K. Ross, D.M.D., &  
Jeannette Pena Hall, D.M.D.,  
Tufts University

**TC 27**

*How to design an endodontic office*  
Paul G. Satchell, D.D.S., &  
Daniel R. Loftus, D.D.S.,  
Baylor College of Dentistry

**TC 28**

*Incidence of nonendodontic lesions in the periradicular areas of the jaws*  
Vladimir Tismenetskiy, D.D.S.,  
Albert Einstein Medical Center

**TC 29**

*Differential assessment of craniofacial pain*  
Candice Trasatti, D.D.S., & Ana L. Perez,  
D.D.S., Baylor College of Dentistry

**TC 30**

*"You won't be able to help me either": The role of centrally acting pain on endodontic diagnosis*  
Richard F. Urbanczyk, D.D.S., &  
Nasreen S. Qader, D.D.S.,  
Naval Dental School

*Table Clinics continue on next page*

**Session Recordings**

Many of the sessions will be recorded. Stop by the Sound of Knowledge desk in the Ernest N. Morial Convention Center to purchase audio tapes and CD-ROMs.

\*Speaker serves as a consultant and/or has a commercial interest in subject matter.



## Saturday A.M., March 31

### Session 300



Karl Keiser



Barnet B. Shulman

### Session 301



Jean-Pierre Arnoux



Harold Baumgarten

#### Table Clinics

##### TC 31

*Comparison of digital and conventional radiography in diagnosing resorptive defects*

Neveen Wahab, D.D.S.,  
University of Maryland

##### TC 32

*Extension of endodontic files and spreaders for unusually long canals*

David N. Wilson, D.D.S., &  
Richard W. Stevens, D.D.S.,  
Naval Dental School

##### TC 33

*Predictable root strengthening of non-vital immature teeth*

Michael S. Winick, D.D.S.,  
Albert Einstein Medical Center

### Session 300

#### Room 352

Moderator: Fredric Goodman,  
D.D.S., New York

9 - 11:45 a.m.

#### The endoscope and the surgical operating microscope: What you get and what you don't

Karl Keiser, D.D.S.,  
San Antonio, Texas  
Barnet B. Shulman, D.D.S.,  
New York

The age of magnification in endodontics has arrived. From surgical procedures to nonsurgical retreatment to conventional orthograde therapy, the practice of endodontics has been tempered by various magnification techniques. This presentation will demonstrate from a clinician's point of view the endoscope's intraoral illumination and magnification and its unique versatility for direct visualization, both surgically and conventionally. At conclusion, each participant should be able to:

- Understand the operating principles of the surgical operating microscope and the endoscope.

- List the advantages and disadvantages of each system.
- Cite clinical indications for the use of each system.
- Understand why the endoscope offers enhanced viewing capabilities.
- Describe how the endoscope is used to obtain the visualization required for successful treatment.
- Understand why the endoscope will continue to evolve with the technological revolution.

### Session 301

#### Room 345

Moderator: Kenneth J. Spolnik,  
D.D.S., M.S.D.,  
Indianapolis

9 - 11:45 a.m.

#### The impact of modern periodontics and prosthodontics on the endodontist

Jean-Pierre Arnoux, D.D.S.,  
Lawrenceville, N.J.  
Harold Baumgarten, D.M.D.,  
Philadelphia

Learn how the current state of the art in modern prosthodontics impacts on the endodontist's decision-making process. At conclusion, each participant should be able to:

- Describe the biological and technical factors that affect the ability of the prosthodontist to achieve an ideal esthetic and functional result.
- Describe how these limitations must change the endodontist's thought process when planning treatment.

**Badges must be worn at all AAE functions.**



**Staff Session 5 - Hilton**

Grand Salon A

Moderator: Donald E. Arens, D.D.S.,  
M.S.D., Indianapolis

9:30 - 11:30 a.m.

**Make dental insurance an asset in your practice: A guide to using the CDT-3 codes**

Howard B. Fine, D.M.D.,  
Rochester, N.Y.

Roger R. Lacoste, D.M.D.,  
New Bedford, Mass.

William D. Powell, D.D.S., M.S.,  
Knoxville, Tenn.

Charles L. Steffel, D.D.S., M.S.D.,  
Indianapolis

This course will explain how to use the CDT-3 codes to report endodontic treatment more accurately. A question and answer session, including a coding workshop, will follow the presentation. This course is highly recommended for all auxiliary staff. At conclusion, each participant should be able to:

- Understand the development and use of CDT-3 codes.
- Accurately report any variety of treatment in an endodontic office.
- Learn from a variety of scenarios how to handle problem cases.

**LAS 301 (Limited Attendance Session)**

Room 341

9 - 11 a.m.

**Part II: Transition: Risk management strategies for the new century**

Kathleen Roman, Fort Wayne, Ind.

In nearly every aspect of American business and industry, "quality initiatives" and "performance improvement" have found advocates. Dentistry has been slow to embrace these approaches to patient safety and satisfaction. Part II of this two-part seminar will examine various business systems that can help endodontists reduce their liability while at the same time forge more positive relationships with their patients. Federal health care policy, patient expectations,

and advances in the standard of care will form the basis of the discussion. At conclusion, each participant should be able to:

- Discuss pervasive changes in American health care policy and across the spectrum of health care itself that will positively/negatively affect the practice of dentistry.
- Identify liability risks and opportunities associated with patients' changing perceptions of health care and their role as participants.
- Evaluate options for ensuring that patients' clinical care is an integral part of expanding the spectrum of health care services.

(Note: see page 31 for details on premium reductions and CE units. The Dental Board of California will not accept credit for this course.)

**LAS 302 (Limited Attendance Session)**

9 - 10:15 a.m.

Room 351

**Bugs, drugs, and root canals**

Frederick R. Liewehr, D.D.S., M.S.,  
Evans, Ga.

Antibiotics are too often prescribed for odontogenic infections in lieu of instituting the appropriate therapy. This can lead to the development of resistant bacterial strains, potentially life-threatening anaphylactic responses, and placing a patient's health in jeopardy due to inadequate treatment. Participants will gain an understanding of which bacteria are responsible for these infections and how to manage them surgically and pharmacologically. At conclusion, each participant should be able to:

- Identify the salient taxonomic characteristics of endodontic pathogens and relate these to the spectra of various antibiotics.
- Make an informed choice of which antibiotic to use for oral infection.
- Decide when it is necessary to utilize antibiotic premedication in his or her practice.

**Staff Session 5**



Howard B. Fine



Roger R. Lacoste



William D. Powell



Charles L. Steffel

**Staff Sessions will be held at the Hilton New Orleans Riverside.**



## Saturday A.M., March 31

### Limited Attendance Sessions

Seating is limited.  
NO standing permitted.

#### President's Dinner Dance

### Mardi Gras Evening of Elegance



Many surprises are in store when you step into the middle of Mardi Gras at this elegant dinner dance. After the reception, follow the parade into a scrumptious meal and other special events. After dinner, dance the night away to the sounds of Jimmy Maxwell and his Orchestra, a staple of the New Orleans music scene for 20 years.

A cash bar will be available during the reception and dinner.

#### LAS 303 (Limited Attendance Session)

Room 356

9 - 10:15 a.m.

#### Toothache: Real or referred?

Bruce A. Merriam, D.D.S.,  
East Patchogue, N.Y.

Most toothaches referred for treatment are of odontogenic origin. There are times, however, when the toothache (pain) the patient is experiencing is coming from another source. This presentation focuses on pain removal mechanisms and diagnostic methods used to determine if the toothache is odontogenic or nonodontogenic. At conclusion, each participant should be able to:

- Understand mechanisms of pain referral.
- Identify somatic, neuropathic and psychogenic pain.
- Differentially diagnose odontogenic vs. nonodontogenic pain.

#### LAS 304 (Limited Attendance Session)

Room 342

9 - 10:15 a.m.

#### Efficient endodontic access: Rapid pulpotomy with a safe-ended diamond

Augustyne V. Hill, Jr., D.D.S., M.S.,  
Nashville, Tenn.

Participants will learn to describe the procedure and sequences of operations to start and complete access preparations in posterior teeth using a safe-ended diamond bar. At conclusion, each participant should be able to:

- Describe the major objectives of access preparations.
- Describe the procedure for the initial assessments of access openings in posterior teeth.
- Describe the sequence and burs used for the safe-ended diamond access opening technique.

#### LAS 305 (Limited Attendance Session)

Room 351

10:30 - 11:45 a.m.

#### Measuring endodontic outcomes from a database: What's behind the numbers?

Luis A. Chamorro, D.M.D., M.P.H.,  
Salem, Mass.  
Michael P. Lazarski, D.M.D., M.P.H.,  
Phoenix  
Robert R. White, D.M.D., Boston

Practice-based outcomes research is being used to examine treatment outcomes and appropriateness of care. In this presentation, two similar database studies of nonsurgical and surgical endodontics will be considered to demonstrate these research techniques. At conclusion, each participant should be able to:

- Understand and appreciate the philosophy and methodology behind this research.
- Recognize the strengths and weaknesses of these approaches.
- Appreciate the variables and their statistical implications.

#### LAS 306 (Limited Attendance Session)

Room 356

10:30 - 11:45 a.m.

#### Managing the acute emergency in a busy endodontic office

Brian M. Henry, D.M.D., M.S.,  
West Vancouver, B.C., and  
John G. Fraser, B.D.S., M.D.S.,  
Vancouver, B.C.

This session will walk practitioners through a technique that will enable them to rapidly and efficiently diagnose the source of the acute problem and then move to resolve the problem with minimal disruption to the daily routine. At conclusion, each participant should be able to:

- Know and understand the causes of the acute emergency.
- Describe the anatomy and anesthesia.
- Understand the technique of performing incision and drain with trephination (where appropriate).



## **LAS 307** (*Limited Attendance Session*) Rom 342

**10:30 - 11:45 a.m.**

### **New directions in restoring endodontically treated teeth through existing coronal restorations**

**Glenn A. Trautmann, D.M.D., M.S.,  
Dallas**

Learn to identify those materials most commonly used when restoring the access of teeth with full coverage crowns that have received a nonsurgical root canal treatment. Participants will also learn to identify which of those materials best prevents bacterial and dye leakage at the crown to material margin. At conclusion, each participant should be able to:

- Identify the new directions in which practitioners restore endodontically treated teeth through existing full coverage crowns.
- Describe the results obtained when exposing the previously identified materials to *in vitro* bacterial and dye models.
- Identify the importance of minimizing leakage at both the crown-tooth margin and crown-material margin when restoring endodontically treated teeth in full coverage crowns.

## **Awards Luncheon**

**La Nouvelle Ballroom  
(by ticket only)**

**Moderator: Louis E. Rossman, D.M.D.,  
Philadelphia**

**12:30 - 2:15 p.m.**

### **Louis I. Grossman Award**

**Richard E. Walton, D.M.D., M.S.,  
Iowa City, Iowa**

The Louis I. Grossman Award is given to an AAE member for cumulative publication of significant research studies which have made an extraordinary contribution to endodontology.

### **I.B. Bender Lifetime Educator Award** **Gerald W. Harrington, D.D.S., M.S.D., Seattle**

The recipient of this award embodies the qualities for which I.B. Bender is acknowledged. The award is given to an AAE Active or Life member who has been a full-time educator for at least 15 years and whose contributions to endodontics have demonstrated excellence through selfless commitment to full-time educational pursuits. It recognizes the recipient's valuable contributions that have instilled in his or her students a desire to pursue excellence in their careers.

### **Edward M. Osetek Educator Award** **André K. Mickel, D.D.S., M.S.D., Cleveland, Ohio**

This award is given to an Active AAE member with less than six years teaching experience for earning esteem and respect from students and faculty associates and for the impact on endodontics that former/current students have made.

### **Graduate Student Awards**

Awards for oral and research presentations and table clinics will also be presented.

## **General Assembly**

**Room 245**

**2:30 - 4 p.m.**

### **President's Reception and Dinner Dance - Hilton**

**Reception—Grand Ballroom foyer**

**6:30 - 7:30 p.m.**

**Dinner Dance—Grand Ballroom  
(by ticket only)**

**7:30 p.m. - 12 midnight**

### **Louis I. Grossman Award**



**Richard E.  
Walton**

### **I.B. Bender Lifetime Educator Award**



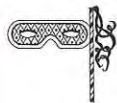
**Gerald W.  
Harrington**

### **Edward M. Osetek Educator Award**



**André K.  
Mickel**





## Sunday A.M., April 1

### Sunday Programs

#### Farewell Breakfast- Hilton

Versailles Ballroom

(by ticket only)

7:30 - 9 a.m.

#### Faculty Development

##### Seminar

Hilton - Melrose

(by invitation only)

Moderator: Gerald N. Glickman,  
D.D.S., M.S., Houston

8:30 a.m. - 1 p.m.

#### Mentoring: Helping others acquire a professional frame of mind

Paula O'Neill, Ed.D., Houston

This presentation will discuss the roles, activities and functions of a mentor; faculty career stages and the mentoring relationship; and methods of establishing mentoring programs. At conclusion, each participant should be able to:

- Discuss the benefits of mentoring and related characteristics of a good mentor.
- Describe activities involved in the mentoring relationship.
- Describe methods of evaluating the mentoring relationship.

Recipients of the Edward M. Osetek Educator Award who will join Dr. O'Neill to discuss their views on being a mentor and mentee include Drs. Eric M. Rivera, Asgeir Sigurdsson, David E. Witherspoon, Roberta Pileggi and André K. Mickel.

See you  
next year  
in  
Chicago!

### Future Annual Sessions

59<sup>th</sup> Annual Session - Chicago

April 10 - 14, 2002

60<sup>th</sup> Annual Session - Tampa, Florida

April 30 - May 4, 2003

61<sup>st</sup> Annual Session- Anaheim, California

May 5 - 9, 2004

## Past Presidents



*W. Clyde Davis .....	'43-44	I.B. Bender .....	'72-73
*Ralph F. Sommer .....	'44-45	Charles A. Scott Jr. ....	'73-74
*Robert G. Kesel .....	'45-46	Alfred L. Frank .....	'74-75
*E.G. Van Valey .....	'46-47	Robert A. Uchin .....	'75-76
*Maynard K. Hine .....	'47-48	Frank B. Trice .....	'76-77
*Louis I. Grossman .....	'48-49	George A. Zurkow .....	'77-78
*Elmer A. Jasper .....	'49-50	Harry Blechman .....	'78-79
*Raymond L. Girardot .....	'50-51	Paul E. Zeigler .....	'79-80
*George G. Sharp .....	'51-52	*Edward M. Osetek .....	'80-81
*F. Darl Ostrander .....	'52-53	Henry J. Van Hassel .....	'81-82
*Laurence A. Lucas .....	'53-54	Noah Chivian .....	'82-83
* N. Weir Burkman .....	'54-55	Donald E. Arens .....	'83-84
*Harry J. Healey .....	'55-56	Stephen F. Schwartz .....	'84-85
*John R. Pear .....	'56-57	Herbert Schilder .....	'85-86
*George C. Hare .....	'57-58	Michael A. Heuer .....	'86-87
George G. Stewart .....	'58-59	Charles J. Cunningham .....	'87-88
*J. Henry Kaiser .....	'59-60	Joseph D. Maggio .....	'88-89
*Paul P. Sherwood .....	'60-61	Gerald C. Dietz Sr. ....	'89-90
*Glenn R. Brooks .....	'61-62	James C. McGraw .....	'90-91
*Vincent B. Milas .....	'62-63	Joseph I. Tenca .....	'91-92
James H. Sherard Jr. ....	'63-64	Stuart B. Fountain .....	'92-93
Jacob B. Freedland .....	'64-65	Eric J. Hovland .....	'93-94
*Henry S. Schmidt .....	'65-66	Richard C. Burns .....	'94-95
John I. Ingle .....	'66-67	Philip W. Cohen .....	'95-96
Edwin C. Van Valey .....	'67-68	Jerome V. Pisano .....	'96-97
*Samuel S. Patterson .....	'68-69	Denis E. Simon III .....	'97-98
*Warren J. Hedman .....	'69-70	Carl W. Newton .....	'98-99
*John F. Bucher .....	'70-71	Harmon R. Katz .....	'99-00
Dudley H. Glick .....	'71-72		

\* Deceased



## AAE Foundation

### 2001

Wayne G. Bemis, Treasurer  
Noah Chivian, President  
Gerald C. Dietz Sr.

### 2002

Stanley J. Einbender  
James C. McGraw, Vice President  
Darrell W. Zenk

### 2003

John S. Olmsted  
Robert L. Reames, Secretary  
John D. West

### AAE Officers Serving as Trustees

James L. Gutmann, AAE President  
Jeffrey W. Hutter, AAE President-Elect  
Samuel O. Dorn, AAE Secretary  
Harmon R. Katz, AAE Immed. Past Pres.  
Irma S. Kudo, AAE Exec. Dir. (ex officio)



## American Board of Endodontics

### 2001

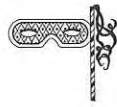
Gary R. Hartwell  
Marshall D. Peikoff, President  
H. Robert Steiman, Treasurer

### 2002

Paul J. Ashkenaz  
Charles J. Cunningham, Secretary  
Martin Trope

### 2003

Paul D. Eleazer  
Gerald N. Glickman  
Billie G. Jeansonne



## Award Recipients

### Edgar D. Coolidge Award

*Edgar D. Coolidge .....	'69
*Harry B. Johnston .....	'70
*Henry A. Bartels .....	'71
*Bertram L. Wolfsohn .....	'74
*Vincent B. Milas .....	'75
Worth B. Gregory .....	'78
Jacob B. Freedland .....	'80
Alfred L. Frank .....	'81
George G. Stewart .....	'82
*F. Darl Ostrander .....	'83
*Maynard K. Hine .....	'83
*George C. Hare .....	'84
*Irving J. Naidorf .....	'85
Harry Blechman .....	'86
I.B. Bender .....	'87
Dudley H. Glick .....	'88
*Samuel S. Patterson .....	'89
Robert A. Uchin .....	'90
Michael A. Heuer .....	'91
*Edward M. Osetek .....	'92
Harold Gerstein .....	'93
Henry J. Van Hassel .....	'93
Donald E. Arens .....	'94
*Harold A. Maxmen .....	'94
Herbert Schilder .....	'95
Stuart B. Fountain .....	'96
Joseph D. Maggio .....	'97
Gerald C. Dietz Sr. ....	'98
John I. Ingle .....	'99
James C. McGraw .....	'00

### Louis I. Grossman Award

*Louis I. Grossman .....	'73
*Birger Nygaard-Ostby .....	'76
I.B. Bender .....	'78
Samuel Seltzer .....	'80
Harold R. Stanley .....	'81
Kaare Langeland .....	'82
Henry J. Van Hassel .....	'84
*Melvin Goldman .....	'89
Syngcuk Kim .....	'90
Calvin D. Torneck .....	'91
Henry O. Trowbridge .....	'92
Mahmoud Torabinejad .....	'93
Herbert Schilder .....	'96
Geoffrey Heithersay .....	'00

### Ralph F. Sommer Award

Calvin D. Torneck .....	'84
Alfred L. Frank .....	'85
Mahmoud Torabinejad .....	'86
John I. Ingle .....	'87
Leif Tronstad .....	'90
Jens O. Andreasen .....	'91
I.B. Bender .....	'93
Samuel Seltzer .....	'93
Goran Sundqvist .....	'94
Gunnar Bergenholtz .....	'96

### Edward M. Osetek Educator Award

*Gordon D. Mattison .....	'95
Eric M. Rivera .....	'96
Asgeir Sigurdsson .....	'98
David E. Witherspoon .....	'99
Roberta Pileggi .....	'00

### Honorary Members

*Edgar D. Coolidge .....	'48
*W. Clyde Davis .....	'48
*Bernhard Gottlieb .....	'48
*Edward S. Hatton .....	'49
*Walter Hess .....	'49
*Hermann Prinz .....	'49
*Francisco Pucci .....	'49
*Sir E. Wilfred Fish .....	'56
*Birger Nygaard-Ostby .....	'58
Mary Crowley .....	'66
*Ralph F. Sommer .....	'67
Harold R. Stanley .....	'68
*Maynard K. Hine .....	'69
*Maury Massler .....	'71
*Louis I. Grossman .....	'73
*Oscar A. Maisto .....	'79
Henry O. Trowbridge .....	'86
David H. Pashley .....	'92
Irma S. Kudo .....	'94
Frank N. Lentine .....	'94
Michel Maillefer .....	'94
Margaret R. Byers .....	'99

### President's Award

Peter A. Paesani .....	'97
------------------------	-----

\*Deceased

## Board and Committee Meetings



Board and committee meetings will be at the Hilton.  
**Monday, March 26**

**AAE Board of Directors Meeting**  
 8 a.m. - 5 p.m. .... Elmwood  
**ABE Board of Directors Meeting**  
 7:30 a.m. - 6 p.m. .... Trafalgar

**Tuesday, March 27**

**AAE Foundation Board of Trustees Meeting**  
 9 a.m. - 4:30 p.m. .... Belle Chasse  
**Ad Hoc Committee on Endodontic Software**  
 9 a.m. - 4:30 p.m. .... Grand Salon C, Section 16  
**Ad Hoc Committee on Endodontic Workforce Assessment**  
 9 a.m. - 4 p.m. .... Grand Salon C, Section 18  
**Continuing Education Committee**  
 12 noon - 3 p.m. .... Grand Salon D, Section 19  
**Dental Benefits Committee**  
 1 - 5 p.m. .... Grand Salon D, Section 21  
**Internet CE Taskforce**  
 8 - 11 a.m. .... Grand Salon C, Section 15

**Wednesday, March 28**

**EBE Reviewer Training**  
 8 a.m. - 5 p.m. .... Melrose  
**Honors and Awards**  
 9 a.m. - 12 Noon .... Cambridge

**Friday, March 30**

**Ad Hoc Committee on Oral Disease, Endodontic Treatment and Systemic Health**  
 7:30 - 8:30 a.m. .... Elmwood

**Friday, continued**

**Clinical Practice Committee**  
 7:30 - 8:30 a.m. .... Cambridge  
**Constitution and Bylaws Committee**  
 7:30 - 8:30 a.m. .... Newberry  
**Editorial Board**  
 7:30 - 8:30 a.m. .... Oak Alley  
**Educational Affairs Committee**  
 7:30 - 8:30 a.m. .... Jasperwood  
**Endodontic Educator Fellowship Awards**  
 7:30 - 8:30 a.m. .... Trafalgar  
**Governmental Affairs and Federal Dental Health Services**  
 7:30 - 8:30 a.m. .... Magnolia  
**Membership Insurance Committee**  
 7:30 - 8:30 a.m. .... Ascot  
**Membership Services Committee**  
 7:30 - 8:30 a.m. .... Norwich  
**Professional Standards, Peer Review and Ethics Committee**  
 7:30 - 8:30 a.m. .... Belle Chasse  
**Public and Professional Affairs Committee**  
 7:30 - 8:30 a.m. .... Durham  
**Research and Scientific Affairs Committee**  
 7:30 - 8:30 a.m. .... Rosedown

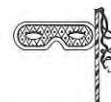
**Saturday, March 31**

**Past Presidents' Breakfast**  
 7:30 - 8:30 a.m. .... Elmwood

**Sunday, April 1**

**AAE Board of Directors Meeting**  
 8 a.m. - 3 p.m. .... Elmwood

## AAE Alliance



All events will be held in the AAE Hospitality Room, located in the Windsor Room at the Hilton except for the Silent Auction and ticketed activities.

### AAE Alliance Officers

#### President

Beverly Paulk (Glenn)

#### President-Elect

Rebecca Funderburk (David)

#### Secretary

Martha Hunter (Schuyler)

#### Treasurer

Robin Mann (Sheldon)

#### Parliamentarian

Mary Kondo (Gary)

\*Ticket purchase required.

#### Wednesday

6:30 - 8 p.m.

\*Fourth Annual Silent Auction to benefit the AAE Foundation at the Wednesday Welcome Reception

#### Thursday

8 - 10 a.m.

\*AAE Opening Session Breakfast

10:45 a.m. - 2:15 p.m.

\*New Orleans School of Cooking  
 This tour will be held at the New Orleans School of Cooking, located in the French Quarter. (*Required advance registration.*)

#### Friday

7 - 8:30 a.m.

Board of Directors Meeting

8:15 - 10:30 a.m.

Continental breakfast

Open to registered Alliance members (spouses and companions)

8:30 - 9:30 a.m.

General Membership Meeting  
 Special features of New Orleans

12 noon - 1:45 p.m.

\*AAE Edgar D. Coolidge Luncheon  
 Presentation of Alliance check to AAE Foundation

#### Saturday

7 - 8:30 a.m.

New Board of Directors Meeting

8:15 - 10:30 a.m.

Continental breakfast

Open to registered Alliance members (spouses and companions)



## Alumni, Affiliates and Other Functions

All functions will be held at the Hilton unless otherwise noted.

### Tuesday, March 27

**Treloar & Heisel Reception (by invitation only)**  
6:30 - 8 p.m. .... Melrose

### Wednesday, March 28

**Alpha Omega International Dental Fraternity Dinner**  
8 - 10 p.m. .... Kabby's Restaurant  
**College of Diplomates Board Meeting**  
3:30 - 6:30 p.m. .... Jasperwood  
**University of Detroit Mercy Alumni Dinner**  
9 - 11 p.m. .... Rosedown  
**U.S. Army Association of Endodontists Business Meeting**  
4:30 - 6 p.m. .... Belle Chasse

### Thursday, March 29

**Christian Endodontic Society Reception**  
5 - 6 p.m. .... Eglinton Winton  
**College of Diplomates Annual Business Meeting**  
1:45 - 2:15 p.m. .... La Nouvelle Ballroom, Conv. Ctr.  
**Endodontic Standards Subcommittee Meeting**  
2 - 4 p.m. .... Newberry  
**Harry J. Healey Endodontic Study Club Reception**  
6:30 - 8 p.m. .... Jasperwood  
**IFEA Reception (by invitation only)**  
6 - 7:30 p.m. .... Belle Chasse  
**Florida Association of Endodontists Business Meeting**  
4:30 - 6:30 p.m. .... Ascot  
**Loma Linda University Endodontic Alumni Reception**  
6:30 - 8:30 p.m. .... Prince of Wales  
**MCV/VCU Endodontic Alumni Association Reception**  
5:30 - 7 p.m. .... Grand Salon C, Section 18  
**Michigan Association of Endodontists Reception**  
6:30 - 8 p.m. .... Melrose  
**Nova Southeastern University Reception**  
6:30 - 8:30 p.m. .... Grand Salon D, Section 21  
**OHSU Endodontic Alumni Reception**  
6:30 - 8 p.m. .... Rosedown  
**Tarheel Endodontic Association Meeting**  
5 - 6 p.m. .... Grand Salon C, Section 16  
**Temple University School of Dentistry Alumni Association**  
6:30 - 8 p.m. .... Grand Salon D, Section 24  
**Tufts University Endodontic Alumni Reception**  
6 - 8 p.m. .... Versailles Ballroom  
**UNC Endodontic Alumni Reception**  
6 - 7:30 p.m. .... Grand Salon C, Section 16  
**University of Illinois Endodontic Alumni Dinner**  
6 - 9 p.m. .... Elmwood  
**University of Louisville Endo Alumni Reception**  
7 - 9 p.m. .... Grand Salon D, Section 22  
**University of Maryland Dental School Reception**  
6:30 - 8:30 p.m. .... Grand Salon D, Section 19

**University of Pennsylvania Endodontic Department Reception**  
6 - 7:30 p.m. .... Magnolia  
**University of Pittsburgh School of Dental Medicine**  
6 - 8 p.m. .... Bridge, Riverside Building  
**University of Texas - Houston Endodontic Alumni Reception**  
6:30 - 8:30 p.m. .... Newberry  
**University of Texas - San Antonio Endodontic Alumni Reception**  
6 - 7:30 p.m. .... Grand Salon C, Section 15  
**U.S. Navy Association of Endodontists Reception**  
6 - 7:30 p.m. .... Oak Alley  
**West Virginia University Alumni Association Meeting**  
5:30 - 6:30 p.m. .... Cambridge

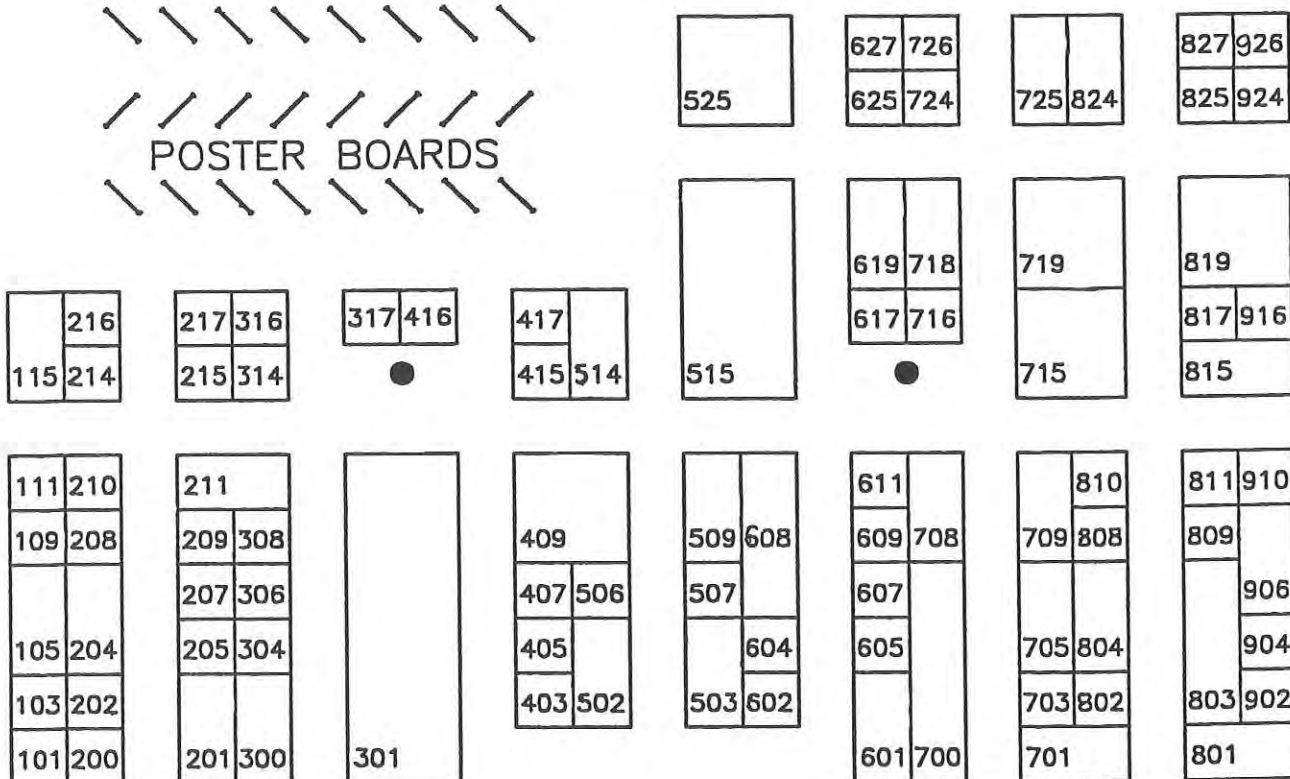

### Friday, March 30

**Albert Einstein Endodontic Alumni Society Reception**  
6:30 - 7:30 p.m. .... Magnolia  
**Boston University Endodontic Alumni Association Dinner**  
7 - 11 p.m. .... Versailles Ballroom  
**Iowa Endodontic Reception**  
6 - 8 p.m. .... Belle Chasse  
**New York University Endodontic Alumni Association Reception**  
6 - 8 p.m. .... Elmwood  
**Oklahoma Association of Endodontists Breakfast Meeting**  
7 - 8:30 a.m. .... Eglinton Winton  
**OOO Journal; Endodontic Section Editorial Board Breakfast Meeting**  
7 - 8:30 a.m. .... Prince of Wales  
**UCONN Alumni Endodontic Association Reception**  
6 - 8 p.m. .... Melrose  
**University of Washington Alumni Reception**  
6:30 - 8:30 p.m. .... Rosedown

### Saturday, March 31

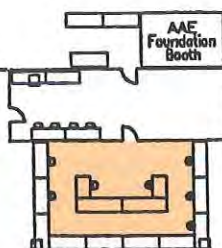
**Air Force Affiliate Association Breakfast Meeting**  
7 - 8:30 a.m. .... Newberry  
**Boston University Endodontic Alumni Association Breakfast Meeting**  
7 - 8:30 a.m. .... Prince of Wales  
**Society for Apical Excellence Breakfast Meeting**  
7 - 8:30 a.m. .... Eglinton Winton  
**University of Michigan Endodontic Alumni Breakfast Meeting**  
7 - 8:30 a.m. .... Ascot  
**University of Southern California, Department of Endodontics Breakfast Meeting**  
7 - 8:30 a.m. .... Belle Chasse  
**U.S. Navy Association of Endodontists Breakfast Meeting**  
7 - 8:30 a.m. .... Magnolia

## Ground Floor, Hall E, Convention Center (Exhibits, AAE Registration and Information Center)



ENTRANCE

ENTRANCE



ENTRANCE

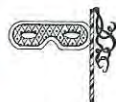


## Exhibitors

### Exhibitors as of 2/1/01

- 703 A. Titan Instruments  
P.O. Box 339  
Jamison, PA 18929
- 301 Analytic Endodontics  
1717 W. Collins Ave.  
Orange, CA 92867
- 314 Aseptico, Inc.  
8333 216th St. SE  
Woodinville, WA 98072
- 803 ASI Medical, Inc.  
14550 Easter Ave., Ste. 700  
Englewood, CO 80112
- 611 Astra Zeneca  
50 Otis St.  
Westborough, MA 01581
- 509 Becker-Parkin Dental Supply  
Company, Inc  
1700 N. W. 65th Ave., Ste. 3  
Plantation, FL 33313
- 306 Bisco Dental Products  
1100 West Irving Park Rd.  
Schaumburg, IL 60193
- 708 Brasseler USA  
1 Brasseler Blvd.  
Savannah, GA 31419
- 502 Carl Zeiss, Inc.  
& 503 One Zeiss Drive  
Thornwood, NY 10594
- 202 Centrix, Inc.  
770 River Rd.  
Shelton, CT 06484
- 809 CeraMed Dental, LLC  
12860 W. Cedar Dr.  
Lakewood, CO 80228
- 200 Chige, R. Inc.  
4531 N. Dixie Hwy.  
Boca Raton, FL 33431
- 316 Coltene/Whaledent  
750 Corporate Dr.  
Mahwah, NJ 07430
- 827 Dent Corp  
7-11 S. Broadway  
White Plains, NY 10601
- 817 Dental Medical Diagnostic  
Systems, Inc.  
6416 Variel Ave.  
Woodland Hills, CA 91367
- 707 Dentrax Dental Systems  
727 E. Utah Valley Dr., Ste. 500  
American Fork, UT 84003
- 607 DENTSPLY Gendex  
901 W. Oakton  
Des Plaines, IL 60018
- 700 DENTSPLY Tulsa  
5001 E. 68th St., 5th Flr.  
Tulsa, OK 74136
- 605 DENTSPLY Rinn  
1212 Abbott Dr.  
Elgin, IL 60123
- 609 DENTSPLY SoftDent  
311 International Circle  
Hunt Valley, MD 21030
- 601 DENTSPLY Maillefer  
5001 East 68th St., 5th Flr.  
Tulsa, OK 74136
- 514 Designs For Vision, Inc.  
760 Koehler Ave.  
Ronkonkoma, NY 11779
- 719 DEXIS Digital X-Ray  
4117 El Camino Real  
Palo Alto, CA 94306
- 604 DiaDent  
11-3871 N. Fraser Way  
Burnaby, BC V5J 5G6
- 525 Discus Dental Software  
8550 Higuera St.  
Culver City, CA 90232
- 208 Doctors Insurance Reciprocal  
4510 Cox Rd., Ste. 400  
Glen Allen, VA 23060
- 810 Ellman International  
1135 Railroad Ave.  
Hewlett, NY 11557
- 210 Endo Technic  
P.O. Box 600341  
San Diego, CA 92160
- 201 Endoco, Inc.  
5180 Park Ave.  
Memphis, TN 38119
- 808 Endodontic Practice Journal  
524 Watford Way, Mill Hill  
London, ENGLAND NW7 4SY
- 910 Endure Medical Inc.  
1490 Ventura Dr.  
Cumming, GA 30040
- 515 Global Surgical Corporation  
3610 Tree Court Industrial Blvd.  
St. Louis, MO 63122
- 718 Hartzell and Son, G.  
2372 Stanwell Circle  
P.O. Box 5988  
Concord, CA 94520
- 205 Health Science Products, Inc.  
1000 11th Ct. W.  
Birmingham, AL 35204
- 716 HealthFirst Corporation  
22316 70th Ave. W., Unit A  
Mountlake Terrace, WA 98043
- 602 Heraeus Kulzer, Inc.  
4315 S. Lafayette Blvd.  
South Bend, IN 46614
- 926 HPSC Inc.  
60 State St., 35th Flr.  
Boston, MA 02109
- 701 Hu-Friedy Mfg. Co. Inc.  
3232 N. Rockwell St.  
Chicago, IL 60618
- 815 J. Morita USA, Inc.  
9 Mason  
Irvine, CA 92618
- 409 JEDMED  
5416 JEDMED Court  
St. Louis, MO 63129-2217
- 726 Jordco, Inc.  
595 N.W. 167th Ave.  
Beaverton, OR 97006
- 109 JS Dental Manufacturing Inc.  
196 N. Salem Rd.  
Ridgefield, CT 06877
- 625 KaVo America Corp.  
340 East Main St.  
Lake Zurich, IL 60047
- 211 Kerr Corporation  
1717 W. Collins Ave.  
Orange, CA 92867
- 811 Kilgore International, Inc.  
36 W. Pearl St.  
Coldwater, MI 49036
- 105 Leica Microsystems Inc.  
3362 Walden Ave.  
Depew, NY 14043
- 705 Levin Group  
10 New Plant Court  
Owings Mills, MD 21117
- 724 Lexi-Comp Inc.  
1100 Terex Rd.  
Hudson, OH 44236
- 619 Lightspeed Technology Inc.  
15600 San Pedro, Ste. 304  
San Antonio, TX 78232
- 417 Lippincott Williams & Wilkins  
530 Walnut St.  
Philadelphia, PA 19106

# Exhibitors



- |     |   |     |   |     |   |
|-----|---|-----|---|-----|---|
| 804 | Marine Polymer Technologies, Inc.<br>107 Water St.<br>Danvers, MA 01923                             | 317 | Premier Dental Products Company<br>3600 Horizon Dr.<br>King of Prussia, PA 19406                            | 416 | TREXTrophy Dental Company<br>37 Apple Ridge Rd.<br>Danbury, CT 06810  |
| 403 | Medidenta International, Inc.<br>39-23 62nd St.<br>Woodside, NY 11377                               | 304 | Quality Aspirators<br>P.O. Box 382120<br>Duncanville, TX 75138  | 725 | Ultradent Products, Inc.<br>505 West 10200 South<br>South Jordan, UT 84095                                  |
| 103 | Meta Dental Co.<br>41-19 77th St.<br>Elmhurst, NY 11373   | 111 | Quintessence Publishing Co., Inc.<br>551 N. Kimberly Dr.<br>Carol Stream, IL 60188                          | 204 | Vista Dental Products<br>2200 Northwestern Ave.<br>Racine, WI 53404   |
| 507 | Metalift Crown and Bridge<br>Removal System<br>7855 Jefferson Hwy., Ste. C<br>Baton Rouge, LA 70809 | 824 | RGP Dental<br>22 Burnside St.<br>Bristol, RI 02809  | 207 | XELAN, The Economic Association<br>of Health Professionals<br>401 W. A Street, #2210<br>San Diego, CA 92101 |
| 308 | Microsurgery Instruments, Inc.<br>P. O. Box 1378<br>Bellaire, TX 77402                              | 617 | Roydent Dental Products, Inc.<br>1010 W. Hamlin Rd.<br>Rochester Hills, MI 48309                            |     |   |
| 627 | Milestone Scientific<br>151 S. Pfingsten Rd., Unit D<br>Deerfield, IL 60015                         | 606 | SATELEC INC.<br>1236 Brace Rd., Bldg. B<br>Cherry Hill, NJ 08034  |     |   |
| 801 | Möller Microsurgical<br>5500 Courseview Dr.<br>Mason, OH 45040                                      | 101 | Schwed Co. Inc.<br>124-02 Metropolitan Ave.<br>Kew Gardens, NY 11415-2712                                   |     |   |
| 300 | Moyco Union Broach/Thompson<br>200 Commerce Dr.<br>Montgomeryville, PA 18936                        | 709 | Seiler Instrument Company<br>170 E. Kirkham Ave.<br>St. Louis, MO 63119                                     |     |   |
| 415 | Nephron Dental Supply<br>321 E. 25th St.<br>Tacoma, WA 98421  | 825 | Septodont, Inc.<br>245-C Quigley Blvd.<br>New Castle, DE 19720  |     |   |
| 715 | Obtura/Spartan<br>1663 Fenton Business Park Court<br>Fenton, MO 63026                               | 819 | sitca, inc.<br>4370 Varsity Dr.<br>Ann Arbor, MI 48108  |     |   |
| 215 | Orascoptic Research<br>5225-3 Verona Rd.<br>Madison, WI 53711                                       | 216 | SS White Burs, Inc.<br>1145 Towbin Ave.<br>Lakewood, NJ 08701   |     |   |
| 405 | Osada, Inc.<br>8436 W. Third St., Ste. 695<br>Los Angeles, CA 90048                                 | 904 | Karl Storz Endoscopy—<br>America, Inc.<br>600 Corporate Pointe<br>Culver City, CA 90230-7600                |     |   |
| 906 | Patterson Dental Supply, Inc./Schick<br>1031 Mendota Heights Rd.<br>St. Paul, MN 55120              | 217 | Sullivan-Schein Dental<br>10920 W. Lincoln Ave.<br>West Allis, WI 53227                                     |     |   |
| 115 | PBHS<br>52 Mission Circle, Ste. 210<br>Santa Rosa, CA 95409   | 407 | SurgiTel/General Scientific<br>77 Enterprise Dr.<br>Ann Arbor, MI 48103                                     |     |   |
| 506 | PBS Endo<br>16405 Chitina Court<br>Cedar Park, TX 78613   | 802 | Tel-A-Patient, Inc.<br>151 Kalmus Dr., Ste. K1<br>Costa Mesa, CA 92626                                      |     |   |
| 902 | Planmeca, Inc.<br>1250 Greenbriar Ave., Suite A<br>Addison, IL 60101                                |     | Registration Area<br>Treloar & Heisel, Inc.<br>3132 Wilmington Rd.<br>P.O. Box 5168<br>New Castle, PA 16105 |     |   |

**The Technical  
Exhibition will be  
located in Exhibit  
Hall E of the  
Convention  
Center.**

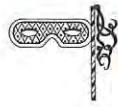
## Exhibit Hours

**Thursday  
10 a.m. – 5 p.m.**

**Friday  
8 a.m. – 5 p.m.**

**Saturday  
8 a.m. – 1 p.m.**





# Participants

## A

Adamian, Sevak .....	27
Adu-Sarkodie, Heather A. ....	24
Alexander, Roger E. ....	13
Al Fouzan, Khalid S. ....	28
Alibrandi, Pasquale .....	17
Amir, Faisal A. ....	18
Anderson, Lisa M. ....	32
Andreasen, Jens O. ....	13, 39
Ang, Leslie C. H. ....	12
Arens, Donald E. ....	22, 37
Arias, Sara E. ....	16
Arnoux, Jean-Pierre .....	22, 36
Ashkenaz, Paul J. ....	10
Avellaneda, Patricia G. ....	16

## B

Bae, Kwang-Shik .....	16
Bahcall, James K. ....	25
Baik, James W. ....	27
Bakland, Leif .....	10
Baldassari-Cruz, Lynne A. ....	17
Balto, Khalid A. ....	18
Barbakow, Fred .....	28
Barnett, Frederic .....	16
Barton, Daniel J. ....	34
Baumgarten, Harold .....	21, 36
Baumgartner, J. Craig .....	12
Becker, Daniel E. ....	29
Behnia, Ali .....	34
Bidgoli, Rashin T. ....	34
Bond, Michael S. ....	2
Boone, Kenneth J. ....	32
Borelli, Paolo .....	17
Borer, Robert E. ....	16
Bowles, Walter R. ....	12
Briseño, Benjamin M. ....	17
Brody, Jane .....	9
Brown, Daniel A. ....	34
Bruchmiller, Tod T. ....	11
Bryson, Edwin C. ....	18
Burns, John .....	26
Buttke, Thomas M. ....	32
Byrne, B. Ellen .....	12

## C

Caicedo, Ricardo .....	16
Camp, Mark A. ....	34
Cancellier, Peter D. ....	23
Card, Steven J. ....	32
Cecchini, Silvia .....	27
Chamorro, Luis A. ....	38
Chan, Susan .....	17
Chang, Seok-Woo .....	28
Chogle, Sami M. ....	34
Ciesielski, Karina J. ....	34
Claffey, David E., IV .....	18
Clark, Stephen J. ....	12
Clark-Holke, Deborah .....	34

Cohen, Stephen .....	14, 21
Cope, Joy W. ....	34
Corns, Robert .....	34
Crossley, Harold .....	12
Coury, Kirk .....	23
Cunningham, Charles J. ....	10, 27

## D

Dahl, Eva C. ....	13
Deitch, Alexander K. ....	11
Diton, Eric A. ....	20, 30
Doherty, Hugh F. ....	22
Dolle, Karen .....	23
Dominici, John T. ....	32
Dumsha, Thom C. ....	29

## E

Edwards, Kevin R. ....	34
Elbahr, Wahid M. ....	16
Elbaum, Gayle B. ....	20
Eleazer, Paul D. ....	10
Elfenbein, Leslie R. ....	24
Er, Heejun K. ....	34
Erakin, Cagatay .....	8

## F

Fachin, Elaine F. ....	28
Fadavi, Farnaz .....	33
Fang, Denny .....	33
Fayad, Mohamed I. ....	27
Fine, Howard B. ....	37
Fouad, Ashraf F. ....	30
Francavilla, Deborah .....	23
Fraser, John G. ....	38
Fried, Irving .....	9, 14
Friedman, Shimon .....	6

## G

Gambarini, Gianluca .....	32
Garcia, Raul .....	21
Gillen, Thomas J. ....	8
Gimbel, Marc P. ....	15, 30
Glickman, Gerald N. ....	10, 25, 29, 40
Goldstein, Shepard S. ....	6
Gomes, Brenda P.F.A. ....	16
Gomes-Filho, Joao Eduardo .....	16
Gondim, Eudes, Jr. ....	16
Gonzalez, Alvaro F. ....	34
Goodis, Harold E. ....	29
Goodman, Fredric .....	20, 30, 36
Grosko, Mark L. ....	33
Guess, Garrett .....	11
Gutmann, James L. ....	1, 8, 13

## H

Haas, Manor .....	35
Hachmeister, Darlene R. ....	11
Hall, Jeannette Pena .....	35
Hargreaves, Kenneth M. ....	17

Harrington, Gerald W. ....	39
Hartwell, Gary R. ....	10
Hayashi, Mikako .....	17
Hecker, Hanjo .....	18
Henry, Brian M. ....	38
Hill Jr, Augustyne V. ....	38
Hoch, Sue .....	35
Hosoya, Noriyasu .....	16
Huang, George T. J. ....	16
Hubble, Timothy S. ....	33
Hugh, Christopher L. ....	35
Hutter, Jeffrey W. ....	21

## I

Imura, Noboru .....	16
Iqbal, Mian K. ....	31

## J

Jacobson, Jay, III. ....	33
Jeansonne, Billie G. ....	10, 25
Jiang, Jin .....	33
Johnson, Bradford R. ....	24
Johnson, William T. ....	6, 12
Jostes, James L. ....	17

## K

Keiser, Karl .....	11, 36
Keila, Senia .....	19
Kenee, David M. ....	35
Kim, Sung-Kyo .....	28
Kim, Yong-Beom .....	16
Kravietz, Mark .....	20, 30

## L

Lacoste, Roger R. ....	37
Lazarski, Michael P. ....	38
Lee, WooCheol .....	17
Levitan, Marc E. ....	8
Liewehr, Frederick R. ....	37
Lin, Yu-Heng .....	27
Loftus, Daniel R. ....	35
Lombardo, Dana A. ....	18
Lovdahl, Paul E. ....	13
Loxley, Emine .....	11
Luebke, Neill H. ....	13
Lynne, Richard .....	18

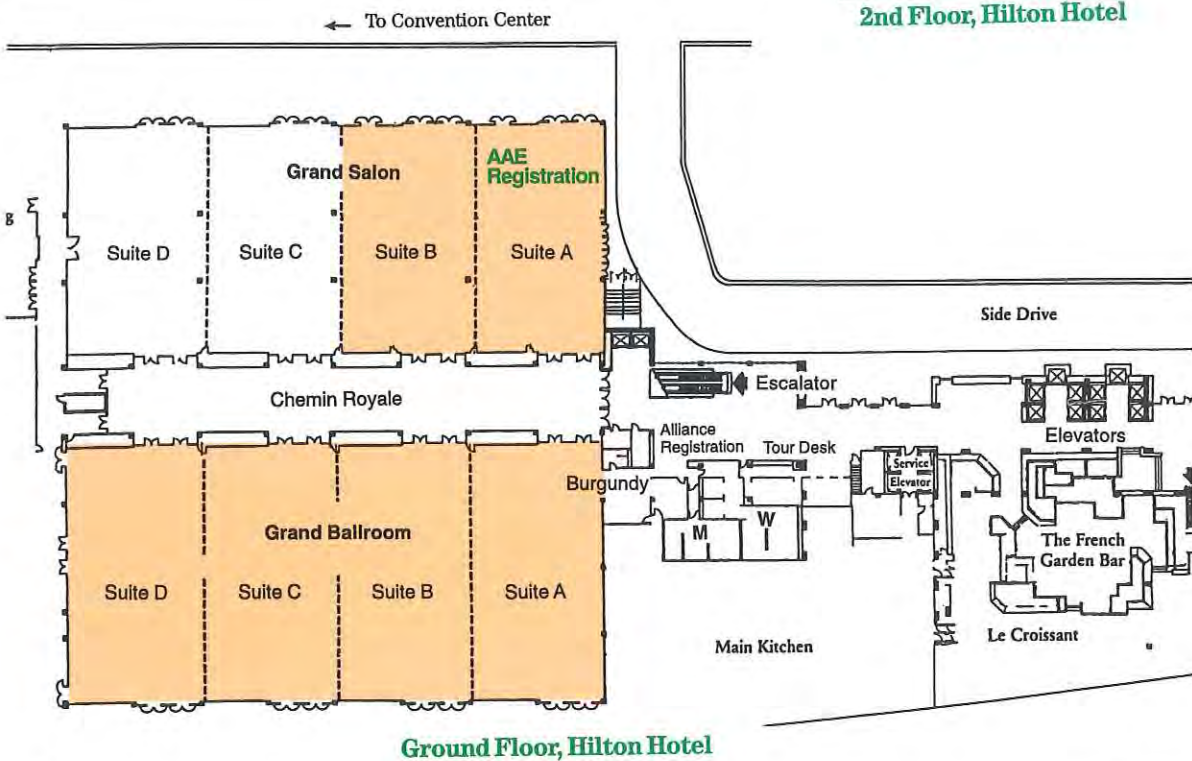
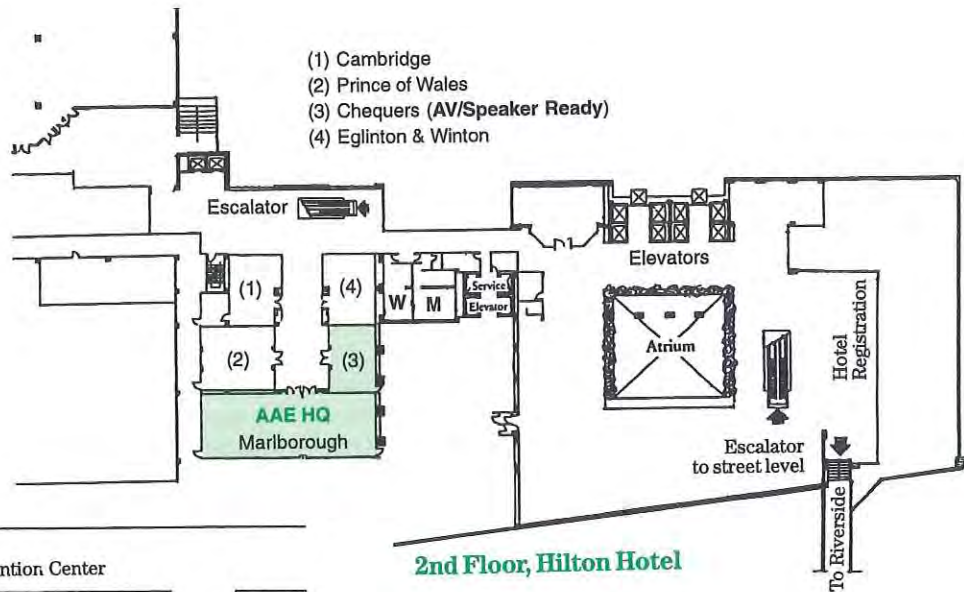
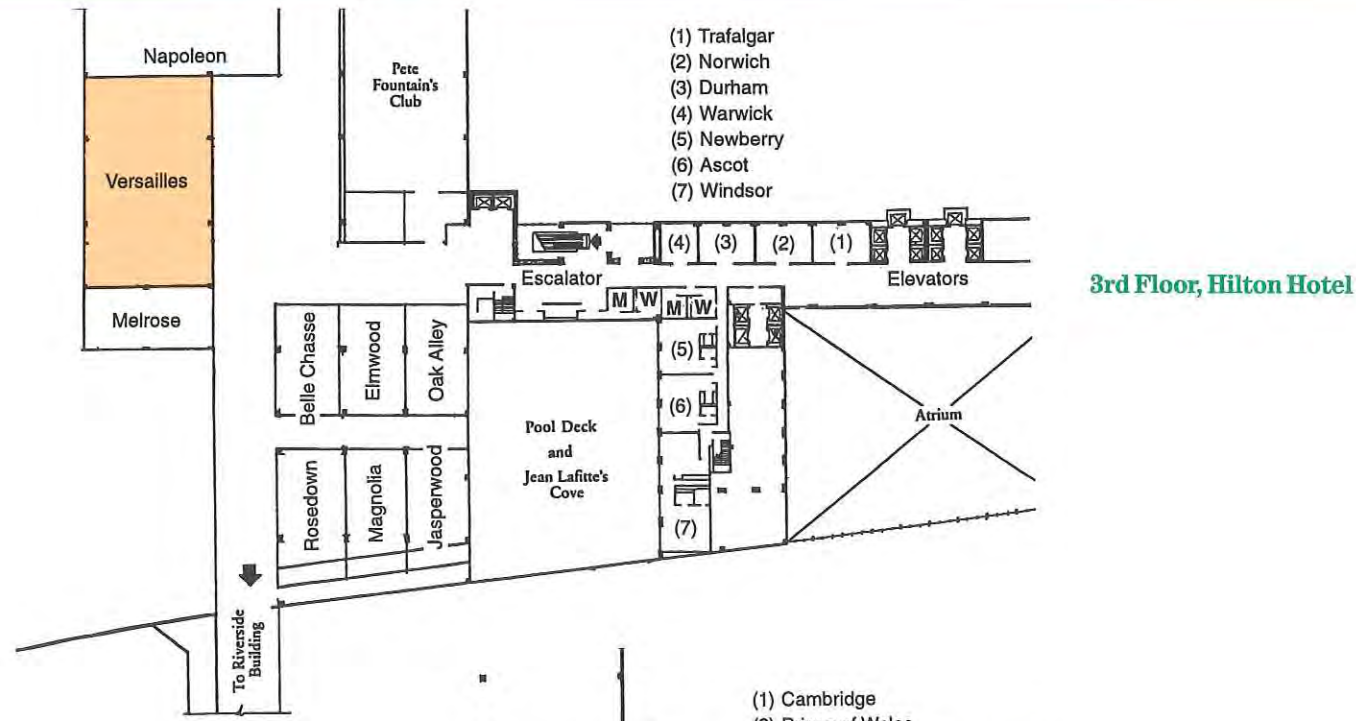
## M

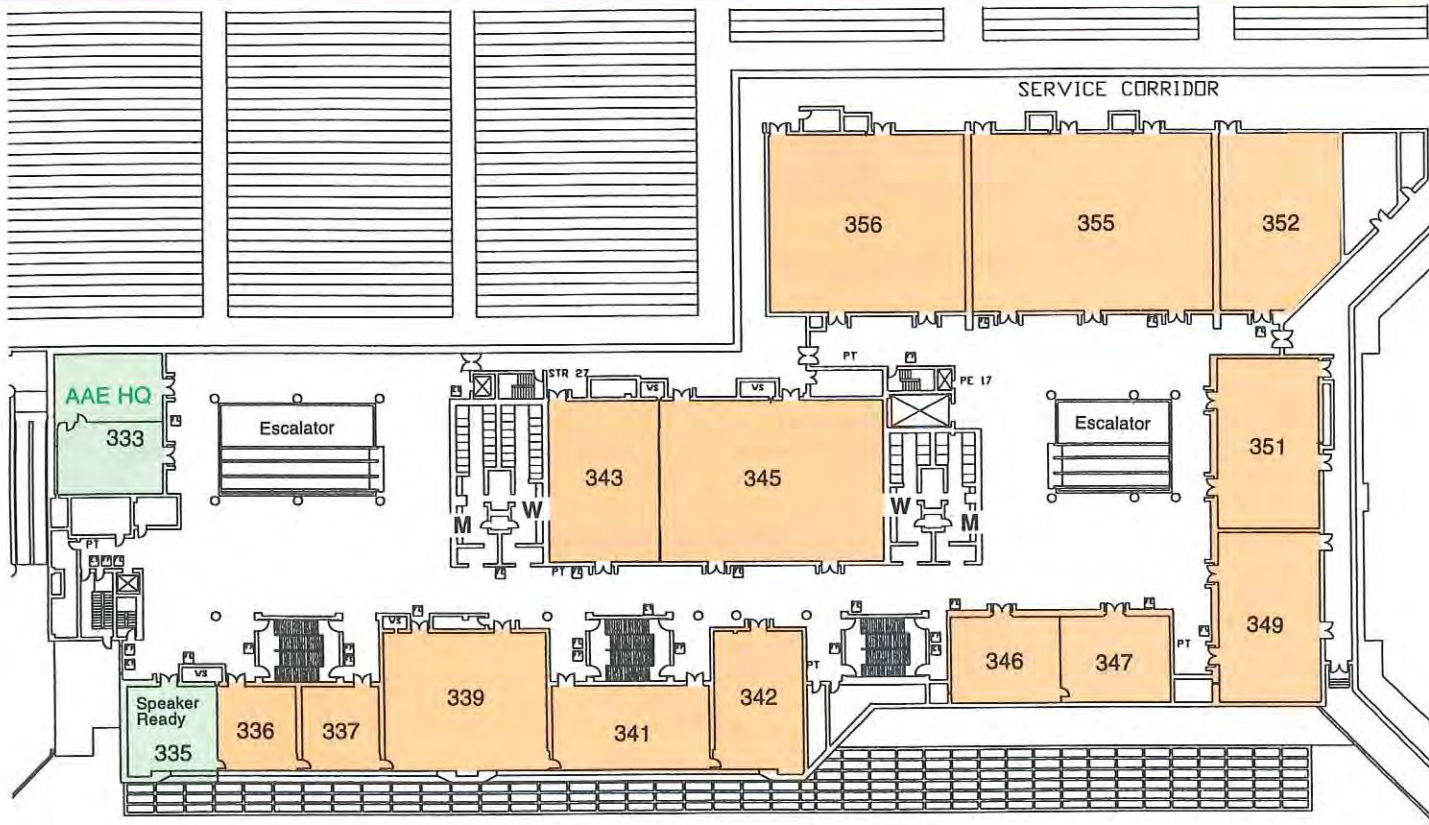
Madison, Sandra .....	29
Maggio, Joseph D. ....	21
Martin, Kevin A. ....	35
Martin, Margaret J. ....	35
Mavec, Joseph C. ....	35
McDougal, Roger A. ....	33
McNally, Kathleen .....	33
Medioni, Etienne .....	19
Mehta, Chetan K. ....	33
Menhinick, Kim A. ....	34
Merriam, Bruce A. ....	38

# Participants

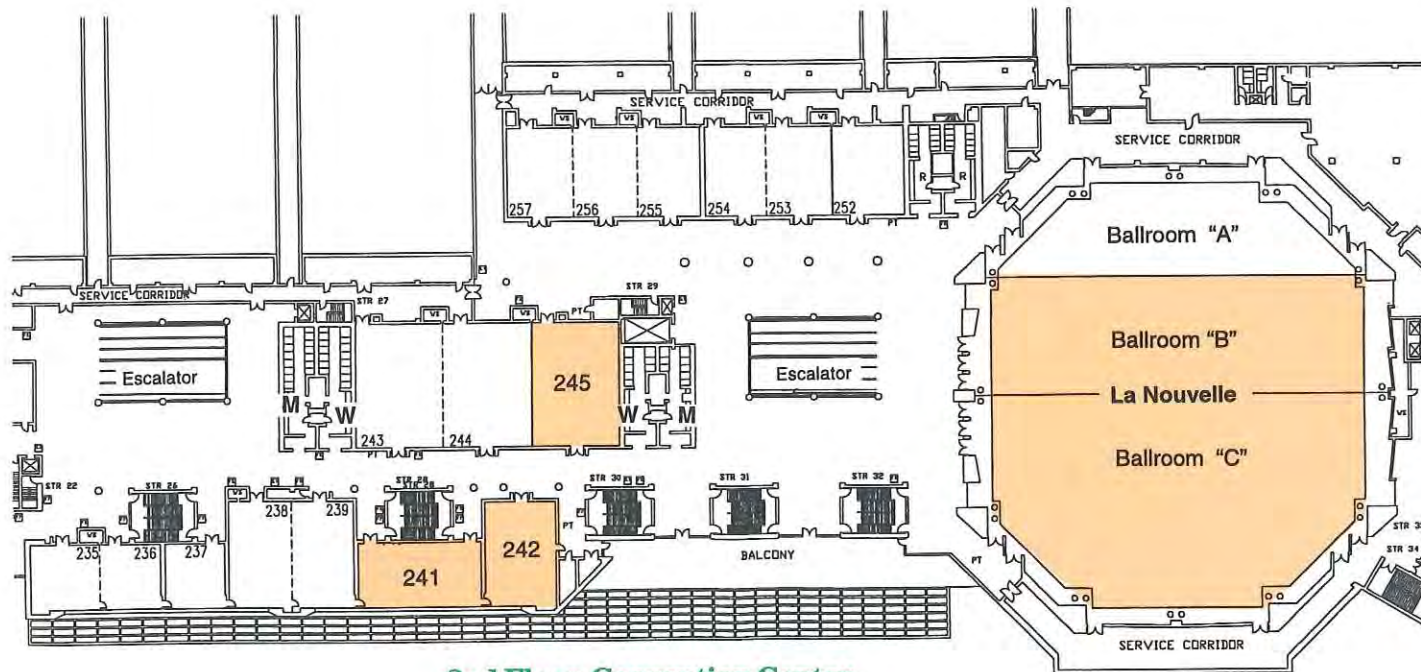


Michaelson, Philip L. ....	8	Rosenberg, David B. ....	9	Trautmann, Glenn A. ....	39
Mickel, André K. ....	39, 40	Rosenberg, Paul A. ....	14	Trope, Martin ..... 10, 29, 41	
Miller, Neil T. ....	33	Rosenthal, Sidney ..... 27		Tyler, Judy ..... 23	
Miller, Stuart O. ....	35	Roumani, Yaser ..... 33			
Mitrut, Cezary M. ....	35	Ross, Christopher K. ....	35	<b>U</b>	
Mohammed, Mohammed N. ....	35	Rossmann, Louis E. ....	39	Urbanczyk, Richard F. ....	35
Moiseiwitsch, Julian R. D. ....	16	Rubin, Richard L. ....	8		
Montalvo, Alejandra ..... 17		Rubinstein, Richard A. ....	12	<b>V</b>	
Morgan, Jr., William K. ....	35	Rudd, Andrew L. ....	33	Vanek, Paul M. .... 20	
Morris, Mitzi ..... 12				Vaziri, Peyman ..... 27	
Munce, C. John ..... 19		<b>S</b>			
Murashima, Yuko ..... 17		Safavi, Kamran ..... 25		<b>W</b>	
<b>N</b>		Salinas, Nora L. .... 23		Wahab, Neveen ..... 36	
Nakamura, Hiroshi ..... 17		Satchell, Paul G. .... 35		Walker, William A., III. .... 25	
Nguyen, Tuan ..... 27		Saunders, William P. .... 9		Wallace, James ..... 16	
Nguyen, Tuong Nguyen ..... 33		Schaeffer, Michelle A. .... 11		Walton, Richard E. .... 28, 39	
Nielsen, Christen J. .... 19		Schindler, William G. .... 27		Wateska, Joseph A. .... 34	
<b>O</b>		Schnoor, Zachary P. .... 35		Webb, Terry D. .... 35	
Odabashian, Nishan ..... 27		Schöenenberger, Kathrin A. .... 19		Weeks, Stephen M. .... 26	
O'Neill, Paula ..... 40		Schroeder, Kyle P. .... 33		Weldon, Jerry K., Jr. .... 11	
Ouyang, Hongjiao ..... 18		Shabahang, Shahrokh ..... 12, 28		Wells, John D. .... 27	
<b>P</b>		Sharma, Priya ..... 33		West, John D. .... 22	
Parry, Sigrid S. .... 18		Sheaffer, J. Chris ..... 33		Westwood, Damon ..... 11	
Pearson, Robert M. .... 8		Sheats, Jimmy B. .... 14		White, Shane N. .... 12	
Peikoff, Marshall D. .... 10		Sherwood-Young, Tina ..... 26		White, Robert R. .... 28, 38	
Perez, Ana L. .... 35		Shipper, Guy ..... 19		Whitley, Michele ..... 23	
Perinpanayagam, Hiran ..... 33		Shojaei, Mariah ..... 34		Willershausen, Brita ..... 19	
Peters, Ove A. .... 19		Shulman, Barnet B. .... 36		Wilson, David N. .... 36	
Peters, Christine I. .... 19		Sigalas, Enmanouil ..... 35		Windley, William ..... 35	
Peterson, Jill ..... 15		Sigurdsson, Asgeir ..... 12, 40		Winick, Michael S. .... 36	
Pileggi, Roberta ..... 40		Simon, Denis E., III ..... 17, 23		Wiser, Gary ..... 14	
Pineda, Franklin ..... 26		Singh, Steven A. .... 34		Witherspoon, David E. .... 6, 20, 40	
Pinto, Maria ..... 23		Skidmore, A. Eddy ..... 9		Wolcott, James F. .... 19	
Powell, William D. .... 37		Slavkin, Harold C. .... 10		Wood, Patti ..... 30	
Propper, Terryl A. .... 27		Southard, Denny W. .... 29			
<b>Q</b>		Souza-Filho, Francisco ..... 16		<b>X</b>	
Qader, Nasreen S. .... 35		Spoletti, Pablo ..... 28		Xia, Tian ..... 17	
<b>R</b>		Spolnik, Kenneth J. .... 36		<b>Y</b>	
Radman, W. Paul ..... 14		Steffel, Charles L. .... 37		Yang, Shue-Fen ..... 19	
Rauschenberger, Cindy R. .... 20		Steiman, H. Robert ..... 10		Yingling, Nicole M. .... 34	
Re, Dino ..... 17		Steinberg, Barbara J. .... 15		Yoon, Kristine J. .... 18	
Reader, Al ..... 15		Stevens, Richard W. .... 36		Yoshikawa, Gosei ..... 17	
Rethnam, Sivakami ..... 28		Stoulig, Susie C. .... 23			
Ritter, Alessandra L.S. .... 35		Suh, Brian ..... 11		<b>Z</b>	
Rivera, Eric M. .... 9, 40				Zenk, Darrell W. .... 18	
Roane, James B. .... 29		<b>T</b>		Zimmermann, Ursula I. .... 12	
Roda, Robert S. .... 6, 20		Talbott, Timothy M. .... 34			
Roland, David D. .... 11		Tamse, Aviad ..... 25			
Roman, Kathleen ..... 31, 37		Teixeira, Fabricio ..... 16			
		Thom, David ..... 18			
		Thomson, Troy S. .... 34			
		Tismenetskiy, Vladimir ..... 35			
		Torabinejad, Mahmoud ..... 25			
		Trasatti, Candice ..... 35			





**3rd Floor, Convention Center**



**2nd Floor, Convention Center**

**Ground Floor, Hall E, Convention Center  
(Exhibits, AAE Registration and Information Center)**

***One Million Dollars***

Dentsply International  
*and its Divisions*  
Tulsa Dental Products

***Fifty Thousand Dollars***

Analytic Endodontics  
Discus Dental Software, Inc.  
Global Surgical Corporation  
Schick Technologies  
*In honor of Schick's Endodontic Advisory Board*  
Treloar & Heisel

***Twenty Five Thousand Dollars***

Carl Zeiss  
C.K. Dental Specialties  
J. Morita, USA, Inc.  
Lightspeed Technology, Inc.  
Obtura  
ProBusiness Systems, Inc.  
Satelec-Amadent  
Ultradent Products, Inc.



The AAE Foundation gratefully acknowledges leadership support from the above corporations and businesses. The generosity of our partners from industry reflects their commitment to the specialty and to the future.



**American Association  
of Endodontists**

211 East Chicago Avenue, Suite 1100  
Chicago, IL 60611-2691