

Earn up to **22.5**
CE Credit Hours



ENDODONTICS:
EXCEEDING EXPECTATIONS



HONOLULU
HAWAII CONVENTION CENTER
APRIL 17 – 20

INVITATION

ALOHA!

We are very excited to introduce the program for the 2013 AAE Annual Session and invite you to join us this coming April in beautiful Honolulu for a meeting that will exceed your expectations.

The main goal of the Annual Session has always been to provide a forum for the discussion and exchange of knowledge, and this year is no different. What you learn will pay for your trip many times over when you return home. There are more than 100 high-quality educational sessions to choose from, including the Master Clinician Series (which will be located in the exhibit hall for the first time) and hands-on workshops, spread across nine different tracks.


What we have dubbed “Mega-Session Wednesday” will provide an introduction to the subject matter encompassed in each of these areas. The new tracks—Endo 2025, Imaging, Pain and Pharmacology, and Systemic Health—will cover topics at the forefront of our specialty, such as tissue engineering, pain management, outcome assessments, medical myths in dentistry and the use of cone beam-computed tomography in endodontic practices.

The social events and breaks are equally as important; these allow for time to connect with friends and colleagues in a casual setting. Take advantage of the new Attendee Lounge in the exhibit hall and plentiful seating in the member services booth that will be in the convention center lobby. Additionally, the exhibit hall will open a day earlier than usual so you can explore the booths you are interested in, take in the new Exhibit Hall Continental Breakfast there on Thursday, and leave Saturday free to focus on educational sessions and enjoying the amazing tropical setting.

A few final enhancements of note for this year: we have condensed the main meeting essentials into a smaller program book, and have enhanced the information available to you through the AAE website and the mobile app. Bookmark and regularly visit www.aae.org/annualsession, download the app, and start sharing your excitement for the meeting through Facebook and Twitter (#AAE13).

We look forward to seeing you there!




James C. Kulild, D.D.S., M.S.
President



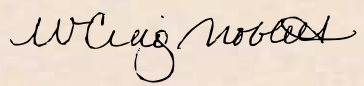

W. Craig Noblett, D.D.S., M.S.
General Chair, Annual Session
Planning Committee

TABLE OF CONTENTS

| | |
|--|-------|
| Schedule At-A-Glance | 4-5 |
| Educational Tracks | 6-7 |
| Master Clinician Series | 8 |
| Workshops..... | 8 |
| Educational Sessions..... | 9-21 |
| Exhibits..... | 22 |
| Sponsors | 23 |
| Special Events..... | 24-26 |
| Alliance/Spouse Welcome and Activities | 27 |
| Registration Information | 28 |
| Hotel and Travel..... | 29 |
| Speaker Index..... | 30 |
| Access Speaker Handouts and Bios..... | 31 |

STAY CONNECTED

Download the Annual Session App!

Want a jump start on your Annual Session experience? Use this mobile app to start planning **YOUR** schedule in Honolulu.

Choose one of the following options to download the app to your iPhone, iPad, Android or Blackberry*:

1. Scan the QR code (below)
2. Visit your mobile device app store or market and search for the term "2013 AAE Annual Session"
3. Access <http://crwd.cc/AAEAnnual13> with your smartphone or tablet's browser



**Features will vary slightly
between each device/
platform*



Sponsored
by

DENSPLY
TULSA DENTAL
SPECIALTIES

SCHEDULE AT-A-GLANCE

Tuesday, April 16

2 – 8 p.m.

Registration and Information
Main Lobby/HCC

5 – 6 p.m.

Leadership Reception
Honolulu Suite/HHV

Wednesday, April 17

6 – 7 a.m.

Fitness Activity—Tai Chi
Great Lawn/HHV

6 a.m. – 5 p.m.

Registration and Information
Main Lobby/HCC

AAE Oasis Open
Main Lobby/HCC

7 – 8:30 a.m.

President's Breakfast
Kālakaua Ballroom/HCC

7 a.m. – 5 p.m.

Exhibits Open
Exhibit Hall/HCC

9 – 10:30 a.m.

Educational Sessions and Oral Research
Presentations*
3rd Level/HCC

10:30 – 10:45 a.m.

Break

10:45 a.m. – 12:15 p.m.

Educational Sessions and Oral Research
Presentations*
3rd Level/HCC

12:15 – 1:15 p.m.

Lunch Break—Concessions Open
Exhibit Hall/HCC

Lunch-n-Learn: Practice Marketing

Room 301/HCC

1:30 – 3 p.m.

Educational Sessions and Oral Research
Presentations*
2nd Level/HCC

3 – 3:30 p.m.

Break

3:30 – 5 p.m.

Educational Sessions and Oral Research
Presentations*
3rd Level/HCC

Wednesday, April 17 (continued)

5:30 – 6:30 p.m.

International Reception
Tapa Ballroom I/HHV

Professional Staff Reception

Rainbow Suite/HHV

6:30 – 8 p.m.

Welcome Reception
Great Lawn/HHV

Thursday, April 18

6 – 7 a.m.

Fitness Activity—Fun Run and Walk
Departs From Lobby/HHV

6 a.m. – 2 p.m.

Registration and Information
Main Lobby/HCC

AAE Oasis Open

Main Lobby/HCC

7 a.m.

Golf Outing
Departs From Tapa Tower Bus Depot/HHV

7 – 8:30 a.m.

Louis I. Grossman Breakfast
Coral Ballroom/HHV

7 – 10 a.m.

Exhibit Hall Continental Breakfast
Exhibit Hall/HCC

Poster Research Presentations and
Table Clinics*
Exhibit Hall/HCC

7 a.m. – 2 p.m.

Exhibits Open
Exhibit Hall/HCC

8 – 9:30 a.m.

Oral Research Presentations*
3rd Level/HCC

8:30 – 9:15 a.m.

District Caucuses/HCC

District I – Room 312

District II – Room 313B

District III – Room 313C

District IV – Room 314

District V – Room 315

District VI – Room 316B

District VII – Room 316A

SCHEDULE AT-A-GLANCE

Thursday, April 18 (continued)

9:15 – 10 a.m.

Affiliate Leadership Meeting
Room 316C/HCC

10 – 11:30 a.m.

Educational Sessions and Oral Research
Presentations*
3rd Level/HCC

11:30 – 11:45 a.m.

Break

11:45 a.m. – 1:15 p.m.

Educational Sessions and Oral Research
Presentations*
3rd Level/HCC

1:30 – 3 p.m.

Resident Reception
Ala Wai Terrace, 3rd Level/HCC

Friday, April 19

6 – 7 a.m.

Fitness Activity—Zumba
Honolulu Suite/HHV

6 a.m. – 3:30 p.m.

Registration and Information
Main Lobby/HCC

AAE Oasis Open

Main Lobby/HCC

7 – 8:30 a.m.

General Assembly Breakfast
Kālakaua Ballroom/HCC

8:30 a.m. – 4 p.m.

Exhibits Open
Exhibit Hall/HCC

9 – 10:30 a.m.

Educational Sessions
3rd Level/HCC

10:30 – 10:45 a.m.

Break

10:45 a.m. – 12:15 p.m.

Educational Sessions
3rd Level/HCC

Friday, April 19 (continued)

12:15 – 1 p.m.

Lunch Break—Concessions Open
Exhibit Hall/HCC

1 – 2:30 p.m.

Educational Sessions
3rd Level/HCC

Resident and New Practitioner Career Fair
Room 316C/HCC

2:30 – 3:30 p.m.

Exhibit Hall Happy Hour and Foundation
Live Auction
Exhibit Hall/HCC

6:30 – 7:30 p.m.

AAE Foundation Leadership Donor
Reception
Rainbow Suite/HHV

9 p.m. – midnight

Celebrate Honolulu!
Tapa Ballroom/HHV

Saturday, April 20

7 – 8 a.m.

Fitness Activity—Tai Chi
Great Lawn/HHV

8:30 a.m. – 3 p.m.

Registration and Information
Main Lobby/HCC

AAE Oasis Open

Main Lobby/HCC

9 – 10:30 a.m.

Educational Sessions
3rd Level/HCC

10:30 – 10:45 a.m.

Break

10:45 a.m. – 12:15 p.m.

Educational Sessions
3rd Level/HCC

12:30 – 2 p.m.

Edgar D. Coolidge Luncheon
Kālakaua Ballroom/HCC

Shaded items indicate that a ticket or invitation is required.

*Oral and Poster Research Presentations and Table Clinics schedule will be noted in the *On-Site Meeting Guide* and mobile app.

EDUCATIONAL TRACKS

Art and Science of Endodontics (AS)

Track Organizer: Scott B. McClanahan, D.D.S., M.S.

- AS-1:** Endodontic Surgery
- AS-2:** The Latest in NiTi Instrument Design and Preparation Workshop
- AS-3:** Retreatment Workshop
- AS-4:** Irrigation
- AS-5:** Instrument Retrieval Workshop
- AS-6:** Regenerative Endodontics: What Are We Regenerating?
- AS-7:** Simplify Routine Cases and Manage Extremely Difficult Cases
- AS-8:** Sense, Sensibility, Sensitivity and Vitality of Diagnostic Testing
- AS-9:** Current Status of Regenerative Endodontics
- AS-10:** Internal and Cervical Resorption
- AS-11:** Endodontic Irrigants
- AS-12:** Geriatric Endodontics
- AS-13:** Molar Root Canal Anatomy Reflected by Modern Research Methodologies
- AS-14:** Advances in Rotary Systems
- AS-15:** Modern Endodontic Access Design Workshop
- AS-16:** Regeneration Workshop
- AS-17:** Endodontic Microbiology
- AS-18:** Implant Outcomes
- AS-19:** Quality of Life of Patients After Endodontic Therapy
- AS-20:** Root Canal Disinfection and Systemic Antibiotics
- AS-21:** What's Left When the Endo is Done: Critically Thinking Structural Issues in Rehabilitation
- AS-22:** Trauma Update
- AS-23:** Radiolucent and Radiopaque Lesions of the Jaw
- AS-24:** Irrigation: The Final Frontier
- AS-25:** Managing Medically Compromised Patients in the Endodontic Office
- AS-26:** Restoration of the Endodontically Treated Tooth

Endo 2025 (E)

Track Organizer: Christine M. Sedgley, B.D.S., M.D.S., M.D.Sc., Ph.D.

- E-1:** Tissue Engineering
- E-2:** How Will We Biomechanically Prepare Root Canals?
- E-3:** Nanotechnology in Endodontic Disinfection and Dentin Tissue Management
- E-4:** Mechanisms and Evidence-Based Management of Persistent Pain After Endodontic Therapy: Current Developments and Future Trends
- E-5:** Tissue Engineering and Deep Caries

- E-6:** What Will Education Look Like: Forecasting the Future
- E-7:** How Will We Practice Evidence-Based Endodontics and Assess Outcomes?
- E-8:** Future Perspectives on Endodontic Infections

Imaging (I)

Sponsored by Carestream Dental

Track Organizer: Nestor Cohenca, D.D.S.

- I-1:** Clinical Application of CBCT in Endodontics—What's the Current Evidence?
- I-2:** CBCT in Endodontic Practice: Benefits, Risks and Professional Obligations
- I-3:** Endodontic Applications of MRI
- I-4:** Artifacts in CBCT Imaging: Are You Seeing What You Think You See?
- I-5:** The Future of 3-D Technology in Endodontics
- I-6:** CBCT: A Comparison Between Different Fields of View and Systems
- I-7:** There's a Patient on the End of That Tooth—Endodontic Imaging Beyond the Canal!
- I-8:** Patient Management and Financial Considerations of CBCT in the Academic and Private Practice Setting
- I-9:** The Role of CBCT in Endo Follow-Up
- I-10:** CBCT for Diagnosis and Treatment of Traumatic Injuries and Root Resorptions

Master Clinician Series (MC)

Track Organizer: Cindy R. Rauschenberger, D.D.S., M.S.

- MC-1:** Differential Diagnosis of Pain
- MC-2:** Clinical Application of High-Resolution CBCT in Endodontics—Time to Change Strategy!
- MC-3:** Maximizing the Value of Your Endodontic Service: Foundation Placement and Tissue Management
- MC-4:** Functional Crown-Lengthening Surgery

Pain and Pharmacology (P)

Track Organizer: Thomas J. Beeson, D.D.S.

- P-1:** Mechanisms and Management of Endodontic Pain: From Basic Science to Clinical Practice
- P-2:** Successful Endodontic Anesthesia: Current Thoughts and Procedures
- P-3:** Neurobiology of the Dental Pulp
- P-4:** Pain Control in the Hot Mandibular Molar—The Endodontist's Dilemma
- P-5:** Pain: The Patient's Perspective—Diagnosis or Misdiagnosis?

Professional Development (PD)

Track Organizer: George T. Goodis, D.D.S.

- PD-1:** Smart Strategies for Promoting the Endodontic Practice
- PD-2:** Surgery in the Contemporary Endodontic Practice—Why Bother?
- PD-3:** Developing a Simple and Predictable Game Plan for Financial Freedom
- PD-4:** Infection Control: That Thing You Do and Why Do You Do It
- PD-5:** Disaster Preparedness: A Guide to Disaster Prevention and Recovery
- PD-6:** Service Excellence—Understanding the Changing Expectations of Your Customers
- PD-7:** Medical Emergencies—Ten Minutes to Save a Life
- PD-8:** Social Media, Reputational Marketing and Search Engine Optimization
- PD-9:** Technology in the 21st Century Endodontic Office
- PD-10:** Study Clubs Can Build Relationships and Grow Your Practice

Professional Staff (PS)

Track Organizer: Lynda L. Davenport, RDA

- PS-1:** Picture Perfect—X-Ray Imaging Made Simple
- PS-2:** To Be or Not to Be: Family Members in Practice
- PS-3:** Bridging the Clinical and Administrative Worlds
- PS-4:** Teamwork and Team Harmony
- PS-5:** What to Say When
- PS-6:** Social Media Tactics That Work for Endo Offices
- PS-7:** Endo Staff Think Tank
- PS-8:** Cracking the Code for Endodontics

Submitted Presentations (SP)

Track Organizer: David E. Witherspoon, B.D.S., M.S.

- SP-1:** Patient Specific-Induced Pluripotent Stem Cells Derived From Peripheral Blood: Potential Opportunities for Endodontic Regeneration and Dental Research
- SP-2:** ABE Boardwalk
- SP-3:** Creative Practice Transitions
- SP-4:** Pulp Regeneration: Use of Growth Factors for Clinical Translation
- SP-5:** Practical Realities of Cognitive Dissonance in Endodontic Practice
- SP-6:** Potential Antibiofilm Strategies to Eliminate Root Canal Infections

- SP-7:** Completing the Journey: A Personal Guide to the ABE Exam Process by a Recent Diplomate
- SP-8:** Your *JOE*: Reviewing, Submitting and Accessing Online
- SP-9:** Scientific and Clinical Basis for Minimally Invasive Endodontic Procedures
- SP-10:** Myths and Reality: Understanding the Time Course of Local Anesthesia
- SP-11:** New Scope of Options for Root Canal Obturation
- SP-12:** Educator Forum: Clinical Teaching in the Undergraduate Clinic
- SP-13:** Outcome of Endodontic Treatment: How Well Are We Doing?
- SP-14:** Can We Predict Flare-Ups?
- SP-15:** Vertical Root Fractures: Challenges and Newer Diagnostic Aids
- SP-16:** Educator Forum: How Do Our Students Learn?
- SP-17:** An Endodontic Perspective Regarding the Effect of Orthodontic Treatment on Pulpal Vitality
- SP-18:** What's Going on Beyond the Apex? Understanding the Molecular Aspects of Inflammation-Induced Apical Tissue Destruction
- SP-19:** Resident and New Practitioner Career Fair
- SP-20:** Endodontic Practice Valuation and More
- SP-21:** Effect of Photon-Initiated Photoacoustic Streaming on Root Canal Cleanliness
- SP-22:** ABE Case History Portfolio Construction: Developing a Passing Portfolio

Systemic Health (SH)

Track Organizer: Anibal R. Diogenes, D.D.S., M.S., Ph.D.

- SH-1:** Could Endodontic Diseases Contribute to Systemic Disease?
- SH-2:** Emerging Infectious Diseases
- SH-3:** Endodontic and Cardiovascular Disease Relationships
- SH-4:** Diabetes and Implant Therapy Outcomes
- SH-5:** Effect of Congenital Diseases and Syndromes on Pulp Biology and Endodontic Disease
- SH-6:** Medical Myths in Dentistry
- SH-7:** Immunology of Pulpal and Periradicular Disease
- SH-8:** Update on Bisphosphonates and Osteonecrosis of the Jaw

MASTER CLINICIAN SERIES

Now in the Exhibit Hall

Endodontic techniques presented by leading experts in a theater-in-the-round setting.



Sponsored by **MORITA**

Wednesday

9 a.m. – 12:15 p.m.

MC-1: Differential Diagnosis of Pain (p. 9)

Leesa Morrow, Donald R. Nixdorf

1:30 – 3 p.m.

MC-2: Clinical Application of High-Resolution CBCT in Endodontics—Time to Change Strategy! (p. 10)

Nestor Cohenca

Thursday

10 a.m. – 1:15 p.m.

MC-3: Maximizing the Value of Your Endodontic Service: Foundation Placement and Tissue Management (p. 12)

Richard A. Williamson

Friday

9 a.m. – 12:15 p.m.

MC-4: Functional Crown-Lengthening Surgery (p. 16)

Eric A. Rindler

WORKSHOPS

Space is limited, register today!

Wednesday

1:30 – 5 p.m.

AS-2: The Latest in NiTi Instrument Design and Preparation (p. 10)

Steven D. Baerg, Christopher Glass, Andris Jaunberzins and Chris J. Lampert

Fee: \$395 early/\$445 standard

Thursday

7 a.m. – 1:15 p.m.

AS-3: Retreatment (p. 11)

Frederic Barnett, Joseph S. Dovgan and Terrell F. Pannkuk

\$795 early/\$845 standard

Sponsored by Carestream Dental

Thursday (continued)

10 a.m. – 1:15 p.m.

AS-5: Instrument Retrieval (p. 12)

Yoshitsugu Terauchi

Fee: \$395 early/\$445 standard

Friday

9 a.m. – 12:15 p.m.

AS-15: Modern Endodontic Access Design (p. 15)

Eric J. Herbranson

Fee: \$395 early/\$445 standard

AS-16: Regeneration (p. 15)

Carmen Bonilla, Richard Gelman and Peter E. Murray

Fee: \$395 early/\$445 standard

Master Clinician Series and workshops are made possible through product support from several companies. A complete list will be available on site.

Listed below are the learning objectives participants should be able to achieve for each of the educational sessions to be presented at this year's meeting. Complete session synopses and speaker disclosure statements can be found at www.aae.org/annualsession.

The AAE is an ADA CERP–Recognized Provider.



WEDNESDAY

9 – 10:30 a.m.

PS-1: Picture Perfect—X-Ray Imaging Made Simple

Room 314

Dale Miles, D.D.S., M.S.

Moderator: Debra L. Welters, LDA

- Explain why precise receptor placement is necessary to capture all anatomy.
- Summarize how to expertly place any intraoral receptor.
- Discuss x-ray dose reduction and see devices to minimize x-radiation.

PS-2: To Be or Not to Be: Family Members in Practice

Room 317

Cindy Ishimoto

Moderator: Sue Angulo

- Define their role/job description and tasks within the practice.
- Define their responsibilities in the practice.
- Describe leadership strategies they will be using as a team member within the practice.

9 a.m. – 12:15 p.m.

AS-1: Endodontic Surgery

Room 311

Syngcuk Kim, D.D.S., Ph.D.

Samuel I. Kratchman, D.M.D.

Moderator: Scott B. McClanahan, D.D.S., M.S.

- Properly plan surgical versus nonsurgical retreatments.
- Perform microsurgery in any quadrant in the mouth.
- Describe when it is necessary to use bone grafts or membrane materials, and the current types available.

I-1: Clinical Application of CBCT in Endodontics—What's the Current Evidence?

Room 316AB

Shanon Patel, B.D.S., M.Sc., Ph.D.

Moderator: Christine I. Peters, D.D.S.

- Describe the limitations of conventional radiographs in assessing endodontic problems.

- Identify how CBCT can be used to diagnose and manage endodontic problems.
- Describe the disadvantages and contraindications of the use of CBCT in endodontics.

MC-1: Differential Diagnosis of Pain Exhibit Hall

Leesa Morrow, Ph.D., J.D.

Donald R. Nixdorf, D.D.S., M.S.

Moderator: Alan S. Law, D.D.S., Ph.D.

- List the differential diagnosis for "tooth pain," both those of odontogenic etiology and those of nonodontogenic etiology.
- Identify the key components of an orofacial pain history that will support the development of a differential diagnosis.
- Identify the key components of an orofacial pain physical examination and diagnostic testing that will refine a differential diagnosis.

SH-1: Could Endodontic Diseases Contribute to Systemic Disease?

Room 313AB

Ashraf F. Fouad, B.D.S., D.D.S., M.S.

Moderator: Nikita B. Ruparel, D.D.S., M.S., Ph.D.

- Discuss the biological principles for the contributions of oral infections to systemic disease.
- Discuss the available evidence that link endodontic infections with acute and chronic systemic disease.
- Identify potential directions for future research in this area.

10:45 a.m. – 12:15 p.m.

PS-3: Bridging the Clinical and Administrative Worlds

Room 317

Lois J. Banta

Moderator: Maria Mumpower

- Evaluate the expectations of the team.
- Identify communication skills to minimize gaps in information exchanges.
- Describe how to improve the flow of information between "administrative" and "clinical" staff.



1:30 – 3 p.m.

PS-4: Teamwork and Team Harmony

Room 317

Cindy Ishimoto

Moderator: Arash Soluti

- Discuss how to use enhanced effectiveness skills to accomplish tasks by improving relationships with others.
- Discuss how to use effective communication techniques that will reduce team conflicts and will increase productivity, profitability and success.
- Cultivate “take charge” skills that turn conflict into cooperation.

1:30 – 5 p.m.

AS-2: The Latest in NiTi Instrument Design and Preparation Workshop

Room 323AB

Steven D. Baerg, D.M.D.

Christopher Glass, D.M.D.

Andris Jaunberzins, D.D.S., M.S.

Chris J. Lampert, D.M.D.

Moderator: Kimberly A.D. Lindquist, D.D.S., M.S.D.

Fee: \$395 early/\$445 standard

- List the newest designed systems and the advantages they have over the previous generations of instruments.
- Describe the current advances in NiTi metallurgy and the characteristic of the new metals.
- Use various systems on blocks and extracted teeth.

E-1: Tissue Engineering

Room 316AB

Jeremy J. Mao, D.D.S., Ph.D.

Stephane Simon, D.D.S., Ph.D.

Moderator: Todd M. Geisler, D.D.S.

- Describe important steps of pulp healing and regeneration processes.
- Describe the role of biological molecules in the healing process.
- Select clinical cases for root canal treatment, pulp vitality maintenance or *in situ* tissue regeneration.

MC-2: Clinical Application of High-Resolution CBCT in Endodontics—Time to Change Strategy!

Exhibit Hall

Nestor Cohenca, D.D.S.

Moderator: James D. Johnson, D.D.S., M.S.

- Review the potential benefit of CBCT technology for diagnosis and treatment planning.
- Discuss the acquisition, reading and clinical application of CBCT scans.
- Discuss the impact of CBCT on treatment outcome and improved predictability.

P-1: Mechanisms and Management of Endodontic Pain: From Basic Science to Clinical Practice

Room 313AB

Anibal R. Diogenes, D.D.S., M.S., Ph.D.

Moderator: Timothy C. Kirkpatrick, D.D.S.

- Describe the nociceptive pathways involved in endodontic pain.
- Describe how inflammation and/or nerve injury leads to dynamic changes in the nociceptive pathways, and how these changes lead to clinical challenges.
- Implement the latest information on anesthetic and analgesics to manage acute endodontic pain.

SH-2: Emerging Infectious Diseases

Room 311

John A. Molinari, Ph.D.

Moderator: Julie A. Berkhoff, D.D.S.

- Describe major global and epidemiological factors that can lead to the emergence and re-emergence of infectious diseases.
- Describe the challenges that representative blood-borne, airborne and contact-mediated infections present to health care workers and the population.
- Identify emerging challenges and prevention issues inherent in the increasing incidence of infections caused by antibiotic-resistant microorganisms.

3:30 – 5 p.m.

PS-5: What to Say When

Room 317

Lois J. Banta

Ronald I. Deblinger, D.M.D.

Cindy Ishimoto

Moderator: Jane Peck, M.B.A.

- Describe to clinical and administrative staff how to handle delicate questions from patients.
- Demonstrate the power of communication in a practice when handled in a professional way.
- Strengthen relationships with coworkers, patients and referring doctors with consistent answers.

THURSDAY

7 a.m. – 1:15 p.m.

AS-3: Retreatment Workshop

Room 323C

Frederic Barnett, D.M.D.

Joseph S. Dovgan, D.D.S., M.S.

Terrell F. Pannkuk, D.D.S., M.S.D.

Moderator: Brian D. Jafine, D.D.S.

Fee: \$795 early/\$845 standard

- Describe case selection and treatment planning for endodontic retreatment.
- Explain current armamentarium and techniques for retreating gutta-percha, silver cones, carrier systems and separated instruments.
- Describe the indications and contraindications for endodontic retreatment.

Sponsored by Carestream Dental

10 – 11:30 a.m.

AS-4: Irrigation

Room 313C

Bettina R. Basrani, D.D.S., M.S.D., Ph.D.

Moderator: Sara A. Barsness, D.D.S., M.S.

- Describe the microorganisms in endodontic infections.
- Describe different systems available for enhanced irrigation.
- Describe possible incidents that may occur during root canal irrigation with different solutions.

E-2: How Will We Biomechanically Prepare Root Canals?

Room 311

Ove A. Peters, D.M.D., M.S., Ph.D.

Moderator: Christine M. Sedgley, M.D.S., M.D.Sc., Ph.D.

- List the requirements for clinically successful canal preparation.
- Describe potentially adverse effects of contemporary preparation technique.
- Detail potential avenues for future developments, including technological breakthroughs required for each.

I-2: CBCT in Endodontic Practice: Benefits, Risks and Professional Obligations

Room 316A

John B. Ludlow, D.D.S., M.S.

Moderator: Martin D. Levin, D.M.D.

- Describe the patient risks from ionizing radiation that result from dental and maxillofacial examinations and discuss appropriate ways of talking about unavoidable risks with our patients.
- Describe CBCT radiographic options that influence dose.

- Discuss the impact of ADA and AAE CBCT guidelines on endodontic practice and describe the role of endodontic selection criteria in reducing patient risk.

PD-1: Smart Strategies for Promoting the Endodontic Practice

Room 314

Tina-Marie A. Adams, Ketchum PR Vice President

Moderator: James F. Wolcott, D.D.S.

- Identify key marketing points to communicate to general dentists.
- Describe how to enhance current practice marketing or develop a new marketing plan using the AAE's *Professional Outreach Toolkit*.
- Describe best practices and strategies for outreach to dentists.

Brought to you by the AAE Awareness Campaign

PD-2: Surgery in the Contemporary Endodontic Practice—Why Bother?

Room 315

Kirk A. Coury, D.D.S., M.S.

Moderator: Emily W. Tyler, D.M.D.

- Describe why surgery is an important component of endodontics and to the future of our specialty.
- Summarize contemporary endodontic care through effective marketing and relationship-building strategies.
- List resources available to obtain and develop surgical skills.

PS-6: Social Media Tactics That Work for Endo Offices

Room 301

Michael S. Austin, M.B.A.

Moderator: Cheryl Fraga

- Discuss strategies and concepts, and learn how to determine which options work best for endodontic offices.
- Identify examples of which social media is currently working in endodontic offices.
- Implement one or two social media strategies that work for endodontic offices.

SP-1: Patient Specific-Induced Pluripotent Stem Cells Derived From Peripheral Blood: Potential Opportunities for Endodontic Regeneration and Dental Research

Room 313B

I-Ping Chen, D.D.S., Ph.D.

Moderator: Rebeca Weisleder Urow, D.D.S.

- Define induced pluripotent stem cells.
- Recognize the current use of human iPSCs in medicine.
- Discuss the potential applications of human iPSCs in endodontics/dentistry.



10 – 11:30 a.m. (continued)

SP-2: ABE Boardwalk

Room 316B

Alan S. Law, D.D.S., Ph.D., ABE President

Moderator: Patrick E. Taylor, D.D.S.

- Describe the different levels of candidate status for Board certification.
- Describe the sequence and timelines for examinations required for endodontic Board certification.
- List the requirements for recertification.

Planned by the American Board of Endodontics

SP-3: Creative Practice Transitions

Room 316C

Joel C. Small, D.D.S., M.B.A.

- Describe the process and steps involved in selling a clinical endodontic practice.
- Describe how an incremental deferred practice sale can net an endodontist multiples of their practice's market value.
- Explain why practice mergers can produce a 15 to 20 percent rate of return without requiring the endodontist to use their own money or treat additional patients.

SP-4: Pulp Regeneration: Use of Growth Factors for Clinical Translation

Room 317

Sahng Gyoon Kim, D.D.S., M.S.

Moderator: Kimberly A. McLachlan, D.M.D., M.S.Ed., M.B.A.

- Describe the roles and interactions of growth factors in dental pulp regeneration.
- Discuss the importance of the release pattern of growth factors in regenerative endodontics.
- Discuss the potential use of growth factors in clinical pulp revascularization.

SP-5: Practical Realities of Cognitive Dissonance in Endodontic Practice

Room 320

James L. Gutmann, D.D.S.

Karl F. Woodmansey, D.D.S.

Moderator: Carol Diener Weber, D.D.S., M.S.

- Define cognitive dissonance and describe how it has become a part of endodontic decision-making in daily practice.
- Characterize how cognitive dissonance enters into a given set of diagnostic, treatment planning and treatment scenarios, particularly as to how evidence-based dentistry may or may not support this challenging concept.
- Identify key technological changes and highlight how they might impact clinical thinking and the emergence of cognitive dissonance in daily practice.

10 a.m. – 1:15 p.m.

AS-5: Instrument Retrieval Workshop

Room 323AB

Yoshitsugu Terauchi, D.D.S., Ph.D.

Moderator: Samuel O. Dorn, D.D.S.

Fee: \$395 early/\$445 standard

- Describe what and how accidents could occur during instrument removal attempts.
- Describe how to safely make preparations for instrument removal.
- Remove separated instruments from canals with the new system and concepts.

MC-3: Maximizing the Value of Your Endodontic Service: Foundation Placement and Tissue Management

Exhibit Hall

Richard A. Williamson, D.D.S., M.S.

Moderator: Richard D. Jordan, D.D.S., M.S.

- List criteria for restorability determination and material selection.
- Describe preparation design features.
- List several management strategies for deep subgingival restorative margins.

PD-3: Developing a Simple and Predictable Game Plan for Financial Freedom

Room 312

Albert C. Goerig, D.D.S., M.S.

Moderator: Kimberly A.D. Lindquist, D.D.S., M.S.D.

- Describe how to make over 100 percent return on your money, guaranteed, without risk or tax consequence.
- Explain how to help your team to become debt-free in five to seven years.
- Discuss a simple but safe way to invest in the stock market.

PD-4: Infection Control: That Thing You Do and Why Do You Do It

Room 313A

John A. Molinari, Ph.D.

Moderator: George T. Goodis, D.D.S.

- Use the most current infection control recommendations for dentistry as reinforcement for clinicians of an effective, practical infection control program.
- Identify the routine application of various infection control practices and protocols based on accumulated science- and clinical-based evidence and regulatory requirements.
- Identify the variety of acceptable product choices for accomplishing infection control goals in a dental facility.

11:45 a.m. – 1:15 p.m.

AS-6: Regenerative Endodontics: What Are We Regenerating?

Room 311

Mahmoud Torabinejad, D.M.D., M.S.D., Ph.D.

Moderator: Mark A. Schachman, D.M.D.

- Identify the definition, history and indications for regenerative endodontics.
- Compare similarities and differences between regenerative endodontics and pulp revascularization.
- Discuss important elements in regenerative endodontics and its challenges.

AS-7: Simplify Routine Cases and Manage Extremely Difficult Cases

Room 313C

Filippo Santarcangelo, D.D.S.

Moderator: Susan E. Hinman, D.D.S., M.S.

- Describe the role and identify the limitations of the shaping procedure.
- Distinguish the traditional technique of irrigation from the latest, most advanced techniques of irrigation.
- Discuss the advantages and disadvantages of new debridement techniques.

AS-8: Sense, Sensibility, Sensitivity and Vitality of Diagnostic Testing

Room 316A

Paul V. Abbott, B.D.Sc., M.D.S.

Moderator: Scott B. McClanahan, D.D.S., M.S.

- Describe the various stages of the diagnostic process and their importance.
- Describe the various pulp sensibility and vitality tests, as well as the differences between them.
- Describe which pulp sensibility test is the most appropriate for each of the various situations when pulp, root canal and periapical conditions present for diagnosis.

E-3: Nanotechnology in Endodontic Disinfection and Dentin Tissue Management

Room 317

Anil Kishen, B.D.S., M.D.S., Ph.D.

Moderator: Erick Y. Sato, D.D.S.

- Identify the mechanism of light-activated disinfection and describe the advantages and disadvantages of light-activated disinfection in root canal therapy.
- Identify the iatrogenic risk factors for fracture predilection in endodontically treated teeth.
- Discuss the future of nanomaterial research in root canal treatment.

PD-5: Disaster Preparedness: A Guide to Disaster Prevention and Recovery

Room 315

Bradley A. Dykstra, D.D.S., M.B.A.

Moderator: Cameron M. Howard, D.M.D.

- Describe the steps to protect yourself, your patients and your practice from natural or man-made disasters.
- Describe replacement coverage vs. actual value, lease-hold improvements, depreciation and allowances.
- Discuss how to handle an emergency.

PS-7: Endo Staff Think Tank

Room 301

Moderator: Debra L. Welters, LDA

- Generate ideas, through networking, to better organize and support your practice.
- Commit to using the Professional Staff Forum on the AAE website.
- Leave with one goal that will impact the practice in a positive way.

SH-3: Endodontic and Cardiovascular Disease Relationships

Room 314

Elisabetta Cotti, D.D.S., M.S.

Moderator: Jonathan Fu, D.D.S.

- Recognize the possible association between endodontic infection and cardiovascular diseases.
- Discuss the recent findings of the association of apical periodontitis and initial endothelial damage.
- Describe the opportunity of using premedication in case of endodontic treatment to prevent bacterial endocarditis.

SP-6: Potential Antibiofilm Strategies to Eliminate Root Canal Infections

Room 313B

Luis E. Chavez de Paz, D.D.S., M.D.S., Ph.D.

Lucas W.M. van der Sluis, D.D.S., M.D.S., Ph.D.

Moderator: James A. Abbott, D.D.S., M.S.

- List novel antibiofilm mechanisms proposed to be used in endodontics.
- Discuss the main characteristics of multispecies' biofilm communities formed in root canals.
- Describe the main targets for antibiofilm products.



11:45 a.m. – 1:15 p.m. (continued)

SP-7: Completing the Journey: A Personal Guide to the ABE Exam Process by a Recent Diplomate



Room 316B

Lester J. Quan, D.D.S.

- Discuss the 2013 version of the study guide and all of its contents.
- Describe how to develop his/her own ABE preparation and test-taking strategy.
- Identify how to assemble and write a successful case portfolio.

SP-8: Your JOE: Reviewing, Submitting and Accessing Online

Room 316C

James F. Wolcott, D.D.S.

Moderator: Susan L. Wolcott, D.D.S.

- Describe how to prepare a manuscript and submit it to the *Journal*.

- Describe how to serve as a member of the Scientific Advisory Board in providing outstanding peer reviews of manuscripts.
- Describe how to navigate the *JOE* online to enhance your experience as a user.

SP-9: Scientific and Clinical Basis for Minimally Invasive Endodontic Procedures

Room 320

James L. Gutmann, D.D.S.

Moderator: Scott T. Seago, D.D.S.

- Describe in detail what is meant by minimally invasive endodontic procedures.
- Detail the procedures that lend themselves to minimally invasive applications that will enable better conservation of tooth structure.
- Problem solve different techniques, using appropriate literature, that are designed to achieve minimally invasive goals on a predictable basis from tooth access for root canal procedures to tooth restoration.

FRIDAY

9 – 10:30 a.m.

AS-9: Current Status of Regenerative Endodontics

Room 311

Kenneth M. Hargreaves, D.D.S., Ph.D.

Moderator: Joseph A. Petrino, D.D.S., M.S.

- Describe the three major steps in tissue engineering and how they apply to regenerating the pulp-dentin complex.
- Identify the clinical principles needed for regenerative endodontic procedures.
- Describe clinical outcomes of successful regenerative endodontic procedures.

AS-10: Internal and Cervical Resorption

Room 313A

Markus Haapasalo, D.D.S., Ph.D.

Moderator: Patricia A. Tordik, D.M.D.

- List the diagnostic criteria for internal and cervical resorption.
- Recognize the role of different diagnostic methods necessary to correctly diagnose various resorptions.
- Describe the principles, materials and practical clinical procedures in the treatment of internal and cervical resorption.

AS-11: Endodontic Irrigants

Room 313C

Matthias Zehnder, D.M.D., Ph.D.

Moderator: Terry D. Webb, D.D.S., M.S.

- Describe the effect of pH on NaOCl.
- Discuss interactions between sodium hypochlorite and decalcifying agents.

- Evaluate the effect of canal wall conditioning on root canal sealability.

AS-12: Geriatric Endodontics

Room 315

Carl W. Newton, D.D.S., M.S.D.

Moderator: John D. Allemang, D.D.S.

- Identify the epidemiology of the elderly population, the incidence and prevalence of their dental disease, and the needs and expectations unique to the elderly.
- Recognize the degree of difficulty that is a factor in successful endodontic care of the elderly.
- Assist the elderly in the decision-making process when endodontic treatment is an option.

AS-13: Molar Root Canal Anatomy Reflected by Modern Research Methodologies



Room 317

Samantha P. Harris, D.D.S., M.S.

Moderator: Scott B. McClanahan, D.D.S., M.S.

- Describe how newer research technologies have allowed more detailed and accurate evaluation of root canal anatomy.
- Recognize the common anatomical variations among maxillary and mandibular molar canal systems, including number of canals, canal configurations, and presence of lateral canals and isthmuses.
- Anticipate areas of difficulty when performing endodontic therapy on molar teeth, including areas of thin dentin, canal curvatures and irregular canal shapes.

I-3: Endodontic Applications of MRI

Room 316A

Donald R. Nixdorf, D.D.S., M.S.

Moderator: Roberta Pileggi, D.D.S., M.S.

- Identify the functional parts of an MRI system and their function(s).
- Describe what MR systems are imaging and how this differs from an ionizing radiation-based system.
- Discuss the potential benefits MRI may bring to endodontics.

SH-4: Diabetes and Implant Therapy Outcomes

Room 313B

Guy Huynh-Ba, D.D.S., M.S.

Moderator: Riyadh I. Althumairy, B.D.S.

- Describe the effect of diabetes on bone healing around dental implants.
- Recognize the limitations of previously published literature in the field.
- Describe the clinical management of patients with diabetes taking into account recent published evidence.

SP-10: Myths and Reality: Understanding the Time Course of Local Anesthesia

Room 316B

Michael I. Falkel, D.D.S.

Moderator: Susan L. Wolcott, D.D.S.

- Describe how "The Curve" represents the true nature of anesthetic onset time in day-to-day practice.
- Distinguish soft tissue vs. pulpal anesthesia, and be better able to use the two as diagnostic tools.
- Implement strategies for shifting "The Curve" in their favor to take control of their schedule.

SP-11: New Scope of Options for Root Canal Obturation

Room 318

Ricardo Caicedo, D.D.S.

Moderator: David Z. Liu, D.M.D., M.S.

- Evaluate the new scope of options available for obturation of the root canals based on a multi-center clinical trial.
- Discuss the use of a nonheated flowable obturation material for root canals, which combines gutta-percha and sealer in one product.
- Implement the use of silicone-base filling materials in nonsurgical endodontic procedures.

SP-12: Educator Forum: Clinical Teaching in the Undergraduate Clinic

Room 321

Lorne Chapnick, D.D.S.

Moderator: Melissa M. Drum, D.D.S., M.S.

- Describe and implement techniques to set the emotional tone in the clinic.
- Describe and implement techniques to facilitate student learning in the clinic.
- Discuss the importance of their status as a role model.

Planned by the Educational Affairs Committee

9 a.m. – 12:15 p.m.

AS-14: Advances in Rotary Systems

Room 314

Gary D. Glassman, D.D.S.

Sergio Kuttler, D.D.S.

David J. Landwehr, D.D.S., M.S.

Zvi Metzger, D.M.D.

Martin Trope, D.M.D.

Moderator: Ove A. Peters, D.M.D., M.S., Ph.D.

- Discuss the innovations in file design and metallurgy of the file systems.
- Evaluate the features of the file systems for clinical practice.
- Implement the file systems into clinical practice.

AS-15: Modern Endodontic Access Design Workshop



Room 323AB

Eric Herbranson, D.D.S., M.S.

Moderator: Kevin M. Keating, D.D.S., M.S.

Fee: \$395 early/\$445 standard

- Describe the importance of the conservation of cervical dentine in the overall success of the endodontic/restorative continuum.
- Describe and demonstrate an access design philosophy that conserves cervical dentine without compromising endodontic success.
- Describe the new access and shaping instruments, and demonstrate their use in creating these new access designs.

AS-16: Regeneration Workshop



Room 323C

Carmen Bonilla, D.M.D.

Richard Gelman, D.M.D.

Peter E. Murray, B.D.Sc., Ph.D.

Moderator: Michael D. Flax, D.D.S., M.S.

Fee: \$395 early/\$445 standard

- Identify teeth that can benefit from regenerative endodontics using an evidence-based and decision-analysis approach.
- Describe how to use instruments and materials to accomplish regenerative endodontics.
- Increase the outcome predictability by careful case selection and refinement of the procedure.



9 a.m. – 12:15 p.m. (continued)

MC-4: Functional Crown-Lengthening Surgery

Exhibit Hall

Eric A. Rindler, D.D.S.

Moderator: Deborah K. Johnson, D.D.S.

- Describe nontraumatic flap management technique.
- Describe suturing techniques for functional crown lengthening.
- List the steps involved in predictable functional crown-lengthening surgery.

PD-6: Service Excellence—Understanding the Changing Expectations of Your Customers

Room 301

Sam K. Jenniges, M.S.

Moderator: Kimberly A.D. Lindquist, D.D.S., M.S.D.

- Define and classify the value, including exceeding expectations that you currently provide, or could provide, to the ever-changing expectations of your patients or referring partners.
- Articulate why exceeding expectations must be deliberate, timely and valuable to the customer.
- Describe which level of value is the biggest leap for practices and where you can begin to differentiate your service.

PD-7: Medical Emergencies—Ten Minutes to Save a Life

Room 312

Stanley F. Malamed, D.D.S.

Moderator: George T. Goodis, D.D.S.

- List the four steps in preparation of the office and staff to recognize and manage medical emergencies.
- Name and describe the indication for each of the seven drugs in the basic emergency drug kit.
- Describe the basic management of all medical emergencies.

10:45 a.m. – 12:15 p.m.

AS-17: Endodontic Microbiology

Room 311

J. Craig Baumgartner, D.D.S., M.S., Ph.D.

Moderator: Scott B. McClanahan, D.D.S., M.S.

- Describe the microbial ecosystem in endodontic infections to include bacteria, archaea, fungi, viruses and possibly prions.
- Describe the advantages that microbes have in aggregates and biofilms.
- Explain that the microbial communities in endodontic infections are all different.

AS-18: Implant Outcomes

Room 313B

Hessam Nowzari, D.D.S., Ph.D.

Moderator: Carolina Rodriguez-Figueroa, D.D.S.

- Describe the healing dynamics at periodontal and peri-implant sites.
- Critically analyze different implant systems.
- Analyze dental implants in health and disease.

I-4: Artifacts in CBCT Imaging: Are You Seeing What You Think You See?

Room 313C

Scott R. Makins, D.D.S.

Moderator: Theron D. Eichenberger, D.D.S., M.S.D.

- Describe how CBCT artifacts are generated.
- Recognize the appearance of common CBCT artifacts.
- Establish patient selection guidelines for CBCT imaging.

I-5: The Future of 3-D Technology in Endodontics

Room 316A

Martin D. Levin, D.M.D.

Moderator: Bettina R. Basrani, D.D.S., M.S.D., Ph.D.

- Describe the benefits of limited FOV, high-resolution CBCT in identification of complex dental morphology and lesions of the supporting structures.
- Identify how volumetric analysis can aid in the diagnosis of periapical pathosis when contradictory clinical signs and symptoms are present.
- Describe future developments that promise to improve the usefulness of CBCT imaging.

P-2: Successful Endodontic Anesthesia: Current Thoughts and Procedures

Room 317

Melissa M. Drum, D.D.S., M.S.

Al Reader, D.D.S., M.S.

Moderator: Bruce C. Justman, D.D.S.

- Define why anesthesia fails so often in the mandible and identify the latest information on buffered lidocaine, articaine and preoperative medications (including nitrous oxide) for patients with symptomatic irreversible pulpitis.
- Identify the effectiveness of preoperative analgesic medications for patients with symptomatic irreversible pulpitis.
- Develop specific procedures using intraosseous technologies for insuring profound anesthesia for patients presenting with symptomatic irreversible pulpitis.

SH-5: Effect of Congenital Diseases and Syndromes on Pulp Biology and Endodontic Disease

Room 313A

Michael A. Huber, D.D.S.

Moderator: David E. Martin, D.D.S.

- Describe the presentation patterns of selected congenital considerations and syndromes affecting the oral structures.
- Describe how selected congenital considerations and syndromes can impact patient health and function.
- Describe the basic therapeutic strategies used to manage selected congenital considerations and syndromes.

SP-13: Outcome of Endodontic Treatment: How Well Are We Doing?

Room 315

Ilan Rotstein, D.D.S.

Moderator: Chanelle L. Small, D.D.S.

- Summarize the variations that exist in the literature regarding endodontic treatment outcome.
- Evaluate updated data obtained from large cohorts of patient populations.
- Apply this knowledge for evidence-based assessment of prognosis and treatment decision-making.

SP-14: Can We Predict Flare-Ups?

Room 316B

Adham Abdel Azim, B.D.S.

Moderator: Craig S. Hirschberg, D.D.S.

- List etiological factors causing flare-up during treatment.
- Discuss flare-up phenomena.
- Describe and evaluate medications controlling inter- and postoperative complications.

SP-15: Vertical Root Fractures: Challenges and Newer Diagnostic Aids

Room 318

Uma P. Nair, B.D.S., D.M.D., M.D.S.

Moderator: Ross A. Yost, D.D.S.

- Describe the challenges associated with diagnosis of vertical root fractures.
- Identify treatment options and prognosis for teeth with vertical root fractures.
- Discuss the use of newer aids for the diagnosis of vertical root fractures.

SP-16: Educator Forum: How Do Our Students Learn?

Room 321

Lorne Chapnick, D.D.S.

Moderator: Melissa M. Drum, D.D.S., M.S.

- Describe the factors that lead to the student's lack of confidence and compromised learning.
- Discuss the Cognitive Load Theory and how it can be applied in the clinic.
- Describe the value of reflection and how it may be introduced into the clinic.

Planned by the Educational Affairs Committee

1 – 2:30 p.m.

AS-19: Quality of Life of Patients After Endodontic Therapy

Room 313C

Christine A. Riedy, Ph.D., M.P.H.

Moderator: Brian D. Barsness, D.D.S.

- Describe the constructs that comprise the Oral Health Impact Profile, a measure of oral health quality of life.
- List the main themes relevant to endodontic and implant patients' perceived quality of life.
- Assess the potential for incorporating the patient's concerns about quality of life into the treatment discussion.

E-4: Mechanisms and Evidence-Based Management of Persistent Pain After Endodontic Therapy: Current Developments and Future Trends

Room 313A

Thuan Dao, D.M.D., M.Sc., Ph.D.

Moderator: Avina K. Paranjpe, B.D.S., M.S., M.S.D., Ph.D.

- Recognize the clinical signs and symptoms of orofacial neuropathic pain.
- Identify the basic mechanisms underlying neuropathic orofacial pain and use these to explain the clinical phenomena associated with orofacial neuropathic pain.
- Describe the rationale of the evidence-based management of orofacial neuropathic pain.

E-5: Tissue Engineering and Deep Caries

Room 313B

Tatiana M. Botero-Duque, D.D.S., M.S.

Moderator: Christine M. Sedgley, M.D.S., M.D.Sc., Ph.D.

- Recognize differential treatment options of deep caries lesions to obtain a dentin-pulp complex reactionary or reparative response.
- Describe the key concepts in regeneration and tissue engineering to replace the loss tissues: pulp, dentin and enamel.
- Describe the research available in regeneration and tissue engineering to replace the loss tissues: pulp, dentin and enamel.



1 – 2:30 p.m. (continued)

E-6: What Will Education Look Like: Forecasting the Future

Room 321

Gerald N. Glickman, D.D.S., M.S., M.B.A., J.D.
Paul A. Rosenberg, D.D.S.

Moderator: Brian Whitten, D.D.S.

- Describe the potential of new technologies to enrich curricula.
- Recognize the impact of high tuition and student indebtedness.
- Recognize the challenge of faculty recruitment and retention.

I-6: CBCT: A Comparison Between Different Fields of View and Systems

Room 311

Christine I. Peters, D.D.S.

Ove A. Peters, D.M.D., M.S., Ph.D.

Moderator: James D. Johnson, D.D.S., M.S.

- Describe the effects of variation in the field of view on CBCT image resolution and patient dosage.
- List manufacturers and their units in relation to FOV dimensions.
- Provide recommendations for the clinical selection of cone beam FOVs.

I-7: There's a Patient on the End of That Tooth—Endodontic Imaging Beyond the Canal!

Room 316A

Dale Miles, D.D.S., M.S.

Moderator: Carol Diener Weber, D.D.S., M.S.

- Discuss the wider variety of imaging modalities applicable to RCT.
- Compare 2-D and 3-D imaging capability for these modalities.
- Identify how these images will help treat patients more confidently.

I-8: Patient Management and Financial Considerations of CBCT in the Academic and Private Practice Setting

Room 314

Frederic Barnett, D.M.D.

Terrell F. Pannkuk, D.D.S., M.S.D.

Moderator: Patrick E. Taylor, D.D.S.

- Compare the radiation doses of limited FOV CBCT devices as compared to other imaging modalities.
- List the financial considerations of purchasing, financing and charging for CBCT imaging.
- Describe the indications and proper use of CBCT imaging devices.

P-3: Neurobiology of the Dental Pulp

Room 312

Jennifer L. Gibbs, M.A.S., D.D.S., Ph.D.

Moderator: John M. Yaccino, D.D.S.

- Describe how the neurobiology of pulpal neurons relates to pain transmission in teeth.
- Describe what happens in the brain stem and higher structures when pulpal axons are damaged.
- Describe how the neurobiology of pulpal afferents are affected by inflammation.

PD-8: Social Media, Reputational Marketing and Search Engine Optimization

Room 301

Jay R. Levine

Moderator: Kimberly A.D. Lindquist, D.D.S., M.S.D.

- Describe how social media can positively and negatively impact patient and referral relationships.
- Discuss Google's latest search engine ranking methodologies.
- Discuss implementation of Internet marketing strategies within the practice website.

PD-9: Technology in the 21st Century Endodontic Office

Room 315

George A. Bruder III, D.M.D.

Moderator: Stephen G. Hunter, D.D.S., M.S.

- Identify and integrate new technology.
- Describe how to deidentify patient data and the benefits of collaborative studies.
- Relate new technologies into clinical applications.

PS-8: Cracking the Code for Endodontics

Room 317

Robert G. Sherman, D.M.D.

Moderator: Kenneth B. Wiltbank, D.M.D.

- Review how to reduce common misreported and misunderstood endodontic CDT procedure codes.
- Discuss ways to improve communications between patients, referring dentists and insurers.
- Identify ways to facilitate your endodontic claims processing and get paid on time.

SP-17: An Endodontic Perspective Regarding the Effect of Orthodontic Treatment on Pulpal Vitality

Room 316B

Rodrigo S. Cunha, D.D.S., M.Sc., Ph.D.

Moderator: Daniella S. Peinado, D.D.S.

- List the pulp alterations that can occur during orthodontic treatment.
- Discuss common orthodontic-endodontic treatment planning challenges.
- Describe appropriate management of teeth requiring integrated endodontic and orthodontic treatment.

SP-18: What's Going on Beyond the Apex? Understanding the Molecular Aspects of Inflammation-Induced Apical Tissue Destruction

Room 318

Gustavo P. Garlet, D.D.S., M.S., Ph.D.

Ariadne Letra, D.D.S., M.S., Ph.D.

Renato M. Silva, D.D.S., M.S., Ph.D.

- Identify the factors responsible for persistent apical periodontitis.
- Describe the molecular mechanisms associated with extracellular matrix degradation and bone loss in the periapical region.



- Access the potential for improvement in diagnosis techniques and future approaches.

SP-19: Resident and New Practitioner Career Fair

Room 316C

- Describe employment goals more clearly.
- Create contacts that may help you secure future employment.
- List the larger spectrum of practice/employment opportunities.

Planned by the Resident and New Practitioner Committee

SATURDAY

SOFTWARE USER GROUPS

9 – 10:30 a.m.

EndoTrak

Room 323AB

EndoVision

Room 323C

10:45 a.m. – 12:15 p.m.

TDO

Room 323AB

PBS Endo

Room 323C

9 – 10:30 a.m.

AS-20: Root Canal Disinfection and Systemic Antibiotics

Room 312

J. Craig Baumgartner, D.D.S., M.S., Ph.D.

Moderator: Robert E. Blundell, D.D.S.

- Describe the advantages and disadvantages of the various irrigants that are currently available.
- Describe the advantages and disadvantages of various irrigation delivery systems that are currently available.
- Describe the indications and antibiotics recommended for serious endodontic infections.

AS-21: What's Left When the Endo is Done: Critically Thinking Structural Issues in Rehabilitation

Room 315

Alan H. Gluskin, D.D.S.

Moderator: David C. Goerig, D.D.S.

- Describe the structural weakening that occurs as a result of endodontic and restorative procedures.
- Summarize the principles of cervical dentin preservation in stabilizing load transfer to roots.
- Review the biocompatibility of restorative materials and clinical strategies for protecting endodontically treated teeth.

AS-22: Trauma Update

Room 316A

Nestor Cohenca, D.D.S.

Moderator: Scott B. McClanahan, D.D.S., M.S.

- Identify epidemiological and predisposing factors of dental trauma.
- Implement the most recent, state-of-the-art diagnostic and treatment modalities.
- Identify dentoalveolar traumatic injuries and their complications.

AS-23: Radiolucent and Radiopaque Lesions of the Jaw

Room 316B

Sandra L. Myers, D.M.D.

Moderator: Laura L. Milroy, D.D.S.

- Assess important radiographic characteristics of jaw lesions for a differential and/or definitive diagnosis.
- Correlate radiographic findings with histopathology and the definitive diagnosis.
- Utilize investigative clues in the patient profile to narrow lesions for diagnostic consideration.

E-7: How Will We Practice Evidence-Based Endodontics and Assess Outcomes?

Room 313A

Yuan-Ling P. Ng, B.D.S., M.Sc., Ph.D.

Moderator: Bradford R. Johnson, D.D.S., M.H.P.E.

- Describe the virtues and limitations of current approaches to assess and prognosticate on the outcomes of nonsurgical root canal treatment.
- Describe the directions in which the root canal treatment procedure may evolve to improve its effectiveness.
- Describe the possible directions in which surrogate assessment tools may develop to facilitate early determination of treatment outcome.



9 – 10:30 a.m. (continued)

I-9: The Role of CBCT in Endo Follow-Up Room 313C

Hagay Shemesh, D.M.D., Ph.D.

Moderator: Avina K. Paranjpe, B.D.S., M.S., M.S.D., Ph.D.

- Describe the limitations of a PAI score to evaluate healing of periapical lesions.
- Discuss the rationale of taking a follow-up x-ray to evaluate healing.
- Describe the advantages and limitations of CBCT in evaluating the outcomes of root canal treatments.

PD-10: Study Clubs Can Build Relationships and Grow Your Practice Room 318

Alireza Aminlari, D.D.S., M.S.

Richard A. Rubinstein, D.D.S., M.S.

Moderator: Jane Peck, M.B.A.

- List the various types of study clubs.
- Discuss what the general dentist is looking for in a study club.
- Design a study club based on building relationships.

SH-6: Medical Myths in Dentistry Room 301

Ernest B. Luce, D.D.S.

Moderator: Nikita B. Ruparel, D.D.S., M.S., Ph.D.

- Describe the risks associated with temporary discontinuation of anticoagulant therapy.
- Describe patients who are candidates for corticosteroid supplementation.
- Describe risks associated with the sedation of a pregnant patient.

SH-7: Immunology of Pulpal and Periradicular Disease

Room 313B

Hajime Sasaki, D.D.S., Ph.D.

Moderator: Blake C. Ishikawa, D.D.S.

- Describe important aspects of current immunology in the development of periradicular disease.
- Describe the importance of resident cells in periradicular immune responses.
- Describe the possibility for immunotherapies in endodontics.

SP-20: Endodontic Practice Valuation and More

Room 321

W. Paul Radman, D.D.S.

Keith D. White, CPA

- Describe the variables in endodontic practice valuation.
- Discuss the target percentages of each overhead expense line item in an endodontic practice.
- Summarize the tax consequences to both buyer and seller.

9 a.m. – 12:15 p.m.

P-4: Pain Control in the Hot Mandibular Molar—The Endodontist's Dilemma

Room 311

Stanley F. Malamed, D.D.S.

Moderator: George T. Goodis, D.D.S.

- Compare the clinical attributes of currently available local anesthetic formulations.
- Describe the following mandibular anesthetic techniques: IANB, Gow-Gates, Akinosi-Vaznerani and Incisive.
- Describe the mechanism behind the increased efficacy of buffered local anesthetic solutions.

10:45 a.m. – 12:15 p.m.

AS-24: Irrigation: The Final Frontier

Room 312

Wm. Ben Johnson, D.D.S.

Moderator: Gary G. Goodell, D.D.S., M.S., M.A.

- Identify the limitation of their current irrigation protocol.
- Discuss the apical extent and distant activity of irrigants with the new irrigation system.
- Describe how the new protocols eliminate tissue and debris from the root canal system.

AS-25: Managing Medically Compromised Patients in the Endodontic Office

Room 315

Nelson L. Rhodus, D.M.D., M.P.H.

Moderator: Samantha P. Harris, D.D.S., M.S.

- Describe the changing epidemiology of medical problems in dental patients.
- Review the medical manifestations and treatment options for medical problems in dental patients.
- Review the current dental management for patients with certain common medical problems in dental practice.

AS-26: Restoration of the Endodontically Treated Tooth

Room 316A

Jorge Perdigao, D.M.D., M.S., Ph.D.

Moderator: Scott B. McClanahan, D.D.S., M.S.

- Describe the factors involved in the selection of a fiber post and respective myths.
- List the advantages and disadvantages of current fiber posts over other posts.
- Describe the differences between one- and multi-step bonding techniques for fiber posts.

E-8: Future Perspectives on Endodontic Infections

Room 313A

Kishor Gulabivala, B.D.S., M.Sc., Ph.D.

Moderator: Luis E. Chavez de Paz, D.D.S., M.D.S., Ph.D.

- Describe the nature of endodontic infections.
- Describe the key characteristics of microbial physiology that determine their survival and host reactions.
- List the ways in which endodontic control of infections may be enhanced in the future.

I-10: CBCT for Diagnosis and Treatment of Traumatic Injuries and Root Resorptions

Room 313C

Jose-Maria Malfaz, D.D.S., M.D., Ph.D.

Moderator: Nestor Cohenca, D.D.S.

- Describe the clinical applications of CBCT in traumatic injuries and root resorptions.
- Review the potential benefit of CBCT technology for diagnosis and treatment planning.
- Discuss the impact of CBCT on treatment outcome and improved predictability.

P-5: Pain: The Patient's Perspective—Diagnosis or Misdiagnosis?

Room 301

Shane N. White, B.Dent.Sc., M.S., M.A., Ph.D.

Moderator: Brian E. Bergeron, D.M.D.

- Describe the social, psychological and behavioral factors affecting a patient's perception of pain of pulpal and periradicular origin.
- Recognize pain patterns that fall within or beyond the typical during endodontic care.
- Describe the limits of endodontic pain diagnosis.

SH-8: Update on Bisphosphonates and Osteonecrosis of the Jaw

Room 313B

John W. Hellstein, D.D.S., M.S.

Moderator: Phuong N. Quang, D.D.S.

- Identify the different patient classes and how to manage them.
- Identify the different classes of antiresorptive agents.
- Discuss how to manage patients utilizing antiresorptive agents in the endodontic setting.

SP-21: Effect of Photon-Initiated Photoacoustic Streaming on Root Canal Cleanliness

Room 321

Ruben Rosas Aguilar, D.D.S.

Moderator: Pedro E. Parente, D.M.D.

- Describe the scientific rationale of this new method of irrigation.
- Identify pros and cons of different types of laser devices that have been used for irrigation.
- Evaluate the role of irrigation/agitation methods in endodontics, including the benefits, limits and a comparison between the two.

SP-22: ABE Case History Portfolio Construction: Developing a Passing Portfolio

Room 318

Christopher S. Wenckus, D.D.S.

Moderator: Keith V. Krell, D.D.S., M.S., M.A.

- Describe and define the 10 types of cases required for the portfolio.
- Explain what are and what are not proper radiographs for inclusion in the portfolio.
- Describe the grading system the Board uses to evaluate portfolios.

SESSION HANDOUTS

Handouts will be made available on the Live Learning Center (www.aae.org/livelearningcenter) approximately 7-10 days prior to the meeting. Handouts will also be available on the mobile meeting app in each session listing for which they are provided.



EXHIBIT HALL SCHEDULE

Wednesday**7 a.m. – 5 p.m.**

Exhibits Open

12:15 – 1:15 p.m.

Lunch Break – Concessions Open

Thursday**7 – 10 a.m.****NEW** Exhibit Hall Continental Breakfast**7 a.m. – 2 p.m.**

Exhibits Open

Friday**8:30 a.m. – 4 p.m.**

Exhibits Open

2:30 – 3:30 p.m.Exhibit Hall Happy Hour and Foundation
Live Auction

Exhibitors are listed as of press time. The most up-to-date listing can be found at www.aae.org/exhibits.

| | | |
|--|------------------------------------|---|
| Acadental | Hartzell & Son, G. | Protrain-Simit Dental |
| Accurate Mfg., Inc. | HealthFirst | Q-Optics & Quality Aspirators |
| Acteon North America (Satelec and Sopro Companies) | Henry Schein Dental | Quintessence Publishing Co., Inc. |
| American Dental Partners, Inc. | Hu-Friedy | Radman, White & Associates, Inc. |
| American Eagle Instrument, Inc. | ILC New York, Inc. | RGP Dental, Inc. |
| Aseptico, Inc. | J. Morita USA | Roydent Dental Products |
| ASI Medical, Inc. | JedMed Instrument Company | Schwed Co., Inc. |
| Aspen Dental | Jordco, Inc. | Seiler Precision Microscopes |
| Axis/SybronEndo | JS Dental Manufacturing, Inc. | Sirona Dental Systems and Schick Technologies |
| B & L Biotech, Inc. | Kodent International, Inc. | Sonendo, Inc. |
| Benco Dental | Komet USA | SS White |
| Bisco Dental Products | Laschal Surgical Instruments, Inc. | Surgitel/General Scientific Corp. |
| BQ Ergonomics | Leica Microsystems, Inc. | TDO/eie2 |
| Brasseler USA | Lexi-Comp Publishing | TransFirst Health Services |
| Carestream Dental | MANI, Inc. | Treloar & Heisel, Inc. |
| Carl Zeiss Meditec, Inc. | Medical Protective | Ultimate Dental—A Division of Endoco |
| Clinician's Choice Dental Products | Medidenta | Ultradent Products, Inc. |
| ColteneEndo | Meisinger USA | United Health Care Dental |
| DENTSPLY International | Meta Biomed, Inc. | Vista Dental Products |
| DENTSPLY Maillefer | Microsurgery Instruments, Inc. | Wiley/Wiley Blackwell |
| DENTSPLY Rinn | Milestone Scientific | Wykle Research |
| DENTSPLY Tulsa Dental Specialties | Obtura Spartan | Zumax Medical Co., Ltd. |
| Designs For Vision, Inc. | Onpharma | |
| DEXIS Digital X-Ray | Osada, Inc. | |
| Elsevier, Inc. | Palisades Dental | |
| Endo Technologies, LLC | Patterson Dental Supply, Inc. | |
| EndoVision | PBHS | |
| Global Surgical Corp. | PBS Endo | |
| | Phase II Associates, LLC | |
| | Planmeca USA, Inc. | |

SPONSORS

DIAMOND LEVEL

*Celebrate Honolulu!, Mobile App
and Advertising Support*

DENTSPLY
TULSA DENTAL
SPECIALTIES

PLATINUM LEVEL

For better dentistry

DENTSPLY
INTERNATIONAL

Edgar D. Coolidge Luncheon
and Resident Awards

 **Carestream**
DENTAL

Attendee Lounge, Attendee WiFi, Imaging
Educational Track, Retreatment Workshop
and Advertising Support

GOLD LEVEL


MORITA

Master Clinician Series


schick
by **sirona**

Registration Bags, On-Site Meeting
Guide and Advertising Support

SILVER LEVEL

 **HENRY SCHEIN®**
DENTAL

AAE Foundation Leadership
Donor Reception



International
Reception



Professional Staff Reception
and Advertising Support

**Treloar
& Heisel, Inc.**

 **Medical
Protective**
a Berkshire Hathaway company
Strength, Defense, Solutions. Since 1899.

Leadership and Resident Receptions, and
Name Badge Wallets

**EndoVision-Henry
Schein, Inc.:**
Professional Staff
Reception

Obtura Spartan:
Notebooks and Pens

Phase II Associates, LLC:
Lunch-n-Learn

**Radman, White &
Associates, Inc.:**
Exhibit Hall Happy Hour

TICKET SALES

On-site ticket sales for AAE-sponsored events are final and must be purchased at least 24 hours prior to the event on a first-come, first-served basis.

Tickets for all attendees are required for the following:

- Lunch-n-Learn
- Alliance Hawaiian Pool Party (p. 27)
- Louis I. Grossman Breakfast
- Golf Outing

Tuesday

Leadership Reception (by invitation)

5 – 6 p.m.

Honolulu Suite/HHV

Sponsored by Treloar & Heisel, Inc.

Wednesday



President's Breakfast 7 – 8:30 a.m.

Kālakaua Ballroom/HCC

Featuring AAE President Dr. James C. Kulild. The recipient of

the Lifetime Dental Community Volunteer Spirit of Service Award will also be recognized.

other endodontic offices, and get tips on how to use free AAE resources to improve your own marketing and relationship-building efforts.

Sponsored by Phase II Associates, LLC



Lifetime Spirit of Service Award Terry A. Propper, D.D.S., M.S.

International Reception (by invitation)

5:30 – 6:30 p.m.

Tapa Ballroom I/HHV

Welcome gathering for international attendees.

Sponsored by Elsevier

Lunch-n-Learn: Practice Marketing

12:15 – 1:15 p.m.

Room 301/HCC

\$0—Complimentary; space is limited so register today!

Join your colleagues, AAE public relations staff and representatives from PR firm Ketchum for a provided lunch and roundtable discussion about best practices for practice marketing and referral building. Learn what works and doesn't work in

Professional Staff Reception

5:30 – 6:30 p.m.

Rainbow Suite/HHV

Open to registered endodontic staff.

Sponsored by Brasseler USA and EndoVision-Henry Schein, Inc.

Welcome Reception

6:30 – 8 p.m.

Great Lawn/HHV

Join us for this casual event in a tropical setting.

Thursday

Louis I. Grossman Breakfast

7 – 8:30 a.m.

Coral Ballroom/HHV

\$45 per person includes breakfast and program

Presented by the College of Diplomates to acknowledge endodontists who achieved Board certification during 2012.

Golf Outing

7 a.m. Departure Tapa Tower Bus Depot

8 a.m. Start Honolulu Country Club

\$195 early/\$205 standard, inclusive of greens fees and cart, transportation, tournament coordination, continental breakfast and a post-play luncheon.



Featured Presenter: M. Lamar Hicks, D.D.S., M.S., M.D.

Resident Reception

1:30 – 3 p.m.

Ala Wai Terrace, 3rd Level/HCC

Designed exclusively for the endodontic resident.

Sponsored by Treloar and Heisel, Inc. and MedPro

NEW

Exhibit Hall Continental Breakfast

7 – 10 a.m.

Exhibit Hall/HCC

Join your friends and colleagues for breakfast on the show floor.

Friday

General Assembly Breakfast 7 – 8:30 a.m.

Kālakaua Ballroom/HCC

The General Assembly is the annual business meeting for the Association. Important issues affecting you and the Association are discussed with courses of action decided, and new leaders are installed.

Resident and New Practitioner Career Fair 1 – 2:30 p.m.

Room 316C/HCC

If you are looking for the perfect job or trying to find that special endodontist who will match your organization's needs, this is the place to be (see p. 19).

Exhibit Hall Happy Hour and Foundation Live Auction

2:30 – 3:30 p.m.

Exhibit Hall/HCC

End your day with a stop in the exhibit hall for a lively happy hour.

Sponsored by Radman, White & Associates, Inc.

AAE Foundation Leadership Donor Reception (by invitation)

6:30 – 7:30 p.m.

Rainbow Suite/HHV

Honors the AAE Foundation's donors who have pledged at the Diamond level or higher.

Sponsored by Henry Schein Dental

CELEBRATE HONOLULU!

9 p.m. – midnight • Tapa Ballroom/HHV

Looking for evening entertainment after dinner? You won't have to look further than this year's special ***Celebrate!*** event! Head over to the Tapa Ballroom for a variety of entertainment options and fun activities that are certain to appeal to everyone, including:

- Dancing the night away to the sounds of a live band
- Sitting back and enjoying a cocktail in a relaxing lounge
- Joining in the sing-along at the piano bar
- And More!

So don't forget to add this not-to-be missed evening to your schedule! This is guaranteed "aloha ahiahi" (good evening)—we hope to see you there!

Please Note: This event is open to all registered attendees and registered guests. Your name badge is required for entrance. Individual tickets are not sold for this event.

Sponsored
by

DENTSPLY
TULSA DENTAL
SPECIALTIES

SPECIAL EVENTS

Saturday

Edgar D. Coolidge Luncheon
12:30 – 2 p.m.

Kālakaua Ballroom/HCC

Sponsored by DENTSPLY International

Be part of the ceremonies to acknowledge the AAE/DENTSPLY Resident Award recipients and the following AAE award winners:



Edgar D. Coolidge Award
Samuel O. Dorn, D.D.S.



Ralph F. Sommer Award
Peter E. Murray, B.D.Sc., Ph.D.



I.B. Bender Lifetime Educator Award
H. Robert Steiman, Ph.D.,
D.D.S., M.S.D.



Edward M. Osetek Educator Award
Anthony T. Borgia, D.D.S.



Part-Time Educator Award
J. Gordon Marshall, D.M.D.

Endodontists: Partners in Patient Care

THE AAE AWARENESS CAMPAIGN

EXPERTISE • PATIENT SATISFACTION • PARTNERSHIP

The AAE's campaign resources help you develop an ongoing practice marketing program and build stronger referral relationships with general dentists.

- Updated *Professional Outreach Toolkit* – 19 new pages of valuable content!
- *Consumer Outreach Toolkit* for patient and community relations
- Market research reports
- Practice marketing courses, *Toolkit 101* webcast
- Treatment planning resources
- Videos, tooth images to enhance your practice website
- And much more!



AAE Practice Management

TOOLBOX



Find these campaign resources and more at **www.aae.org/practicepromotion**.

ALOHA,

The AAE Alliance welcomes you to the beautiful island of Oahu for the 2013 AAE Annual Session. Oahu is the heart of Hawaii and its sunny weather, sandy beaches and pristine warm water will surely shake off your winter chills. Waikiki, our Annual Session destination, is known for its world-class hotels, vibrant night life, great shopping and Pacific Rim dining. It is easy to immerse oneself in the fascinating history and culture of the Hawaiian Islands.

The Alliance is always trying to stay current with its spousal program by entertaining suggestions at each sessional meeting. The overwhelming response for activities in Hawaii was to concentrate on relaxation, socializing and enjoying the beautiful outdoor spaces with the traditional Hawaiian welcome—E KOMO MAI!

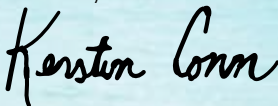
To encompass this request, the Alliance will open its doors to the beautiful Hospitality Suite for the comfort of all spouses and partners, no invitation required. Come and meet an old friend or make a new one. Enjoy some light refreshments and find out all of the exciting venues that Hawaii has to offer. Perhaps you will meet someone who would like to make a day trip to the Polynesian Cultural Center, the Queen Emma Summer Palace, Dole Plantation or historic Pearl Harbor. If you are bringing your children, they are sure to enjoy Sea Life Park, Waikiki Aquarium, Honolulu Zoo or the Hawaiian Waters Adventure Park. If you want adventure, there is always hiking on Diamond Head, snorkeling in Hanauma Bay, cycling or catamaran sailing. For those of you who just want to relax by a palm tree, run your toes through the white sand and peer out at the beautiful waters I am with you. Perhaps some shopping at the Ala Moana Center, Royal Hawaiian Shopping Center or the Waikale Premium Outlets? You will always find a friend or multiple friends who will want to share this experience with you!

For sheer entertainment the Alliance will be hosting a Hawaiian Pool Party. Find some Aloha wear at Hilo Hattie and join us for an exotic drink demonstration, lei making and Hawaiian dancing. You won't want to miss the door prizes and refreshments!

I look forward to seeing you all in Oahu!



Sincerely,



Kerstin Conn, D.M.D.

ACTIVITIES

Alliance Hospitality Suite Hours

Suite 3330/Tapa Tower

Tuesday, 3 – 5 p.m. • Wednesday, 10 a.m. – noon • Friday, 10 a.m. – noon

Hawaiian Pool Party (*Open to spouses and partners*)

Thursday, 10 a.m. – noon

\$35 per person; registration is required, attendance is limited!

REGISTRATION INFORMATION

To participate in any AAE Annual Session activity, you must register for one of the following packages. Registration fees are for the full conference. One-day and exhibit-hall-only registrations are not available.

Tickets for the following activities are not included in any package:

- Workshops
- Alliance Activities
- Lunch-n-Learn
- Golf Outing
- Louis I. Grossman Breakfast



Complete registration information, including package descriptions, the cancellation policy and attendee list, can be found online at www.aae.org/annualsession.

Members

The following packages include: Sessions and Exhibits, Coolidge Luncheon, Welcome Reception, President's Breakfast, Exhibit Hall Continental Breakfast, General Assembly Breakfast and *Celebrate Honolulu!*

- AAE Professional (\$995 early/\$1,145 standard)
- AAE Student (\$210 early/\$360 standard)
- AAE Retired (\$498 early/\$648 standard)
- AAE Professional Staff (\$210 early/\$360 standard)
- AAE Active 1st Year (\$498 early/\$648 standard)

Nonmembers

The following packages include: Sessions and Exhibits, Coolidge Luncheon, Welcome Reception, President's Breakfast, Exhibit Hall Continental Breakfast, General Assembly Breakfast, and *Celebrate Honolulu!*

- U.S. Professional Guest (\$1,765 early/\$1,915 standard)
- Student Guest (\$1,180 early/\$1,330 standard)
- International Professional Guest (\$1,180 early/\$1,330 standard)
- Professional Staff Guest (\$1,180 early/\$1,330 standard)

AAE Alliance/Spouse and Guests

The following packages include: Sessions and Exhibits, Welcome Reception, *Celebrate Honolulu!*

- AAE Alliance/Spouse (\$130 early/\$205 standard)
- Guest (\$130 early/\$205 standard)
- Child (\$75 early/\$100 standard)

JOIN THE AAE AND SAVE!

Become eligible for an AAE Professional, Student or Professional Staff package rate! Go to www.aae.org/join for more information.

Methods of Registration

Online: The quickest and most secure way for all attendees to register. Go to www.aae.org/annualsession and click on "Register Now" under the Access Now menu.

Fax or Mail: Download a Registration Form from www.aae.org/annualsession.

Registration Deadlines

The early registration fee will be granted for registrations received by March 13, 2013. After this date, standard fees will apply. Registration forms will not be accepted after the early registration date, but you may register online until April 5, 2013. After this date, you must register on site at the Registration and Information desk at the Hawai'i Convention Center.

Payment and Confirmation

Registration without complete payment cannot be processed. If you have an email address on file you will receive an electronic confirmation. If you have not received a confirmation within three weeks of submitting your registration, please contact the AAE. Badges and registration materials will be held for you in the AAE Registration and Information area the Hawai'i Convention Center.

Special Assistance

If you have a physical, communication or dietary restriction that may affect your participation in Annual Session activities, please contact the AAE Meetings Department at 800/872-3636 (U.S., Canada, Mexico) or 312/266-7255, or by sending an email to meetings@aae.org, at least 30 days prior to your arrival. We can only ensure the availability of appropriate accommodations with prior notification of need.

Hotel Reservations

The AAE has reserved a block of guestrooms at the following official headquarters hotel:

Hilton Hawaiian Village Waikiki Beach Resort
2005 Kalia Road
Honolulu, HI 96815
Phone: 808/949-4321
Fax: 808/951-5458
Website: www.hiltonhawaiianvillage.com

Rates

The following group rates will be offered to AAE Annual Session attendees until March 16, 2013, or until the room block is filled, whichever occurs first. After that time, rates and reservations will be subject to availability. Rates apply to single/double occupancy and are subject to 13.962 percent local and state taxes. Listed suite rates include one bedroom; additional bedrooms, if available, are subject to the standard group room rate.

Room descriptions can be found at www.hiltonhawaiianvillage.com/accommodations:

Resort View: \$230

Partial Ocean View: \$250

Ocean View: \$270

Rainbow Tower Ocean View: \$305

Rainbow Tower Ocean Front: \$320

Ali'i Tower Partial Ocean View: \$300

Ali'i Tower Ocean View: \$320

Reservation Procedures

To make your reservation for a standard room, go to the AAE website at www.aae.org/annualsession and select "Make Hotel Reservations" from the Access Now menu.

Suites

A limited number of suites are available to AAE attendees at discounted rates. To inquire about suite options, please contact Joy Nagtalon at maryl.nagtalon@hilton.com. The reservations office is open Monday through Friday, 8 a.m. – 4 p.m. HT.

Pre-/Post-Hotel Discounts

Take advantage of discounted room rates at hotels on neighboring islands for your pre- or post-meeting travel. A complete list of hotels and rates can be found at www.aae.org/annualsession in the Access Now menu.

Deposit/Cancellation Policy

A deposit (equal to room and tax for two nights) will be applicable at the time of reservation. This deposit will be fully refunded if the hotel receives notice of cancellation at least 10 days prior to the date of arrival. This deposit is forfeited in its entirety for cancellations received within 10 days prior to arrival and for all no-shows.

Travel and Transportation

Air Travel

United Airlines is offering special meeting fares to attendees who use the meeting identification number below.

Online at www.united.com

Enter **Meeting ID# ZNBU121316** in the offer code box.

Airport Transportation

Taxi fare to the Hilton Hawaiian Village is approximately \$31 one way. Shuttle service is available through SpeediShuttle. The cost is approximately \$15 one way. To make a reservation, go to www.aae.org/annualsession and select "Travel Arrangements" from the Access Now menu.

Car Rental

Hertz is the AAE's preferred car rental company. Special meeting rates are available.

To reserve a car, contact Hertz online or by phone, and refer to **CV# 022Q5991**.

Online: www.hertz.com

Calling From the United States or Canada:
800/654-2200

International: 405/749-4434

Parking

Valet parking is available at the Hilton Hawaiian Village for \$30 per day. Self-parking is \$24 per day.

SPEAKER INDEX

| | | | |
|------------------------------|--------|-------------------------------|--------|
| Abbott, Paul V..... | 13 | Landwehr, David J..... | 15 |
| Abdel Azim, Adham | 17 | Law, Alan S..... | 12 |
| Adams, Tina-Marie A..... | 11 | Letra, Ariadne | 19 |
| Aminlari, Alireza | 20 | Levin, Martin D..... | 16 |
| Austin, Michael S..... | 11 | Levine, Jay R..... | 18 |
| Baerg, Steven D..... | 10 | Luce, Ernest B..... | 20 |
| Banta, Lois J..... | 9, 10 | Ludlow, John B..... | 11 |
| Barnett, Frederic | 11, 18 | Makins, Scott R..... | 16 |
| Basrani, Bettina R..... | 11 | Malamed, Stanley F..... | 16, 20 |
| Baumgartner, J. Craig | 16, 19 | Malfaz, Jose-Maria | 21 |
| Bonilla, Carmen | 15 | Mao, Jeremy J..... | 10 |
| Botero-Duque, Tatiana M..... | 17 | Metzger, Zvi | 15 |
| Bruder III, George A..... | 18 | Miles, Dale | 9, 18 |
| Caicedo, Ricardo | 15 | Molinari, John A..... | 10, 12 |
| Chapnick, Lorne | 15, 17 | Morrow, Leesa | 9 |
| Chavez de Paz, Luis E..... | 13 | Murray, Peter E..... | 15 |
| Chen, I-Ping | 11 | Myers, Sandra L..... | 19 |
| Cohenca, Nestor | 10, 19 | Nair, Uma P..... | 17 |
| Cotti, Elisabetta | 13 | Newton, Carl W..... | 14 |
| Coury, Kirk A..... | 11 | Ng, Yuan-Ling P..... | 19 |
| Cunha, Rodrigo S..... | 18 | Nixdorf, Donald R..... | 9, 15 |
| Dao, Thuan | 17 | Nowzari, Hessam | 16 |
| Deblinger, Ronald I..... | 10 | Pannkuk, Terrell F..... | 11, 18 |
| Diogenes, Anibal R..... | 10 | Patel, Shanon | 9 |
| Dovgan, Joseph S..... | 11 | Perdigao, Jorge | 21 |
| Drum, Melissa M..... | 16 | Peters, Christine I..... | 18 |
| Dykstra, Bradley A..... | 13 | Peters, Ove A..... | 11, 18 |
| Falkel, Michael I..... | 15 | Quan, Lester J..... | 14 |
| Fouad, Ashraf F..... | 9 | Radman, W. Paul | 20 |
| Garlet, Gustavo P..... | 19 | Reader, Al..... | 16 |
| Gelman, Richard | 15 | Rhodus, Nelson L..... | 20 |
| Gibbs, Jennifer L..... | 18 | Riedy, Christine A..... | 17 |
| Glass, Christopher | 10 | Rindler, Eric A..... | 16 |
| Glassman, Gary D..... | 15 | Rosas Aguilar, Ruben | 21 |
| Glickman, Gerald N..... | 18 | Rosenberg, Paul A..... | 18 |
| Gluskin, Alan H..... | 19 | Rotstein, Ilan | 17 |
| Goerig, Albert C..... | 12 | Rubinstein, Richard A..... | 20 |
| Gulabivala, Kishor | 21 | Santarcangelo, Filippo | 13 |
| Gutmann, James L..... | 12, 14 | Sasaki, Hajime | 20 |
| Haapasalo, Markus | 14 | Shemesh, Hagay | 20 |
| Hargreaves, Kenneth M..... | 14 | Sherman, Robert G..... | 18 |
| Harris, Samantha P..... | 14 | Silva, Renato M..... | 19 |
| Hellstein, John W..... | 21 | Simon, Stephane | 10 |
| Herbranson, Eric | 15 | Small, Joel C..... | 12 |
| Huber, Michael A..... | 17 | Terauchi, Yoshitsugu | 12 |
| Huynh-Ba, Guy | 15 | Torabinejad, Mahmoud | 13 |
| Ishimoto, Cindy | 9, 10 | Trope, Martin | 15 |
| Jaunberzins, Andris | 10 | van der Sluis, Lucas W.M..... | 13 |
| Jenniges, Sam K..... | 16 | Wenckus, Christopher S..... | 21 |
| Johnson, Wm. Ben | 20 | White, Keith D..... | 20 |
| Kim, Sahng Gyoong | 12 | White, Shane N..... | 21 |
| Kim, Syngcuk | 9 | Williamson, Richard A..... | 12 |
| Kishen, Anil | 13 | Wolcott, James F..... | 14 |
| Kratchman, Samuel I..... | 9 | Woodmansey, Karl F..... | 12 |
| Kuttler, Sergio | 15 | Zehnder, Matthias..... | 14 |
| Lampert, Chris J..... | 10 | | |

LIVE LEARNING
CENTER

CE SOURCE

AAE **ONLINE** CONTINUING EDUCATION
Live Learning Center All-Access Pass



You get unlimited access to the entire LLC library; including:

- Session recordings from AAE meetings (Annual Sessions, Fall Conferences, Joint Symposiums)
- Speaker handouts, bios and MP3 files for portable listening
- *Journal of Endodontics* articles
- *Colleagues* clinical newsletters
- New material added throughout the year

700+ hours of content!

Learn more and subscribe at:

www.aae.org/livelearningcenter

Subscriptions run from July 1 – June 30



American Association of Endodontists
211 E. Chicago Ave., Suite 1100
Chicago, IL 60611-2691
Phone: 800/872-3636 (U.S., Canada, Mexico) or 312/266-7255
Fax: 866/451-9020 (U.S., Canada, Mexico) or 312/266-9867

Email: info@aae.org Website: www.aae.org

 www.facebook.com/endodontists

 [@aaenews](https://twitter.com/aaenews) | [@savingyourteeth](https://twitter.com/savingyourteeth)

 www.youtube.com/rootcanalspecialists

Presorted
First Class Mail
U.S. Postage
PAID
Permit No. 6784
Chicago, IL

ATTEND THE ENDODONTIC MEETING THAT EXCEEDS EXPECTATIONS

No matter where it's held, the AAE Annual Session is well-worth the trip:

- Full meeting program, as well as time to enjoy the tropical setting
- Master Clinician Series and hands-on workshops
- Exhibits Wednesday-Friday, including Exhibit Hall Breakfast
- Mega-Session Wednesday provides introduction to educational tracks
- Pre- and post-meeting hotel discounts around Hawaii



Meeting details available at www.aae.org/annualsession.